



US00D812511S

(12) **United States Design Patent** (10) **Patent No.:** **US D812,511 S**
Sallard (45) **Date of Patent:** **** Mar. 13, 2018**

(54) **EARCUFF**
(71) Applicant: **Cartier International AG**, Steinhausen (CH)
(72) Inventor: **Emmanuelle Sallard**, Paris (FR)
(73) Assignee: **Cartier International SA**, Steinhausen (CH)

D723,965 S * 3/2015 Le Bail D11/27
D758,892 S * 6/2016 Rabassa D10/34
D778,200 S * 2/2017 Iacomucci D11/52
D783,438 S * 4/2017 Iacomucci D11/4
D784,840 S * 4/2017 Caballero D11/4
D787,360 S * 5/2017 Le Bail D11/11
D791,619 S * 7/2017 Rabassa D10/30
D792,787 S * 7/2017 Rabassa D10/30
D793,276 S * 8/2017 Le Bail D11/27

(**) Term: **15 Years**

(21) Appl. No.: **29/592,402**

(22) Filed: **Jan. 30, 2017**

(51) **LOC (11) Cl.** **11-01**

(52) **U.S. Cl.**
USPC **D11/42**

(58) **Field of Classification Search**
USPC D11/1-48, 52, 69
CPC . A44C 15/005; A44C 15/0015; A44C 15/001;
A44C 15/0035; A44C 25/001; A44C
25/00; A44C 25/005; A44C 5/00; A44C
5/0015; A44C 5/0007; A44C 5/0084;
A44C 5/12; A44C 5/14; A44C 5/2066;
A44C 5/2076; A44C 13/00; A44C
11/002; A44C 9/00; A44C 9/003; A44C
9/0046; A44C 17/0233; A44C 17/04;
A44C 27/006; A44C 7/00; A44D 2205/00
See application file for complete search history.

(56) **References Cited**

U.S. PATENT DOCUMENTS

D533,100 S * 12/2006 Conrad D11/52
D612,282 S * 3/2010 Iacomucci D11/4
D612,284 S * 3/2010 Iacomucci D11/31
D640,949 S * 7/2011 Iacomucci D11/31
D680,024 S * 4/2013 Le Bail D11/49
D692,343 S * 10/2013 Hardy D11/82
D718,174 S * 11/2014 Le Bail D11/27

OTHER PUBLICATIONS

[Online] "Panthere de Cartier Bracelet." <http://www.cartier.com/en-us/collections/jewelry/collections/panth%C3%A8re-de-cartier/panth%C3%A8re-de-cartier-bracelets/hp600376-panth%C3%A8re-de-cartier-bracelet.html>. Retrieved Oct. 29, 2017.*

[Online] "Roberto Cavalli Ear Cuff SS 2013." <http://sarabrajovic.com/2012/11/roberto-cavalli-ear-cuff-ss-2013/>. Posted online Nov. 15, 2012. Retrieved Oct. 29, 2017.*

* cited by examiner

Primary Examiner — Melanie Pellegrini
(74) *Attorney, Agent, or Firm* — Taft Stettinius & Hollister LLP

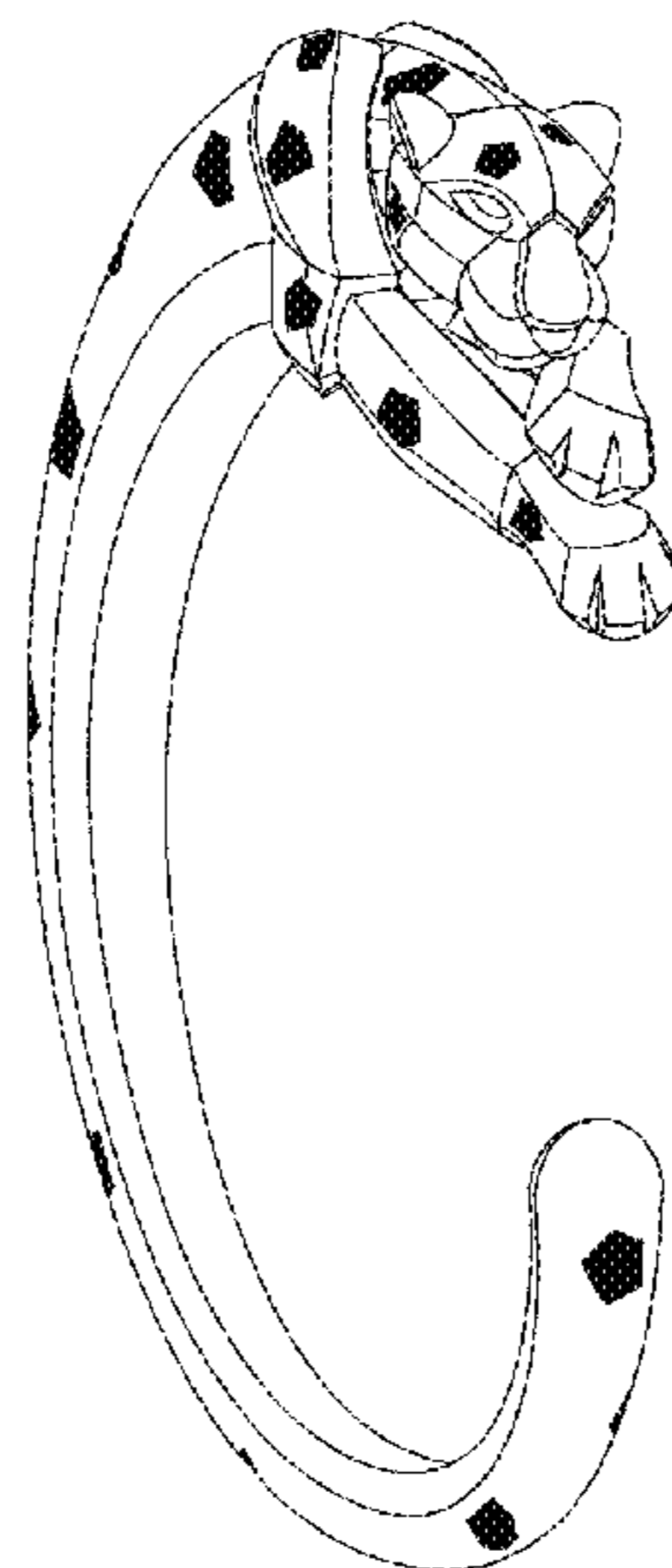
(57) **CLAIM**

The ornamental design for an earcuff, as shown and described.

DESCRIPTION

FIG. 1 is a right side elevation view of an earcuff showing my new design;
FIG. 2 is a left side elevation view thereof;
FIG. 3 is a top plan view thereof;
FIG. 4 is a bottom plan view thereof;
FIG. 5 is a front elevation view thereof;
FIG. 6 is a back elevation view thereof; and,
FIG. 7 is a front, right side perspective view thereof.

1 Claim, 2 Drawing Sheets



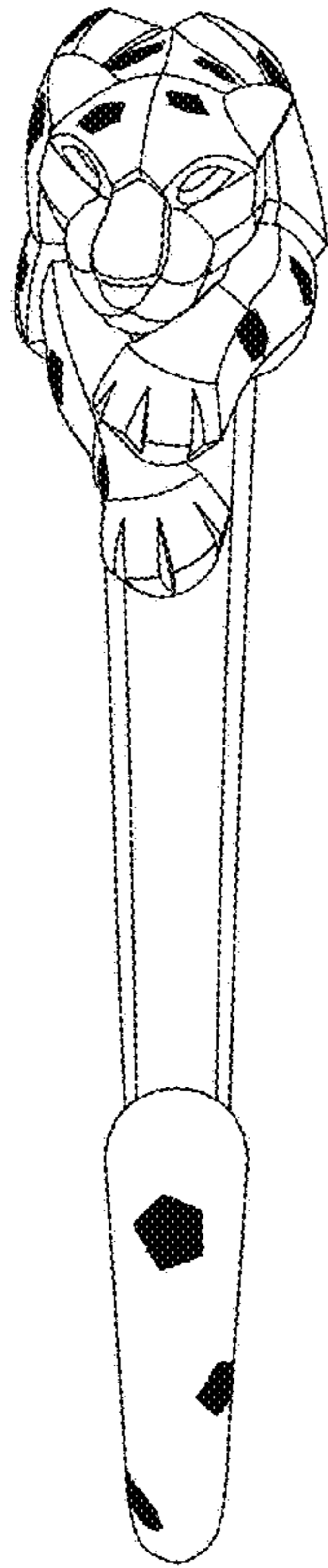


Fig. 1

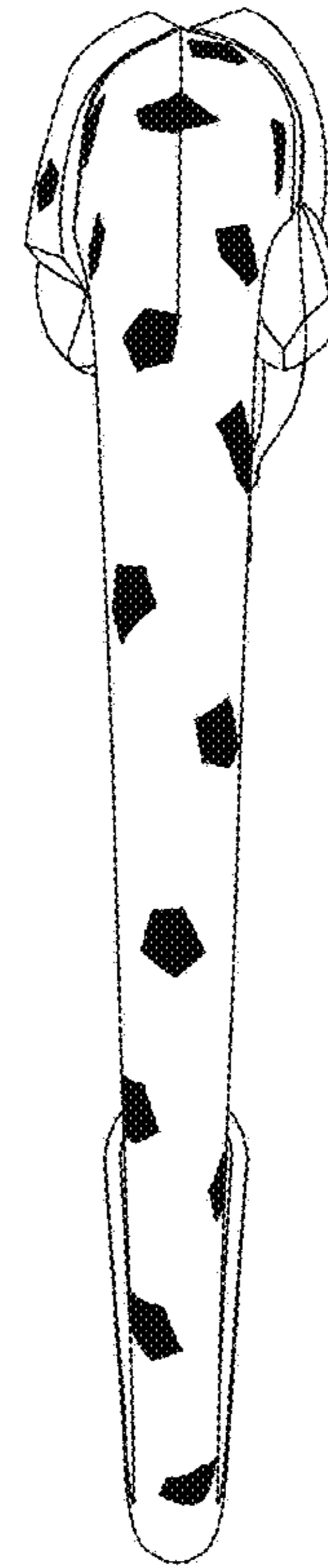


Fig. 2

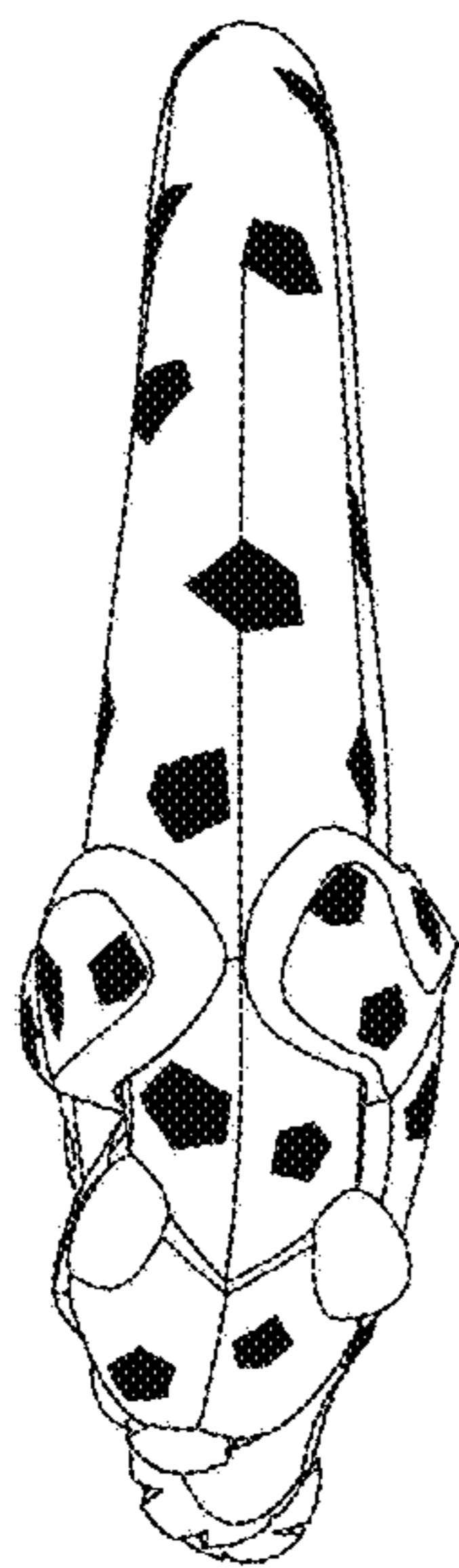


Fig. 3

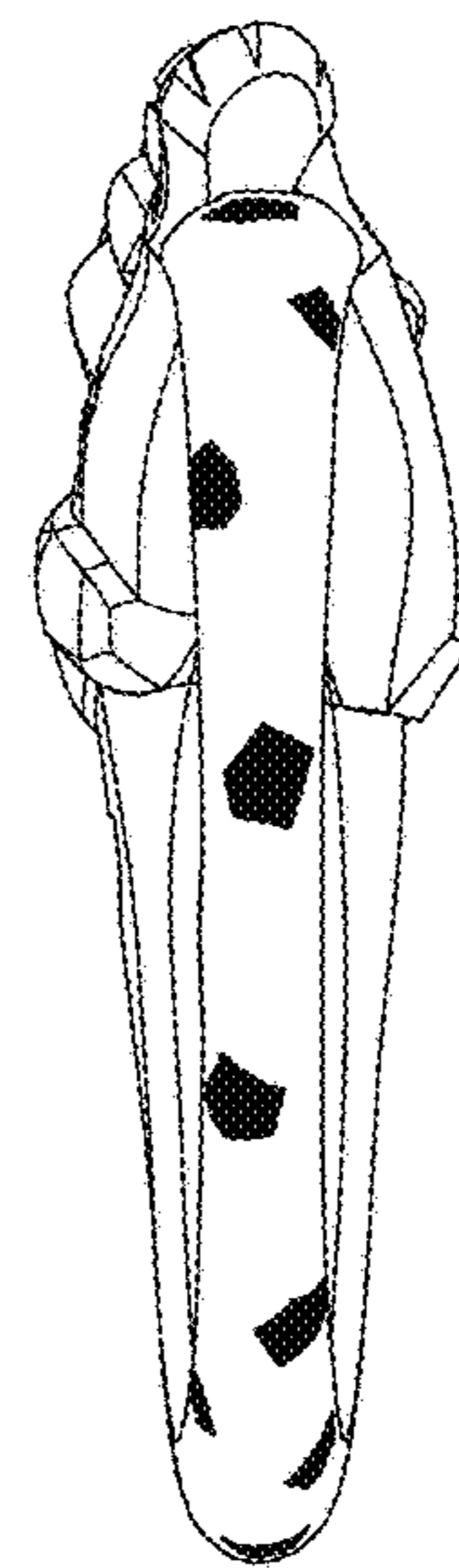


Fig. 4

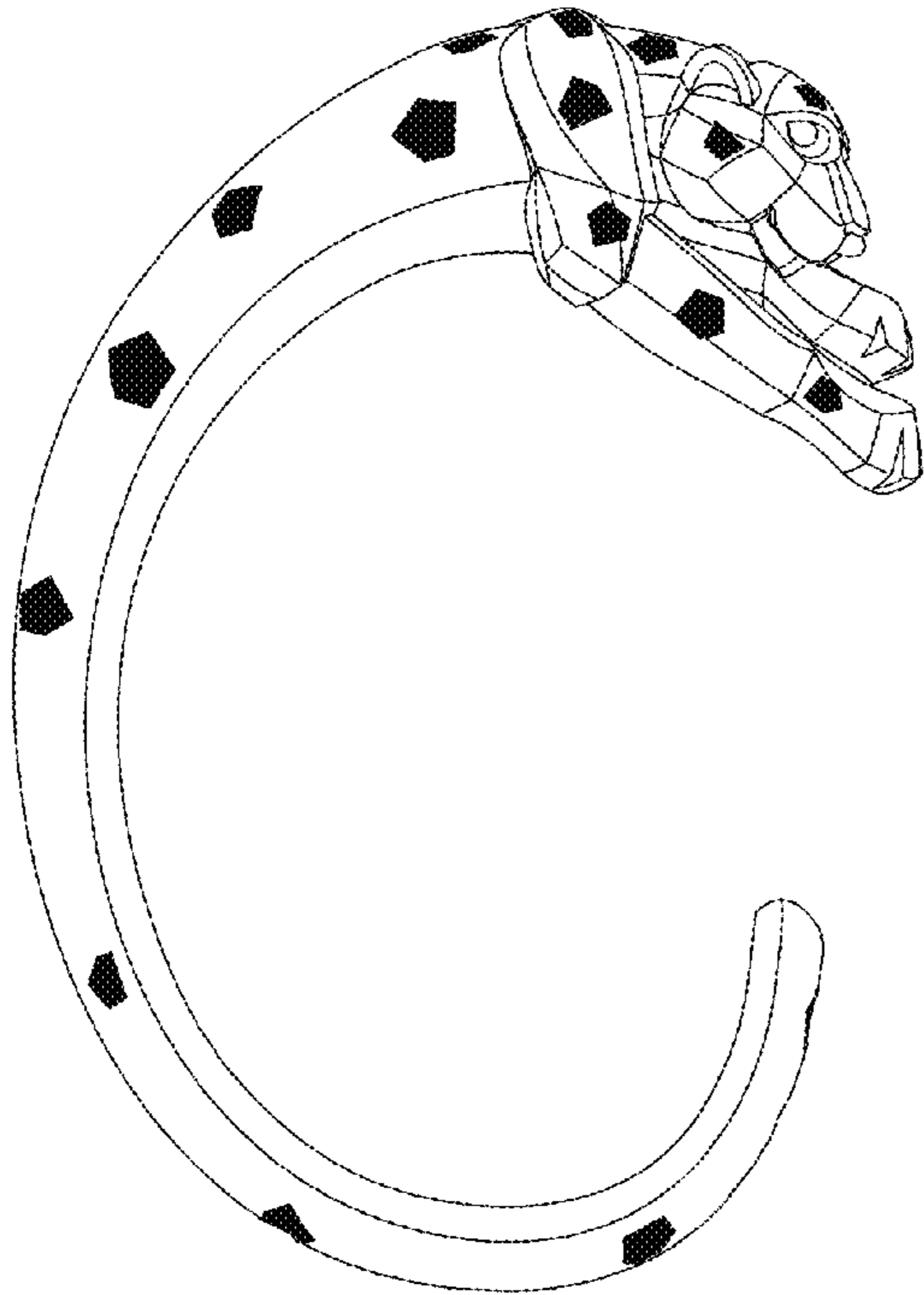


Fig. 5

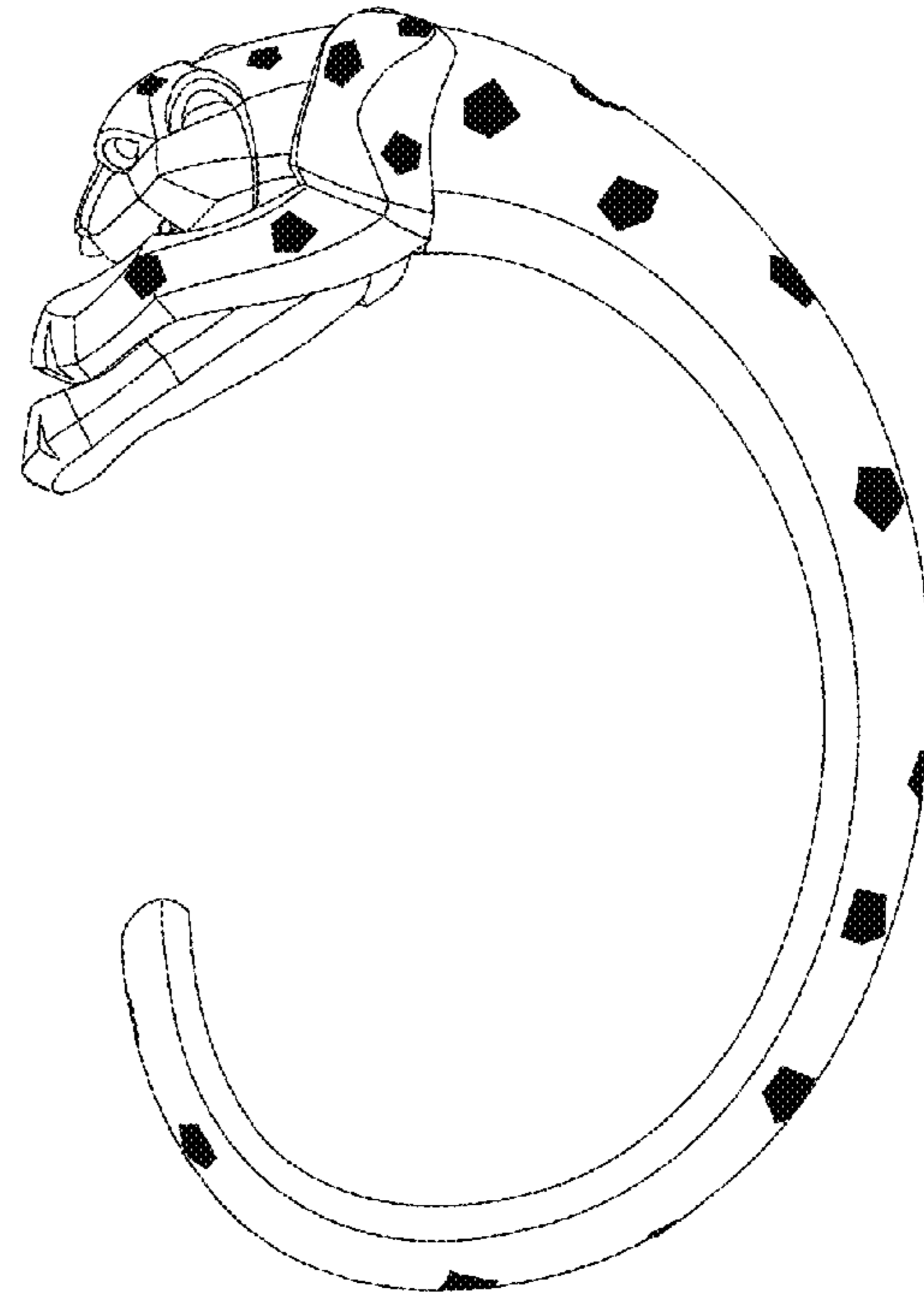


Fig. 6

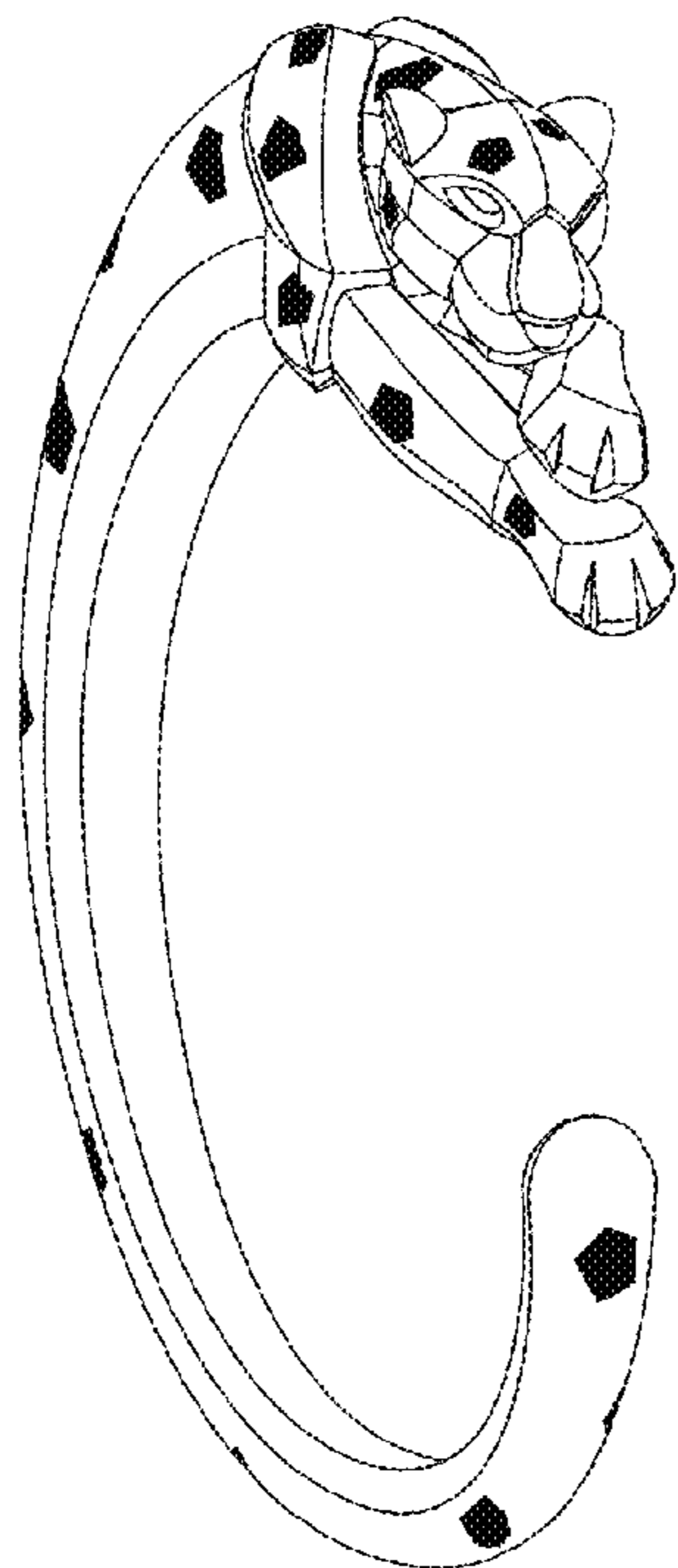


Fig. 7