



US00D812508S

(12) **United States Design Patent**
Hoi

(10) **Patent No.:** **US D812,508 S**
(45) **Date of Patent:** **** Mar. 13, 2018**

(54) **DIAL TRIM RING FOR WATCHES**
(71) Applicant: **CITIZEN WATCH CO., LTD**, Tokyo
(JP)
(72) Inventor: **Benjamin Cheng Chin Hoi**, Kowloon
(HK)
(73) Assignee: **CITIZEN WATCH CO., LTD.**, Tokyo
(JP)

5,984,485 A * 11/1999 Poli G04B 19/30
362/23.15
7,063,429 B2 * 6/2006 Hirano G04C 17/02
362/103
D634,653 S * 3/2011 Laucella D10/39
D690,611 S * 10/2013 Inoue D10/39
D761,668 S * 7/2016 Duval D10/126
D762,126 S * 7/2016 Izuka D10/126

(Continued)

(**) Term: **15 Years**

JP D1505420 S 8/2014

(21) Appl. No.: **29/597,468**

OTHER PUBLICATIONS

(22) Filed: **Mar. 17, 2017**

Zenith El Primero Sport Watch | posted at watchprozine.com No posting date given © 2017 WatchProZine [online][site visited Oct. 24, 2017]. Available from Internet: <<https://www.watchprozine.com/zenith/zenith-coffee-house-ales-xiv-brunching-with-the-zenith-el-primero-sport-on-rubber-strap-/8091708/>> (Year: 2016).*

(51) **LOC (11) Cl.** **10-07**

(52) **U.S. Cl.**

USPC **D10/122**

(58) **Field of Classification Search**

USPC D10/1, 4, 6, 15, 30-39, 41, 44-45,
D10/122-126, 131-132; D14/344

CPC G04B 19/00; G04B 19/025; G04B 19/04;
G04B 19/046; G04B 19/048; G04B
19/06; G04B 19/08; G04B 19/085; G04B
19/087; G04B 19/10; G04B 19/103;
G04B 19/106; G04B 47/042; G04B
47/04; G04B 19/11; G04B 19/16; G04B
19/166; G04B 19/18; G04B 19/22; G04B
19/223; G04B 19/24; G04B 19/30; G04B
37/00; G04B 37/0008; G04B 37/02;
G04B 37/04; G04B 37/12; G04B 39/002;
G04B 39/006; G04B 39/008; G04B
45/0069; G04B 45/0076; G04B 45/04;
G04B 45/00

See application file for complete search history.

Primary Examiner — Sandra S Snapp
Assistant Examiner — Katherine Glennon
(74) *Attorney, Agent, or Firm* — RatnerPrestia

(57) **CLAIM**

The ornamental design for a dial trim ring for watches, as shown and described.

DESCRIPTION

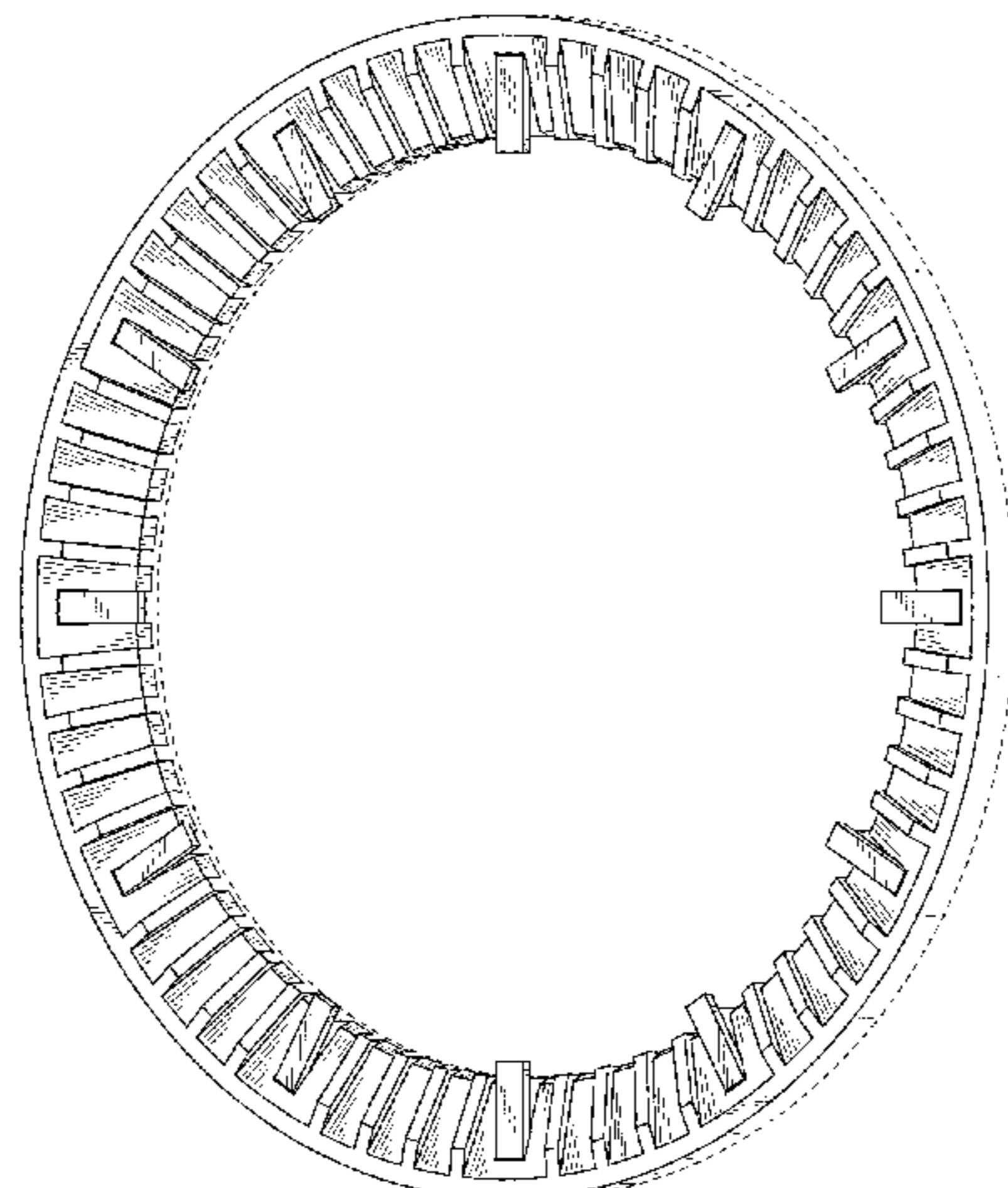
FIG. 1 is an enlarged perspective view of a dial trim ring for watches showing my new design;
FIG. 2 is a front elevational view thereof;
FIG. 3 is a right side elevational view thereof; the left side elevational view is a mirror image of the right side elevational view;
FIG. 4 is a rear elevational view thereof; and,
FIG. 5 is a top plan view thereof; the bottom plan view is a mirror image of the top plan view.

(Continued)

(56) **References Cited**

U.S. PATENT DOCUMENTS

4,705,407 A * 11/1987 Brien G04B 19/30
368/227
D303,091 S * 8/1989 Goto D10/30



The broken lines shown in FIGS. 1, 3, 4, and 5 show portions of the dial trim ring for watches that form no part of the claimed design.

1 Claim, 3 Drawing Sheets

(56) **References Cited**

U.S. PATENT DOCUMENTS

D763,718	S *	8/2016	Gad	D10/128
D769,762	S *	10/2016	Behling	D10/126
D782,338	S *	3/2017	White	D10/39
2015/0146503	A1 *	5/2015	Nakanishi	G04R 20/02
				368/21
2015/0205263	A1 *	7/2015	Momose	G04B 19/06
				368/232
2016/0282817	A1 *	9/2016	Kawaguchi	G04G 19/10

* cited by examiner

FIG. 1

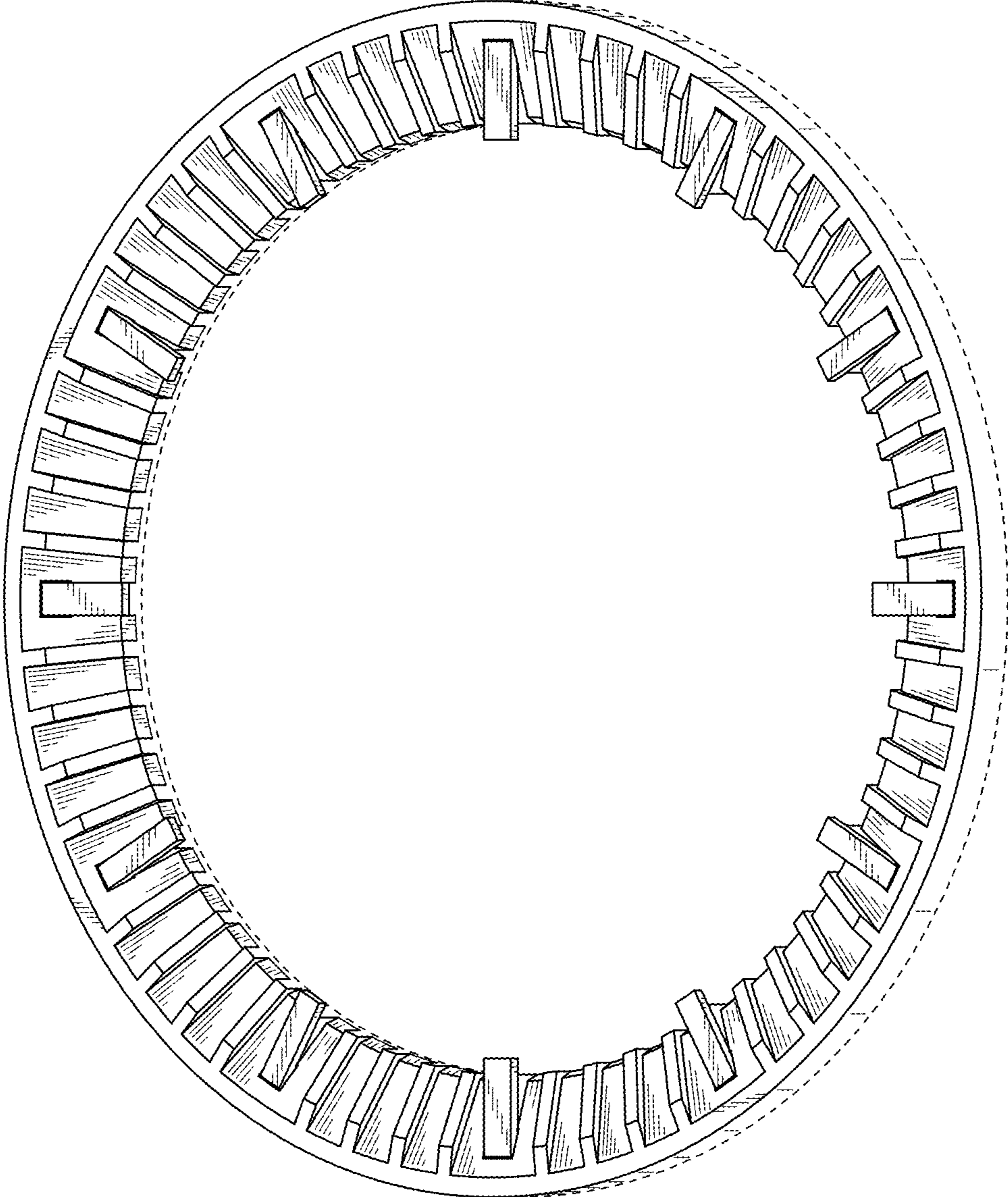


FIG. 2

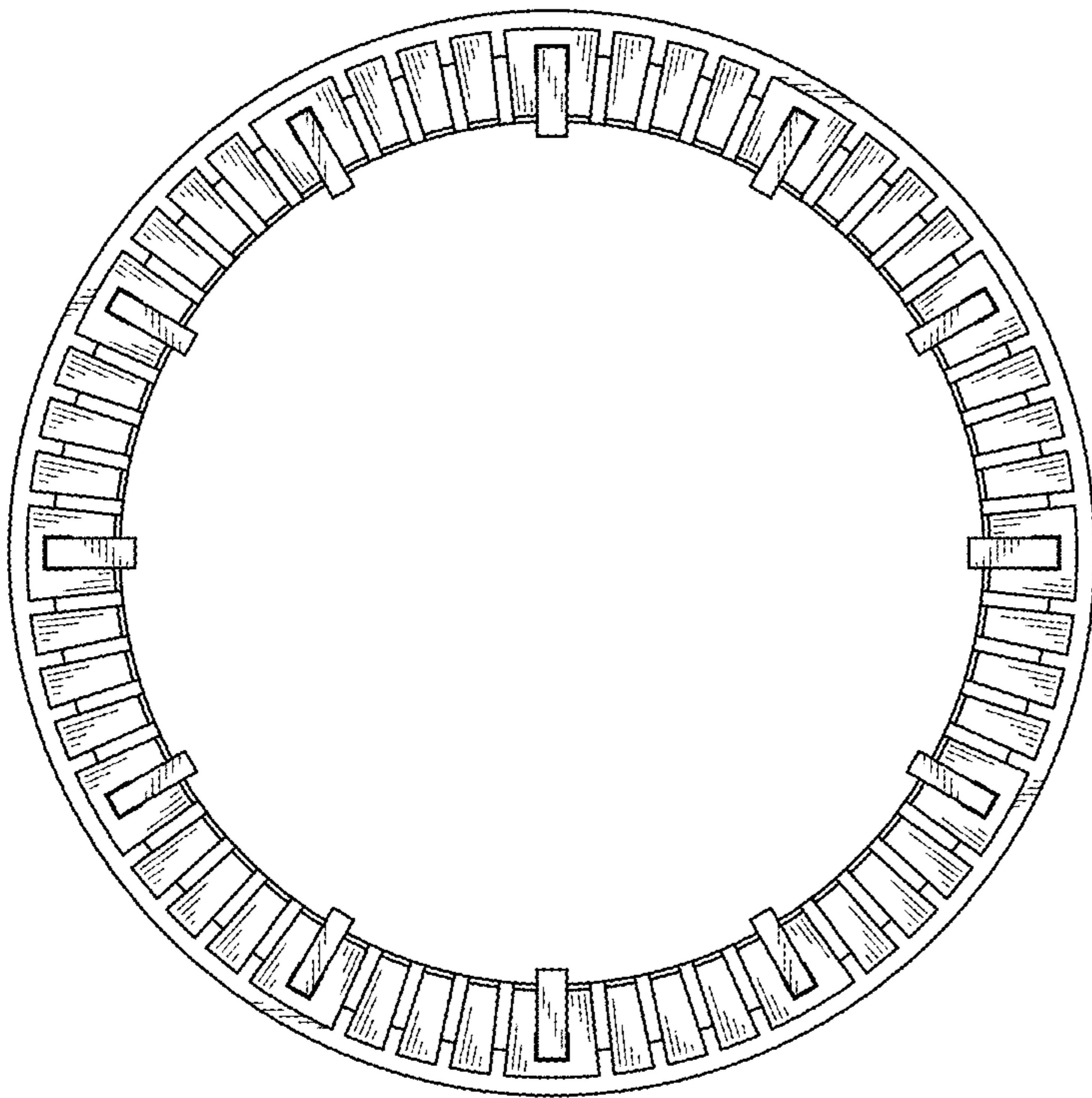


FIG. 3

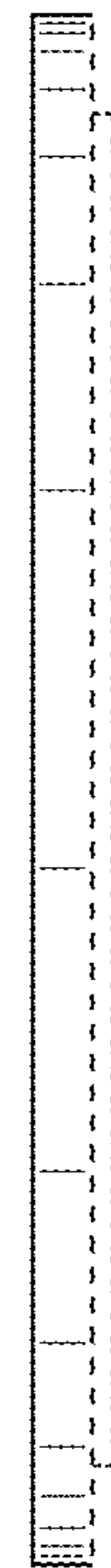


FIG. 4

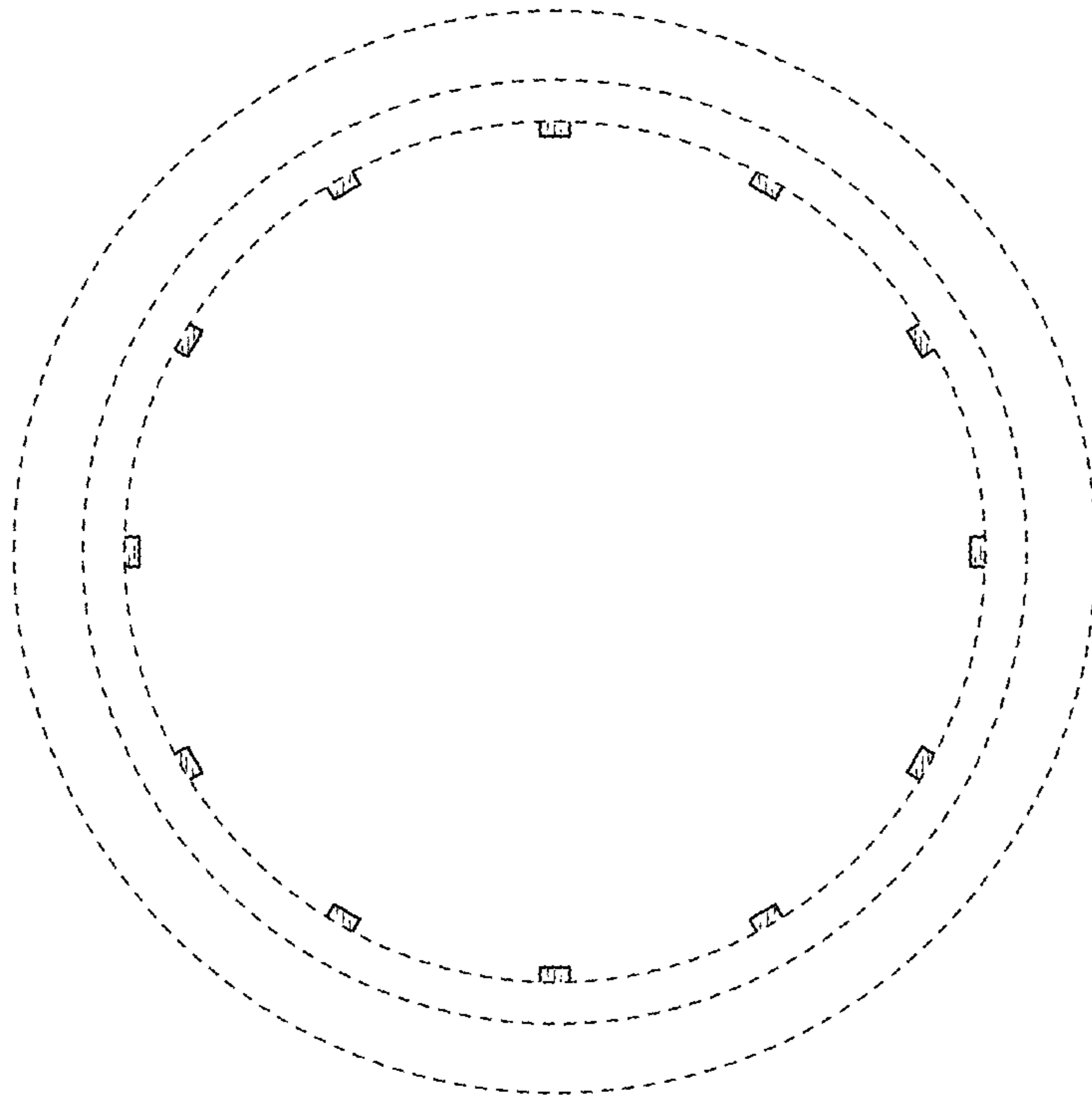


FIG. 5

