



US00D812494S

(12) **United States Design Patent**
Perlowitz

(10) **Patent No.:** **US D812,494 S**
(45) **Date of Patent:** **** Mar. 13, 2018**

(54) **CONTAINER FOR PET TREATS**
(71) Applicant: **Valerie W. Perlowitz**, Fairfax, VA (US)
(72) Inventor: **Valerie W. Perlowitz**, Fairfax, VA (US)
(**) Term: **15 Years**
(21) Appl. No.: **29/588,889**
(22) Filed: **Dec. 23, 2016**
(51) **LOC (11) Cl.** **09-01**
(52) **U.S. Cl.**
USPC **D9/730**
(58) **Field of Classification Search**
USPC D9/414, 430, 500-504, 715, 721,
D9/730-732; D3/201, 205, 206, 273,
D3/274, 276, 290, 291, 294, 295, 298,
D3/299, 300, 302, 316; D7/540, 586,
D7/587, 601, 602, 603, 608, 612, 615,
D7/630
CPC B65D 71/36; B65D 83/38; B65D 83/0805;
B65D 47/243; B65D 2571/0045; B65D
35/08; B65D 2575/586; B65D 83/00;
B65D 83/04; B65D 35/28; B65D
41/0485; B65D 83/20; B65D 83/68;
B65D 85/60; B65D 2231/00; B65D
2571/00444; B65D 51/249; B65C 35/28;
B65C 83/20; B65C 51/249
See application file for complete search history.

(56) **References Cited**
U.S. PATENT DOCUMENTS
2,705,576 A * 4/1955 Amelio B65D 83/0418
221/226
3,330,442 A * 7/1967 O'Connor A47G 19/34
221/265

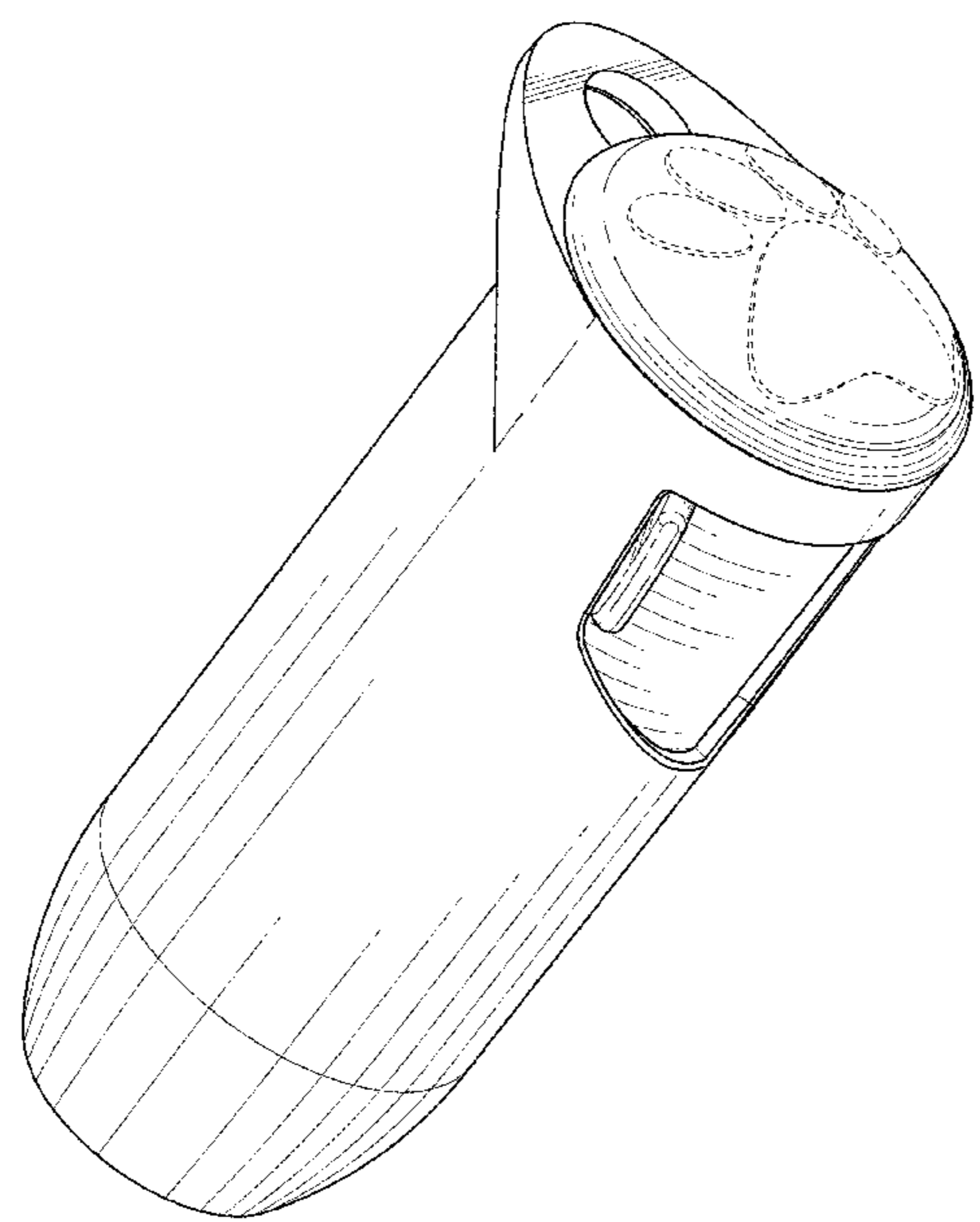
5,366,118 A * 11/1994 Ciammitti B65D 83/386
222/153.1
D366,827 S * 2/1996 Rothman D9/422
5,785,206 A * 7/1998 Chan G07F 11/14
221/198
6,199,726 B1 * 3/2001 Cardwell F41H 9/10
222/183
D568,761 S * 5/2008 Yoon D9/730
D580,274 S * 11/2008 Abel D9/689
D586,184 S * 2/2009 Miller D7/511
D723,872 S * 3/2015 Kostler D7/510
2007/0125794 A1 * 6/2007 Jones G07F 11/14
221/231
2008/0121545 A1 * 5/2008 Jones B65D 25/205
206/459.5
2008/0290110 A1 * 11/2008 Gelardi B65D 83/0409
221/266

* cited by examiner
Primary Examiner — Lauren R Calve
(74) *Attorney, Agent, or Firm* — Birch, Stewart, Kolasch
& Birch, LLP

(57) **CLAIM**
The ornamental design for a container for pet treats, as
shown and described.

DESCRIPTION
FIG. 1 is a top perspective view of a container for pet treats;
FIG. 2 is a front view thereof;
FIG. 3 is a rear view thereof;
FIG. 4 is a left side view thereof;
FIG. 5 is a right side view thereof;
FIG. 6 is a top plan view thereof; and,
FIG. 7 is a bottom plan view thereof.
The broken lines shown represent unclaimed subject matter
and form no part of the claimed design.

1 Claim, 6 Drawing Sheets



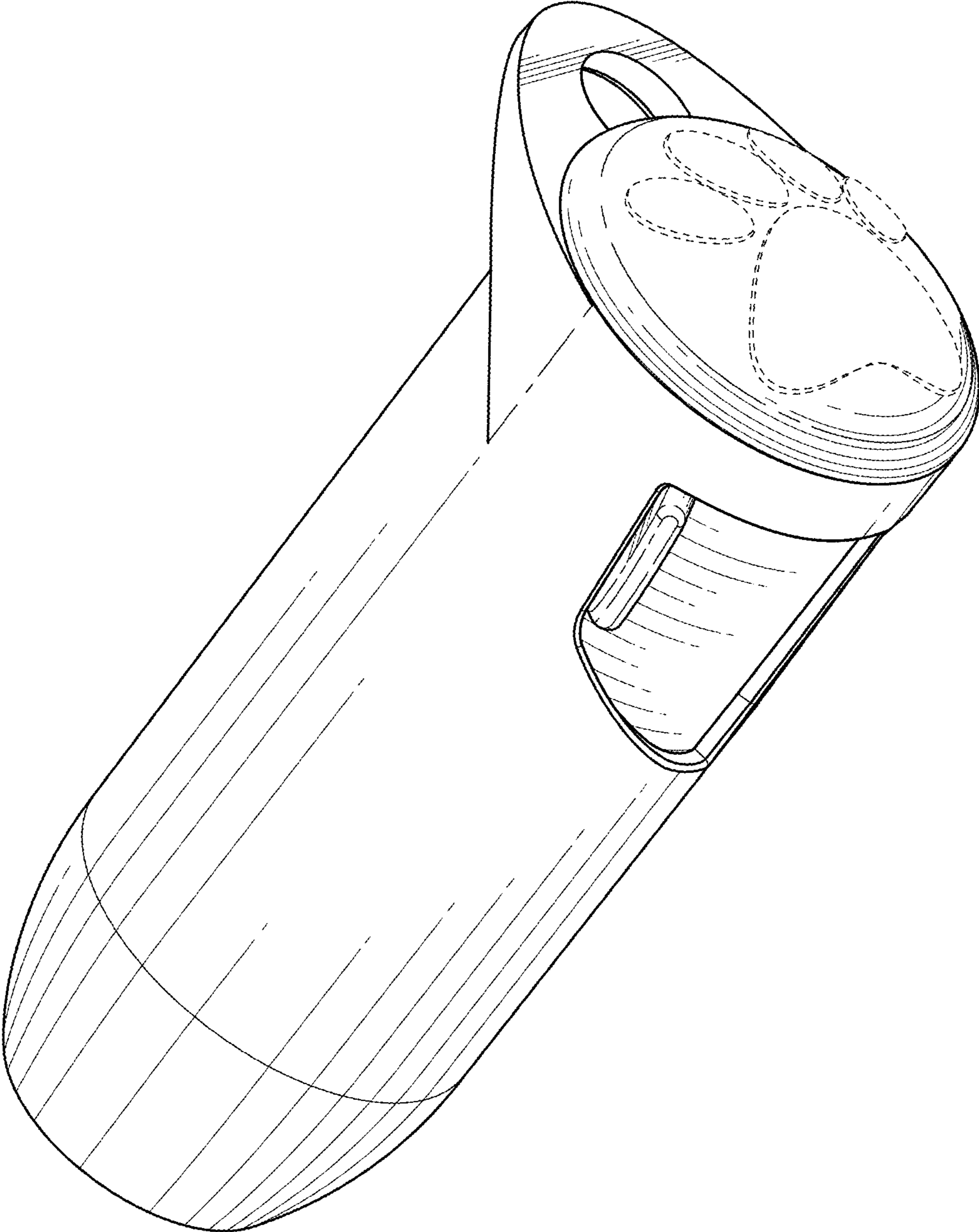


FIG. 1

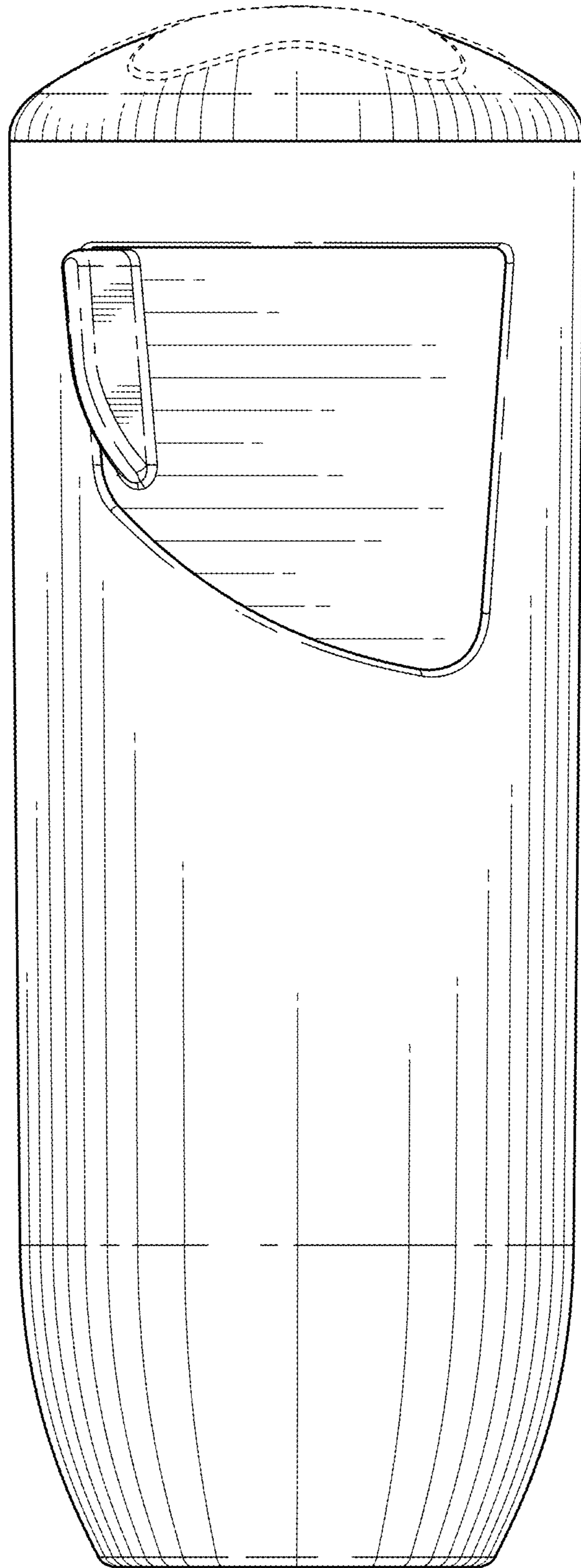


FIG. 2




FIG. 3

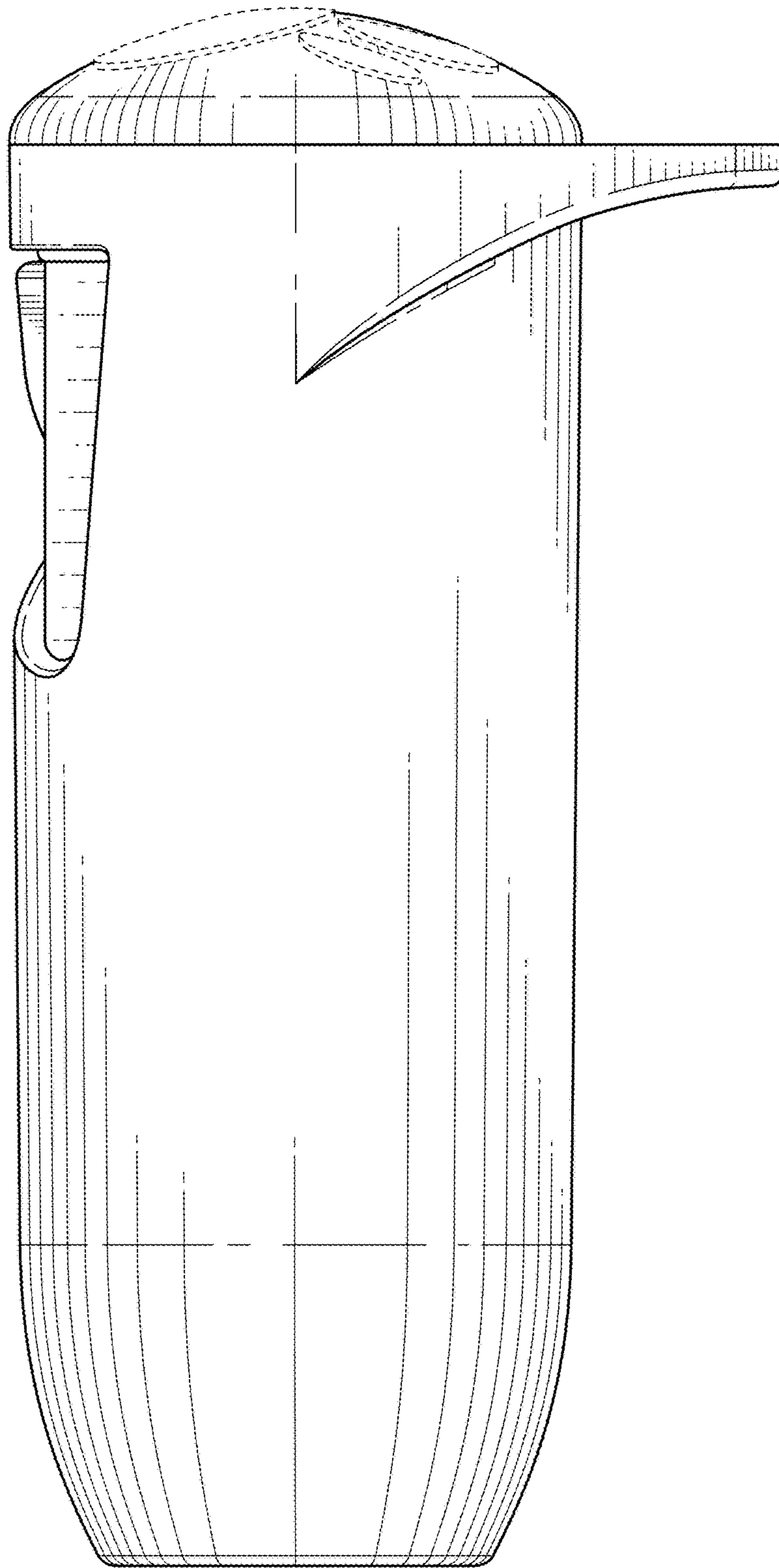


FIG. 4




FIG. 5

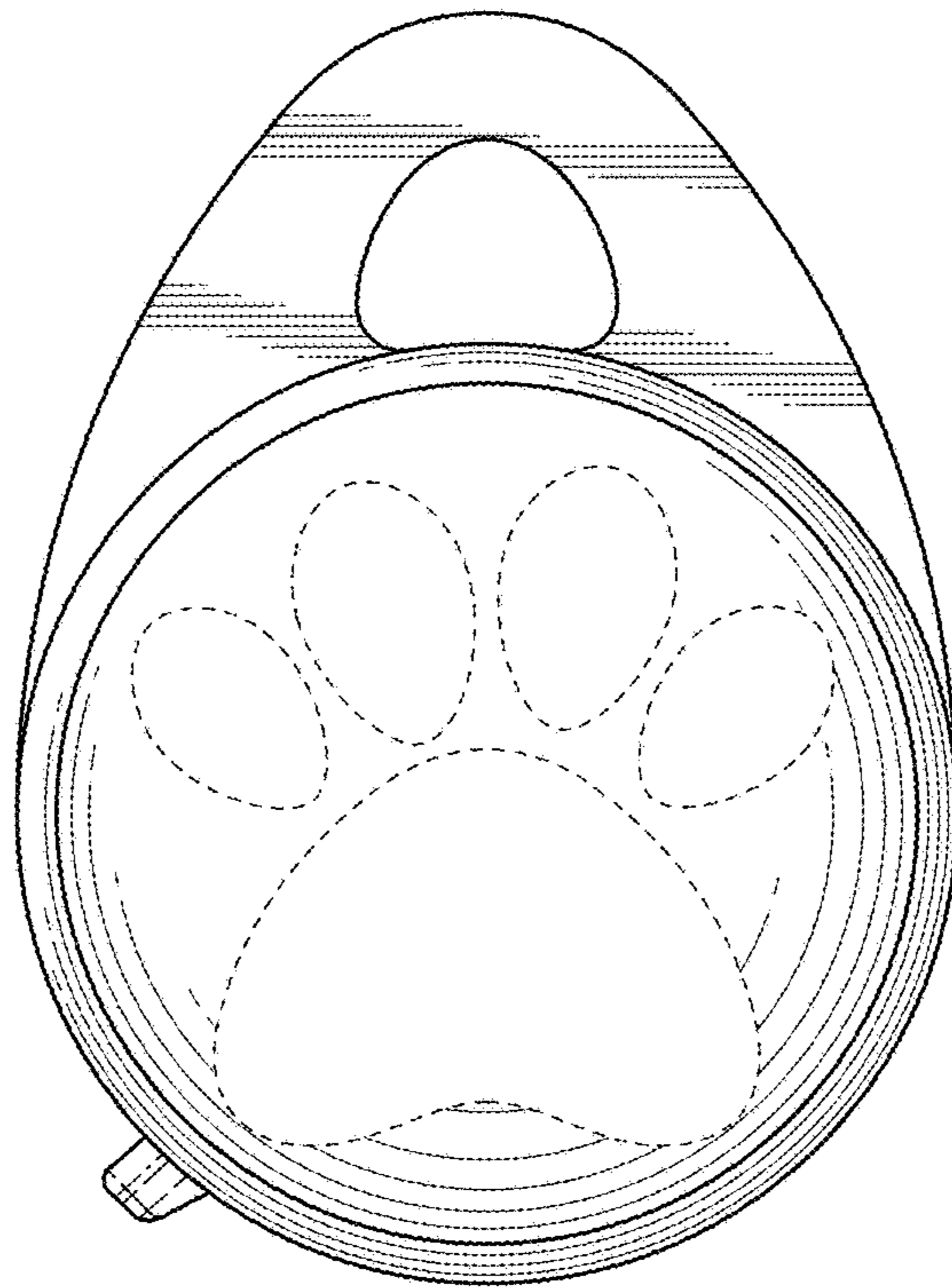


FIG. 6

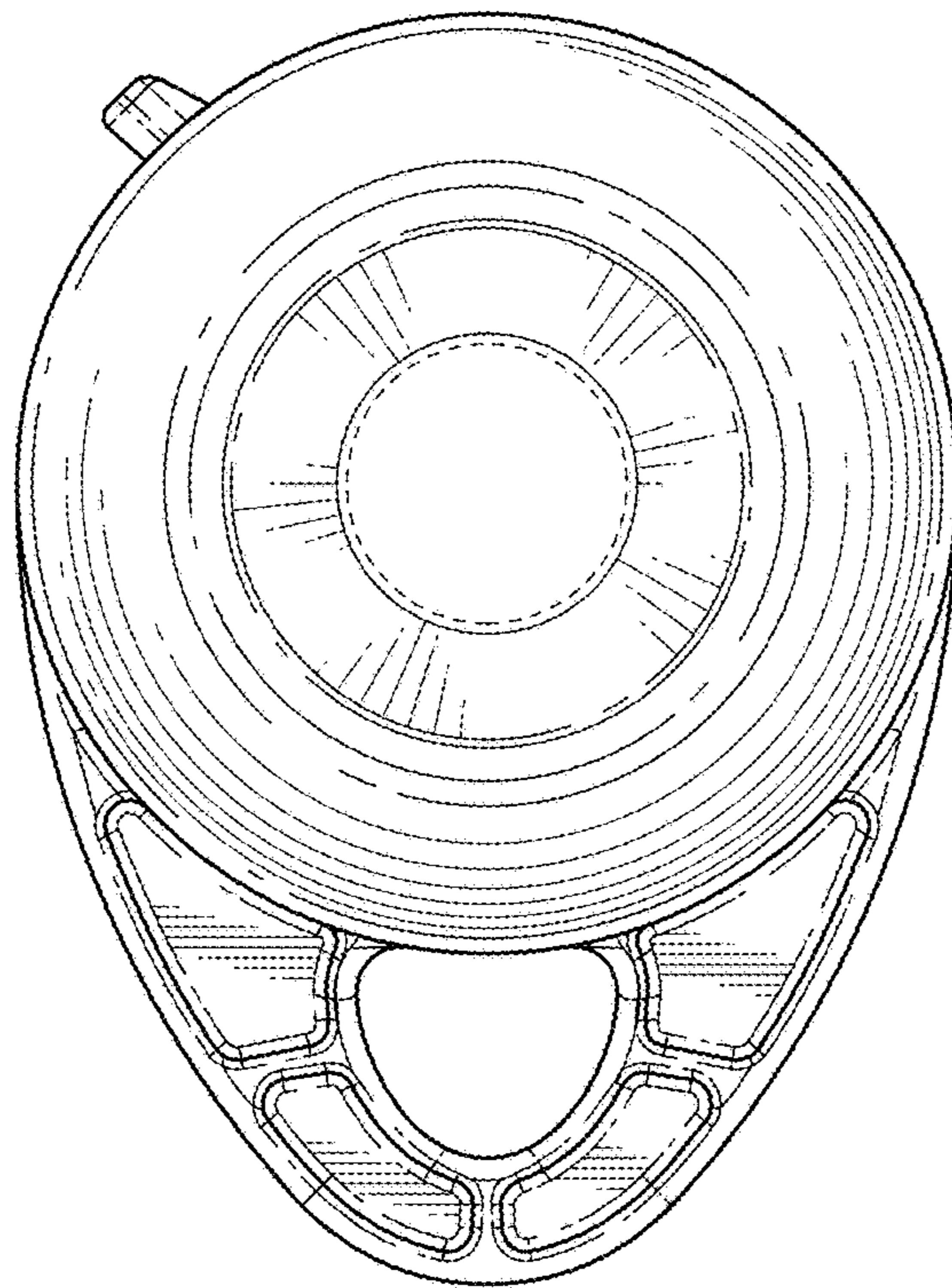


FIG. 7