



US00D812490S

(12) **United States Design Patent**
Wigman et al.

(10) **Patent No.:** **US D812,490 S**

(45) **Date of Patent:** **** *Mar. 13, 2018**

(54) **FLEXIBLE GUSSETED BAG**

(71) Applicant: **Fres-co System USA, Inc.**, Telford, PA (US)

(72) Inventors: **Daniel Wigman**, Harleysville, PA (US);
Ronald Karl Long, Pennsburg, PA (US)

(73) Assignee: **Fres-co System USA, Inc.**, Telford, PA (US)

(*) Notice: This patent is subject to a terminal disclaimer.

(**) Term: **15 Years**

(21) Appl. No.: **29/587,418**

(22) Filed: **Dec. 13, 2016**

(51) **LOC (11) Cl.** **09-05**

(52) **U.S. Cl.**
USPC **D9/703**

(58) **Field of Classification Search**

USPC D9/702-714, 720-722, 414, 434-435,
D9/696, 716, 771, 447, 516-517,
D9/738-747, 544, 520-521; D24/118,
D24/207, 108; 383/6, 9, 22, 96, 61.1,
383/80-81, 104, 901, 63, 203, 107,
383/119-120, 123, 61.2, 44; 220/675,
220/495.03; 215/381-385, 400, 328, 316;

(Continued)

(56) **References Cited**

U.S. PATENT DOCUMENTS

D527,629 S * 9/2006 Franic D9/431
D562,130 S * 2/2008 Kortsmid D9/430
D597,853 S * 8/2009 Kerr D9/705

(Continued)

Primary Examiner — Abraham Bahta

(74) *Attorney, Agent, or Firm* — Caesar Rivise, PC

(57) **CLAIM**

The ornamental design for the flexible gusseted bag, as shown and described.

DESCRIPTION

FIG. 1 is an isometric view of the flexible gusseted bag including heat seals in accordance with my new design and shown in its unfilled (flattened) state and with heat seals of the bag shown by stippling;

FIG. 2 is a front elevation view of the flexible gusseted bag shown in FIG. 1;

FIG. 3 is a rear elevation view of the flexible gusseted bag shown in FIG. 1;

FIG. 4 is a right side elevation view of the flexible gusseted bag shown in FIG. 1;

FIG. 5 is a left side elevation view of the flexible gusseted bag handle shown in FIG. 1;

FIG. 6 is a top plan view of the flexible gusseted bag shown in FIG. 1;

FIG. 7 is a bottom plan view of the flexible gusseted bag shown in FIG. 1;

FIG. 8 is an isometric view of the flexible gusseted bag of FIG. 1, but with the bag shown in its filled state;

FIG. 9 is a front elevation view of the flexible gusseted bag shown in FIG. 9;

FIG. 10 is a rear elevation view of the flexible gusseted bag shown in FIG. 9;

FIG. 11 is a right side elevation view of the flexible gusseted bag shown in FIG. 9;


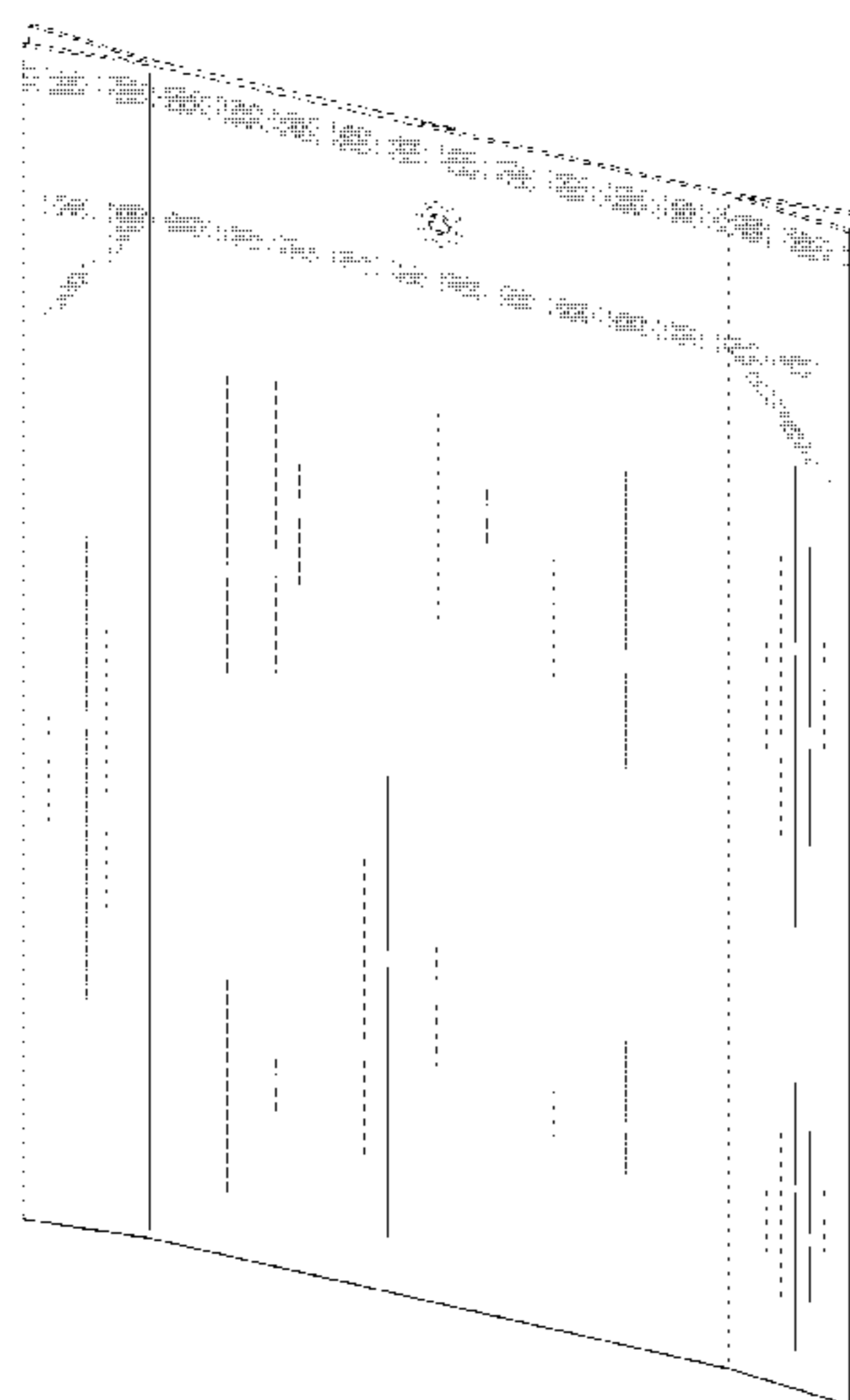
FIG. 12 is a left side elevation view of the flexible gusseted bag handle shown in FIG. 9;

FIG. 13 is a top plan view of the flexible gusseted bag shown in FIG. 9; and,

FIG. 14 is a bottom plan view of the flexible gusseted bag shown in FIG. 1.

The broken lines in the various figures are directed to unclaimed portions of the flexible gusseted bag and form no part of the claimed design.

1 Claim, 10 Drawing Sheets



(58) **Field of Classification Search**

USPC 206/484; D3/202; 428/34.3; 222/92,
222/215, 95, 107; 604/408, 403, 415
CPC B65D 41/00; B65D 41/02; B65D 41/04;
B65D 41/12; B65D 41/26; B65D 41/34;
B65D 1/00; B65D 1/02; B65D 1/023;
B65D 1/32; B65D 11/00; B65D 11/04;
B65D 11/20; A61J 1/10; A61J 1/2089;
A61J 1/201; A61J 1/2096

See application file for complete search history.

(56) **References Cited**

U.S. PATENT DOCUMENTS

D601,417 S *	10/2009	Berman	D9/431
7,972,064 B2	7/2011	Anderson	
D676,763 S *	2/2013	Kenmotsu	D9/707
D690,590 S *	10/2013	Fux	D9/431
D716,151 S *	10/2014	Bell	D9/708
D724,953 S *	3/2015	Epstein	D9/707
D730,172 S *	5/2015	Asai	D9/417
D772,075 S *	11/2016	Bell	D9/708
D786,697 S *	5/2017	Dytchkowskyj	D9/708

* cited by examiner




FIG. 1

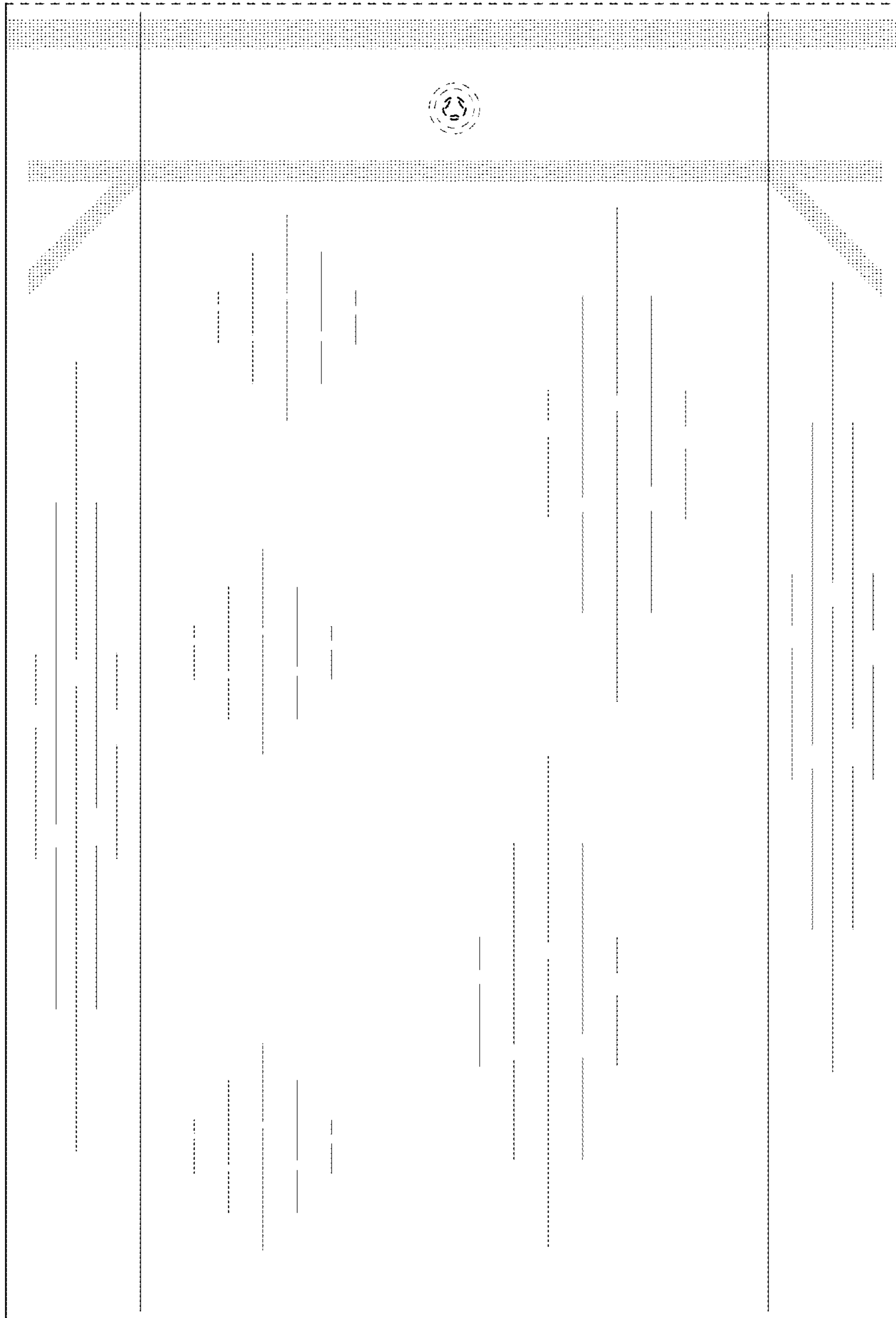


FIG. 2

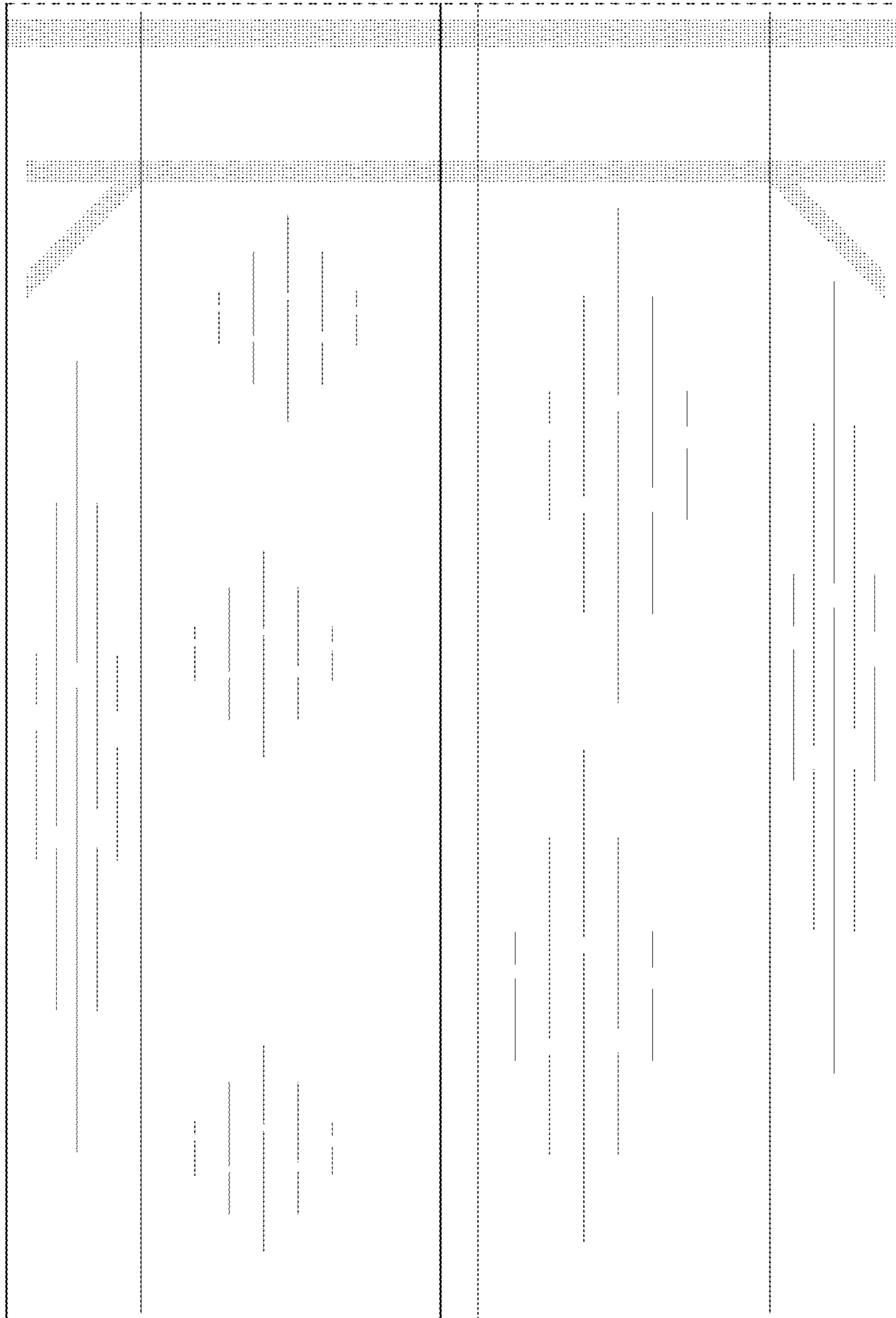


FIG. 3



FIG. 4




FIG. 5

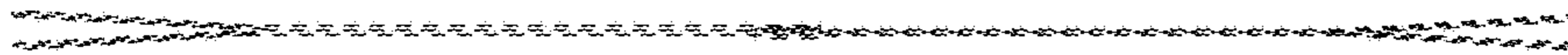


FIG. 6



FIG. 7




FIG. 8




FIG. 9

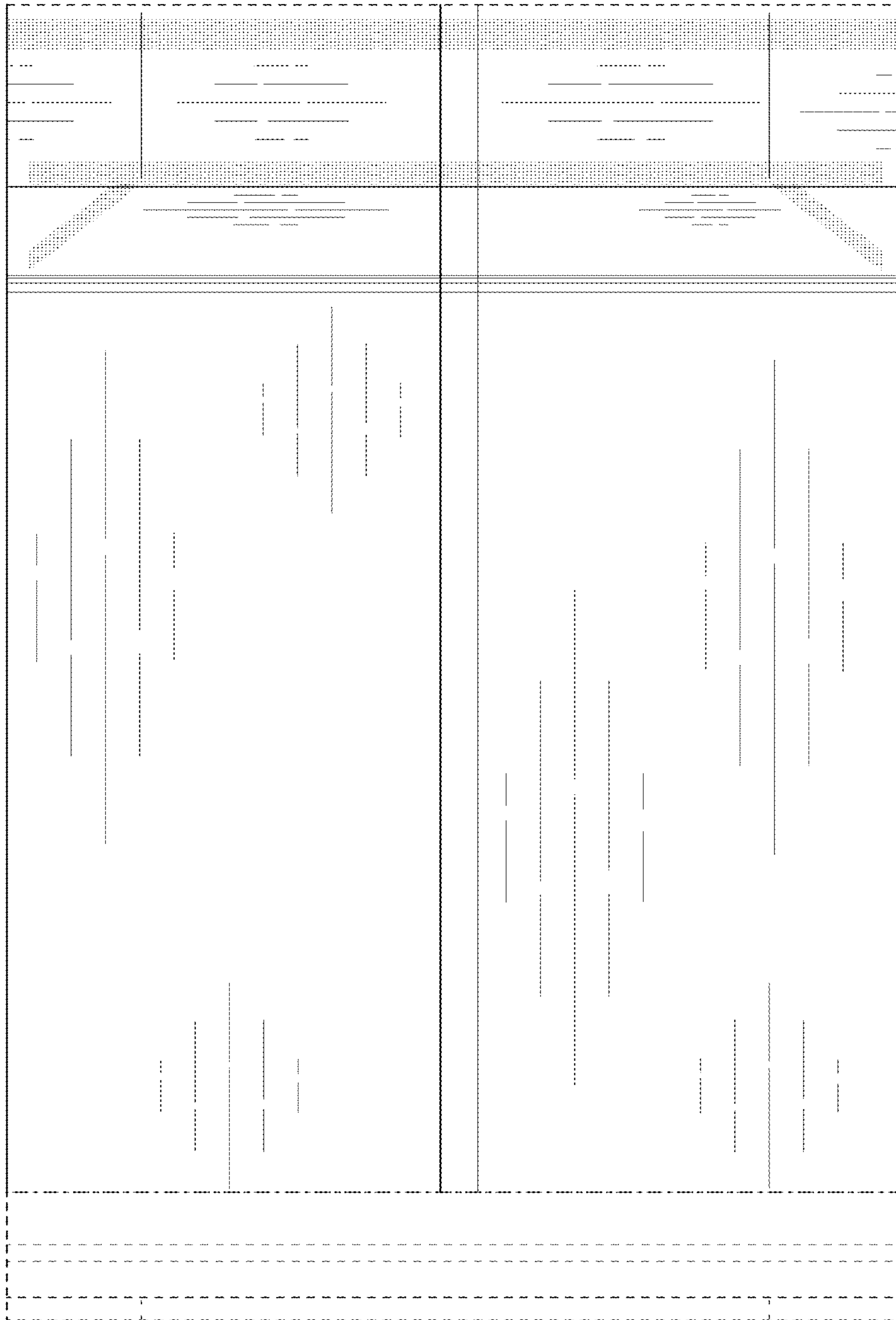


FIG. 10




FIG. 11




FIG. 12

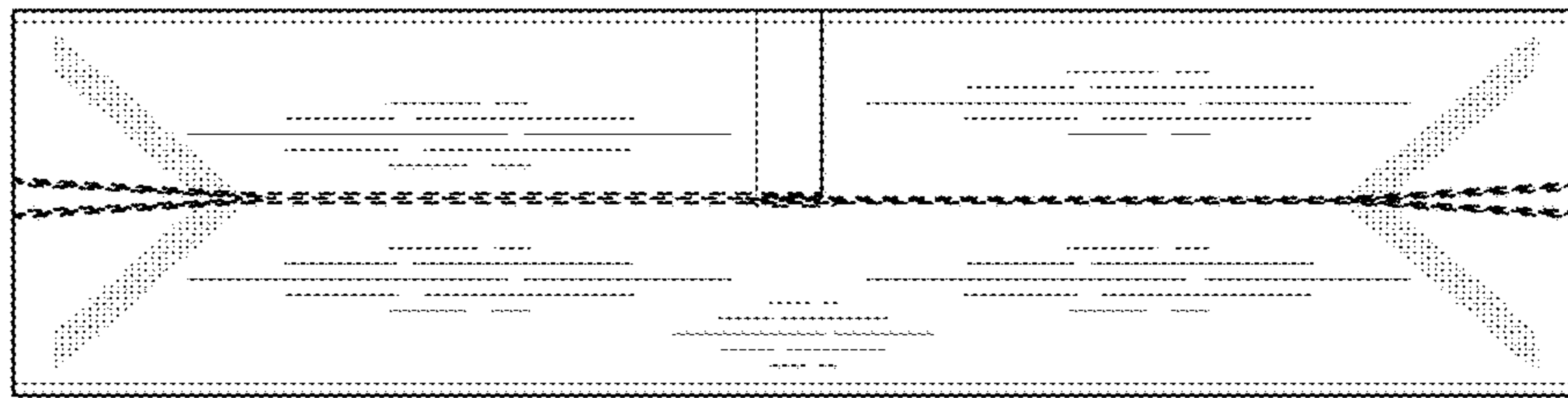


FIG. 13

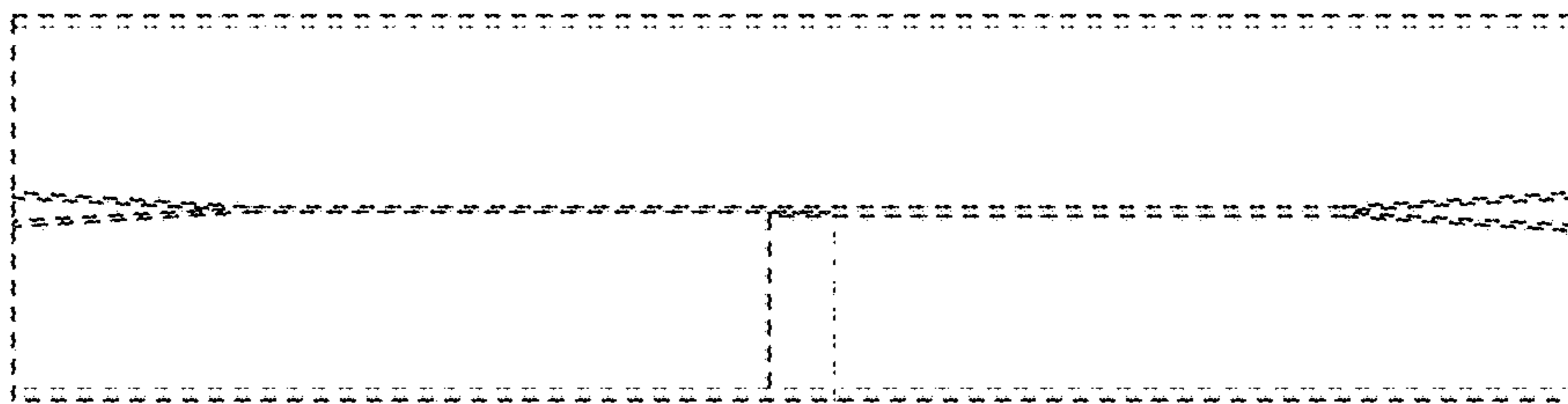


FIG. 14