



US00D812469S

(12) **United States Design Patent**
Thompson

(10) **Patent No.:** **US D812,469 S**
(45) **Date of Patent:** **** Mar. 13, 2018**

- (54) **CARTON**
- (71) Applicant: **Graphic Packaging International, Inc.**, Atlanta, GA (US)
- (72) Inventor: **Jon Thompson**, Bristol (GB)
- (73) Assignee: **Graphic Packaging International, LLC**, Atlanta, GA (US)
- (**) Term: **15 Years**
- (21) Appl. No.: **29/587,936**
- (22) Filed: **Dec. 16, 2016**

6,990,786 B2 1/2006 Kilmart
 D516,809 S 3/2006 Tagliati et al.
 D521,731 S 5/2006 Tagliati et al.
 D564,216 S 3/2008 Thai
 D572,545 S 7/2008 Grant et al.
 7,654,440 B2 2/2010 Quaintance
 (Continued)

FOREIGN PATENT DOCUMENTS

CN 203558287 4/2014

OTHER PUBLICATIONS

Office Action for U.S. Appl. No. 29/525,409, dated Sep. 28, 2016.
(Continued)

Related U.S. Application Data

- (62) Division of application No. 29/525,409, filed on Apr. 29, 2015, now Pat. No. Des. 796,319.
- (51) **LOC (11) Cl.** **09-03**
- (52) **U.S. Cl.**
USPC **D9/433**
- (58) **Field of Classification Search**
USPC D9/430, 414, 432, 524, 516, 433
See application file for complete search history.

Primary Examiner — Cynthia Underwood

(74) *Attorney, Agent, or Firm* — Womble Bond Dickinson (US) LLP

(57) **CLAIM**

The ornamental design for a carton, as shown and described.

DESCRIPTION


FIG. 1 is a perspective view of a carton according to a first embodiment of the disclosure.
 FIG. 2 is a right elevation view of the carton of FIG. 1.
 FIG. 3 is a left elevation view of the carton of FIG. 1.
 FIG. 4 is a front elevation view of the carton of FIG. 1.
 FIG. 5 is a back elevation view of the carton of FIG. 1.
 FIG. 6 is a top plan view of the carton of FIG. 1; and,
 FIG. 7 is a bottom plan view of the carton of FIG. 1.
 The evenly-spaced broken lines shown in the drawings represent portions of the structure that form no part of the claim. The broken lines in the form of an alternating series of relatively short dashes and relatively long dashes represent the bounds of the claimed design.

(56) **References Cited**

U.S. PATENT DOCUMENTS

- 2,285,399 A * 6/1942 Arneson B65D 71/0018
206/163
- 2,300,473 A 11/1942 Van Winkle
- 2,751,075 A * 6/1956 Arneson B65D 71/16
206/154
- 3,899,076 A 8/1975 Florian
- 5,022,525 A 6/1991 Schuster
- D328,168 S * 7/1992 Bartle D34/1
- D395,004 S * 6/1998 Shamoon D9/430
- 6,588,651 B2 * 7/2003 Quaintance B65D 5/029
229/109
- 6,615,996 B1 9/2003 Ivey

1 Claim, 6 Drawing Sheets



(56)

References Cited

U.S. PATENT DOCUMENTS

D628,884	S	*	12/2010	Smith	D9/430
D633,806	S		3/2011	Lecoule		
D646,579	S		10/2011	Rahe		
D668,951	S	*	10/2012	Voelker	D9/430
D703,529	S	*	4/2014	Voelker	D9/430
8,690,048	B2		4/2014	Philips		
8,777,019	B2		7/2014	Dovell		
D718,106	S		11/2014	Lauzet		
D725,465	S	*	3/2015	Voelker	D9/430
D740,656	S		10/2015	Stewart		
D741,709	S		10/2015	Sohler		
D766,718	S		9/2016	Beckers		
D781,143	S	*	3/2017	Holley, Jr.	D9/433
D782,877	S	*	4/2017	Cetera	D7/510
D786,966	S	*	5/2017	Matsushita	D18/56
2003/0160092	A1	*	8/2003	Philips	B65D 5/5045 229/122.32
2005/0040216	A1		2/2005	Quaintance		
2005/0139645	A1	*	6/2005	Shean	B65D 5/029 229/109
2009/0104324	A1	*	4/2009	Bradley	B65D 81/3881 426/418
2012/0312813	A1	*	12/2012	Voelker	B65D 5/4204 220/23.89

OTHER PUBLICATIONS

Amendment A and Response to Office Action for U.S. Appl. No. 29/525,409, dated Nov. 28, 2016.
Office Action for U.S. Appl. No. 29/525,409, dated Dec. 20, 2016.

* cited by examiner

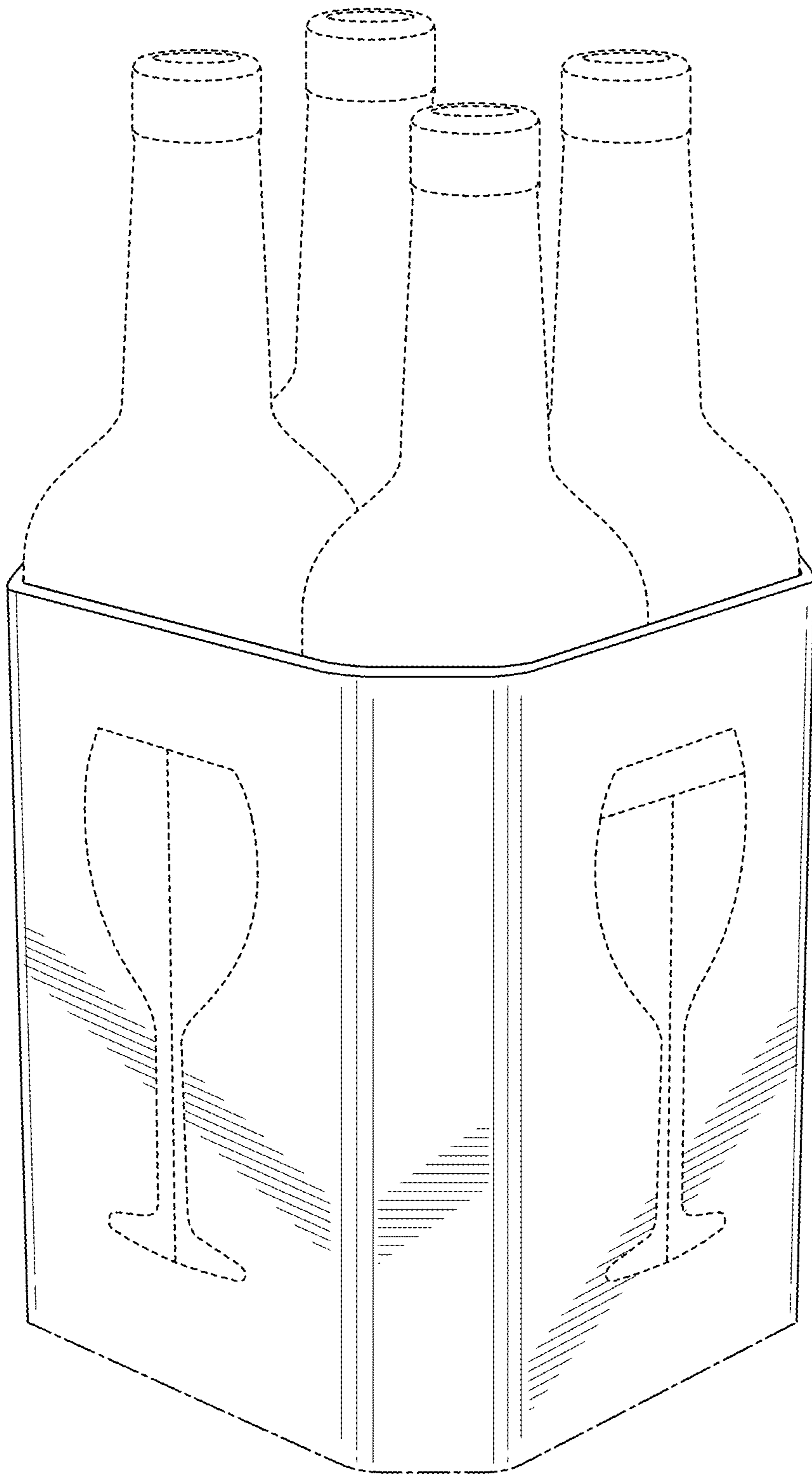


FIG. 1

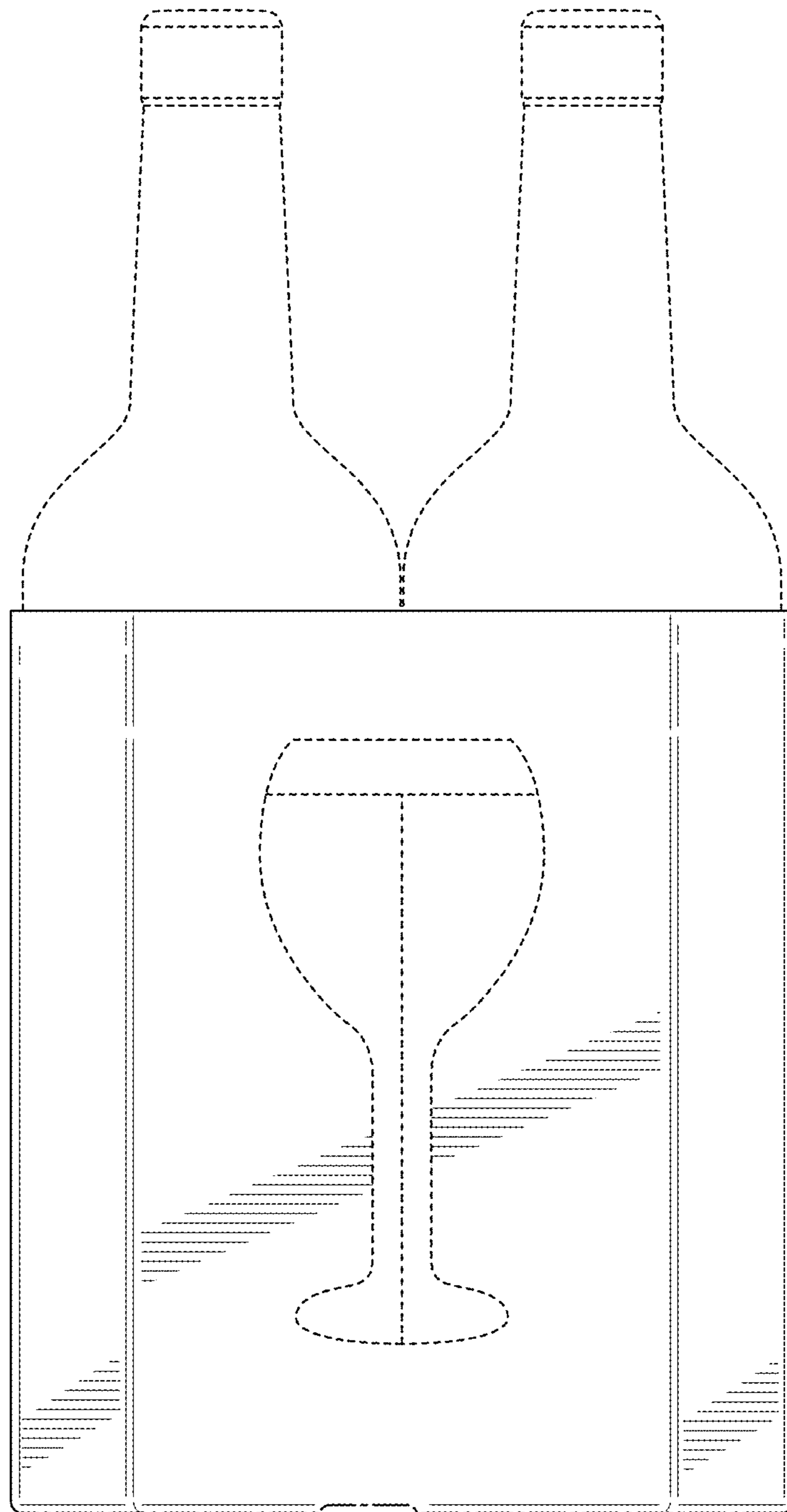


FIG. 2

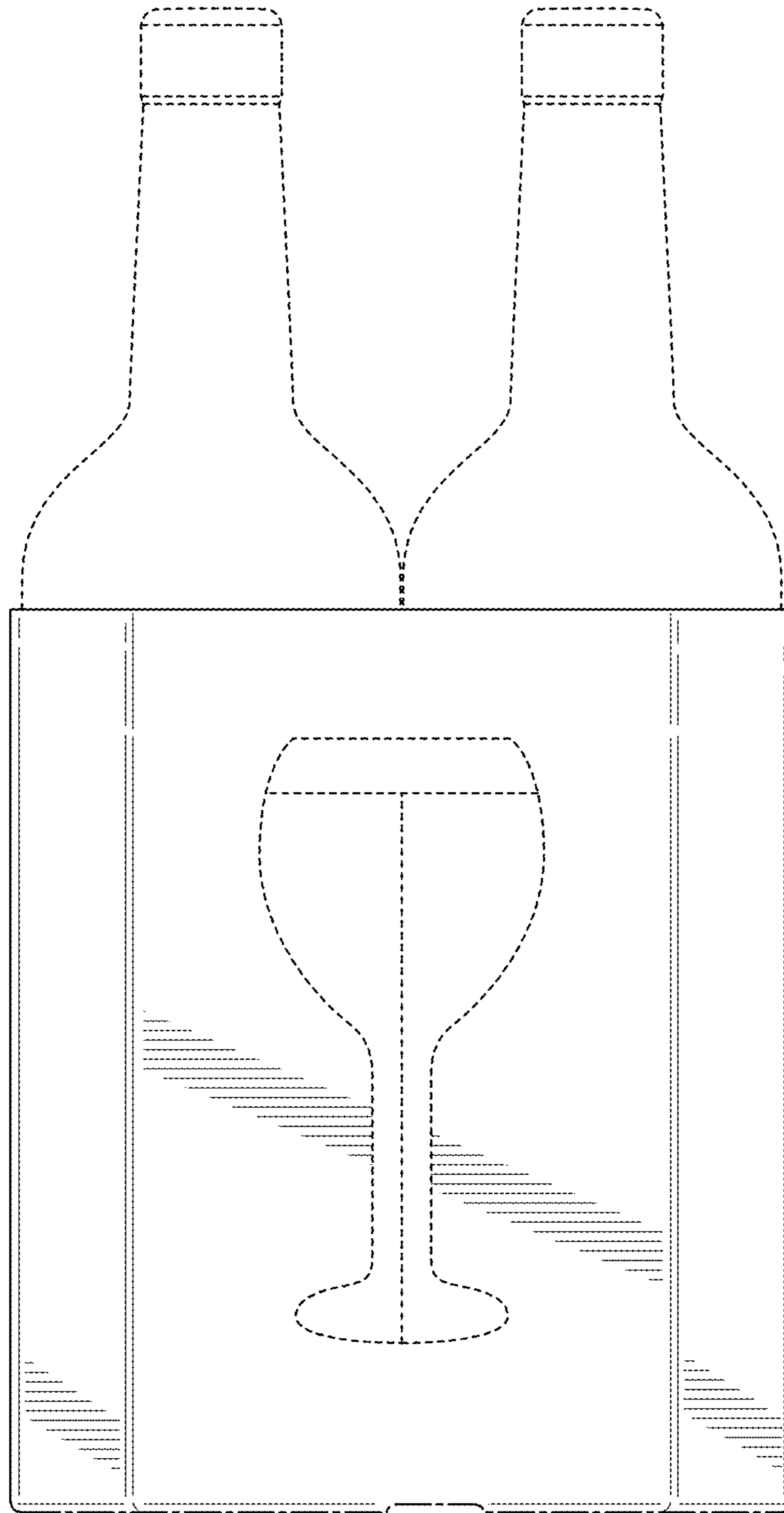


FIG. 3

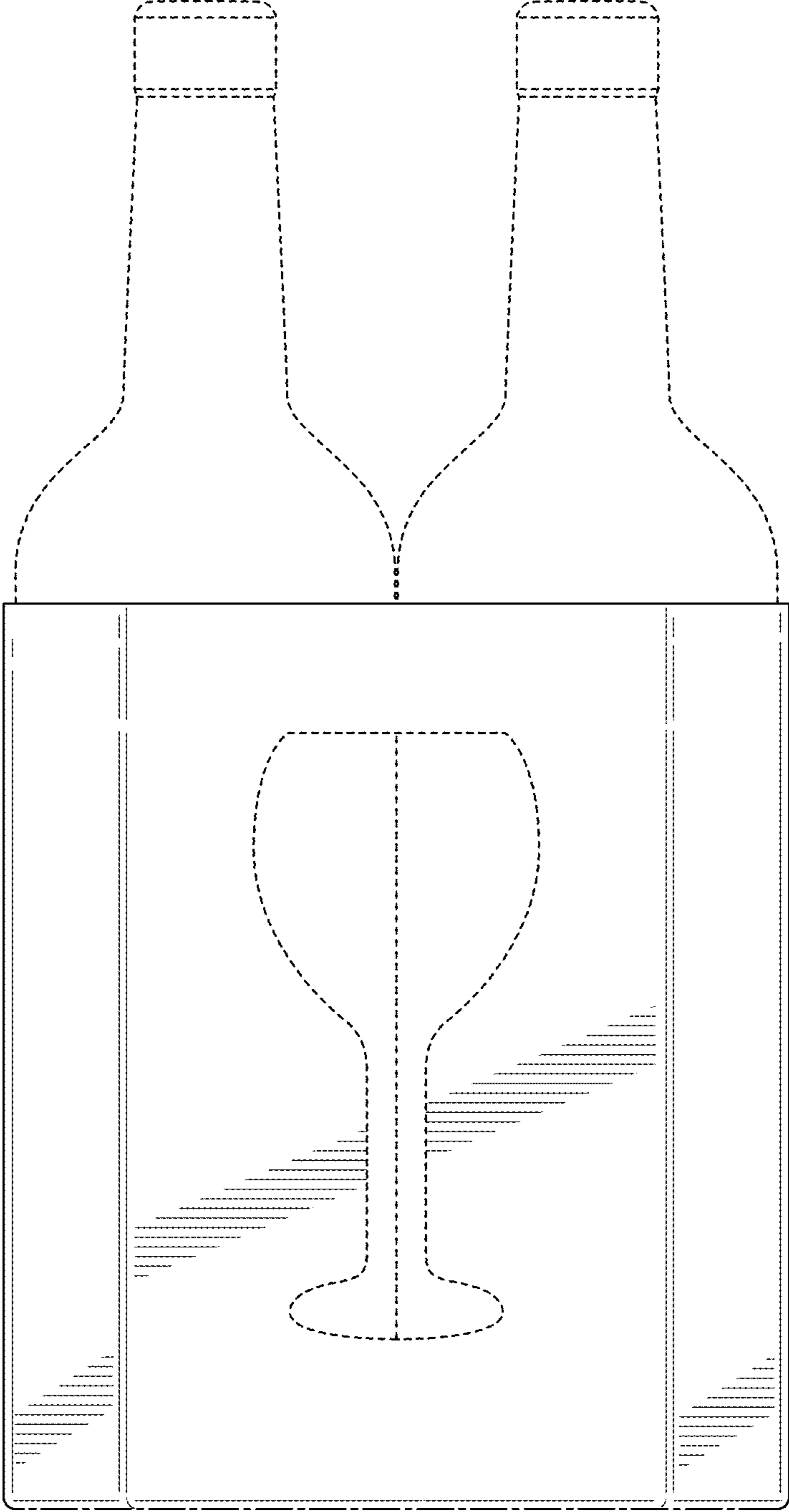


FIG. 4

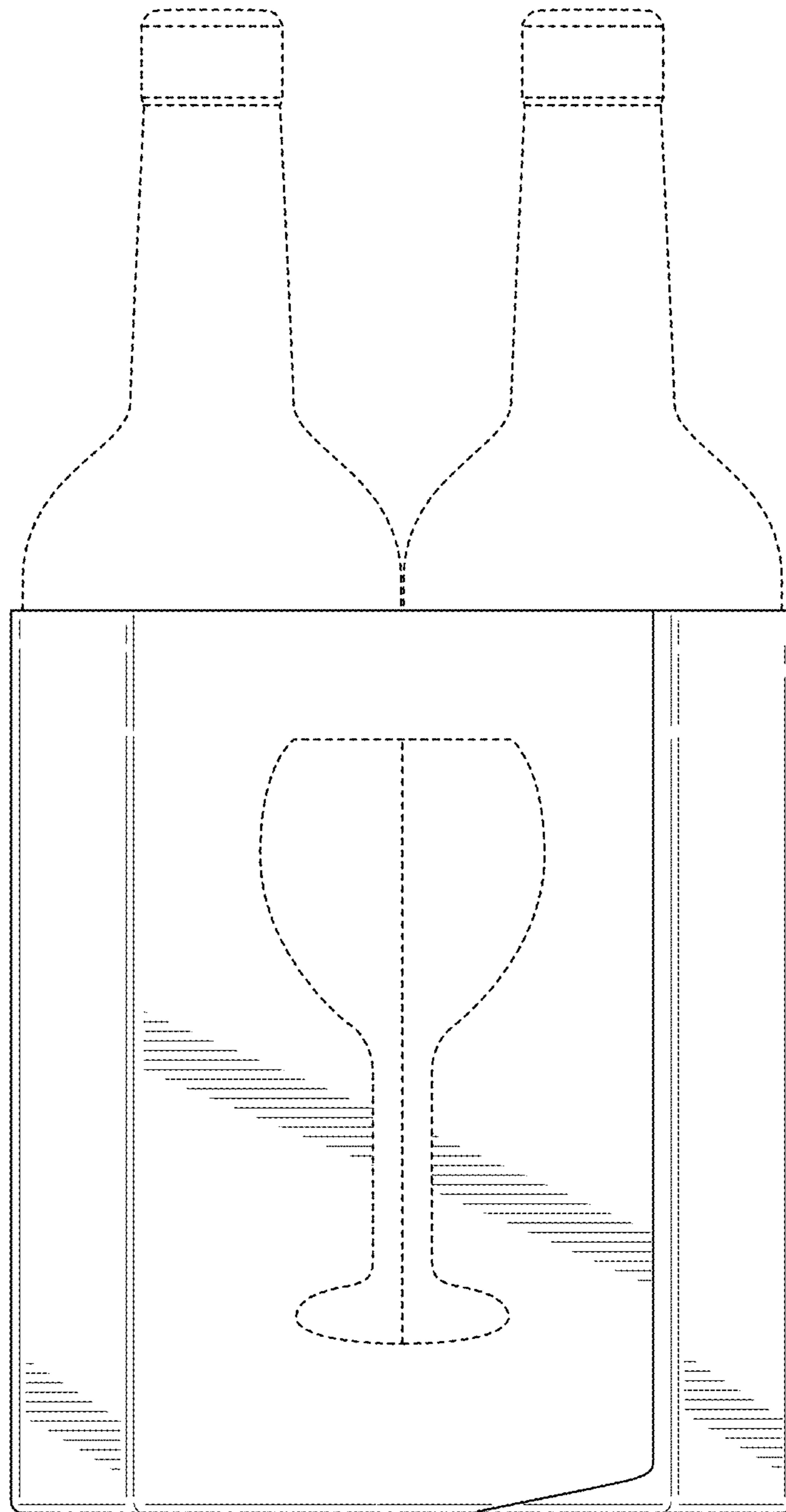


FIG. 5

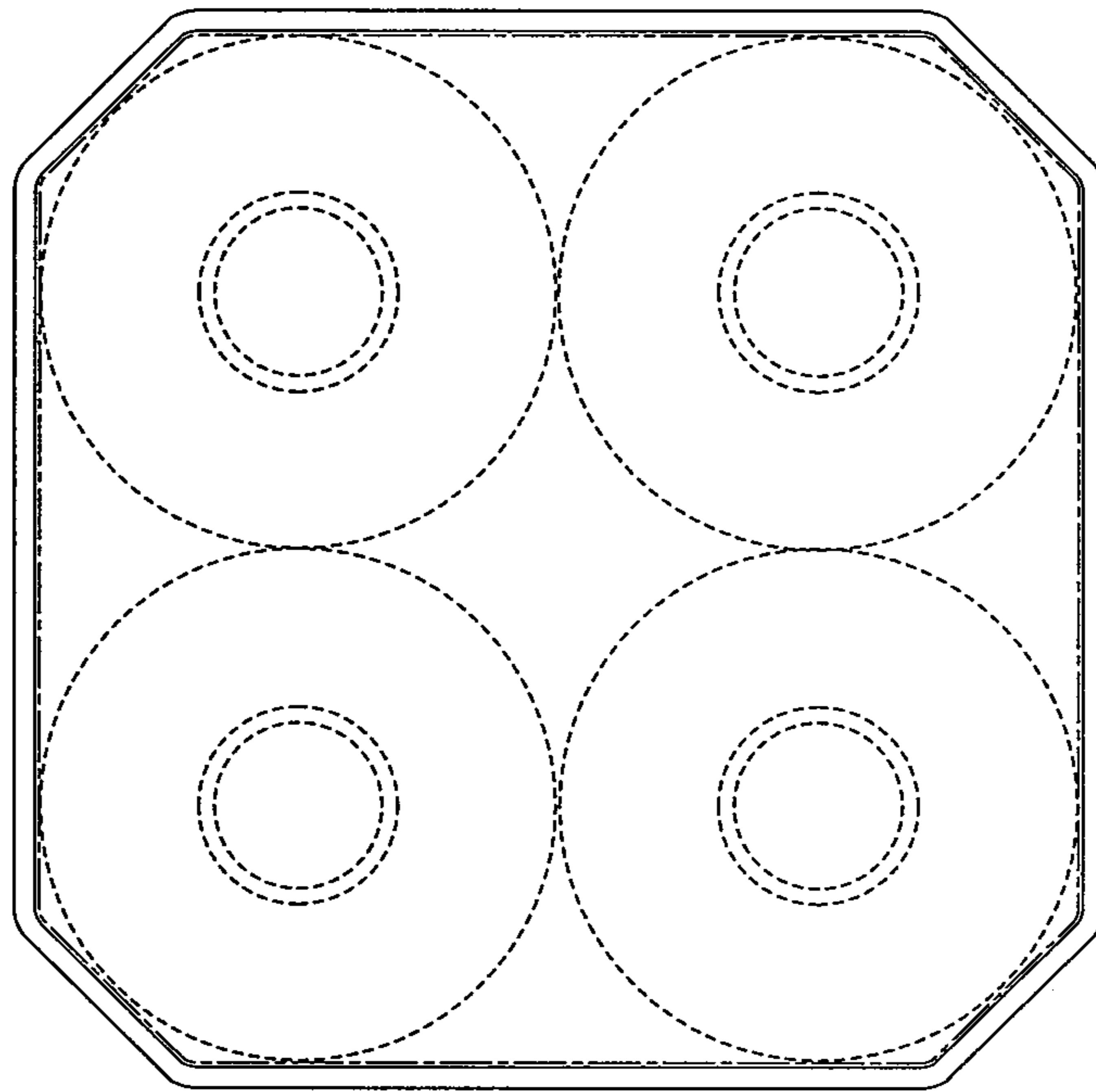


FIG. 6

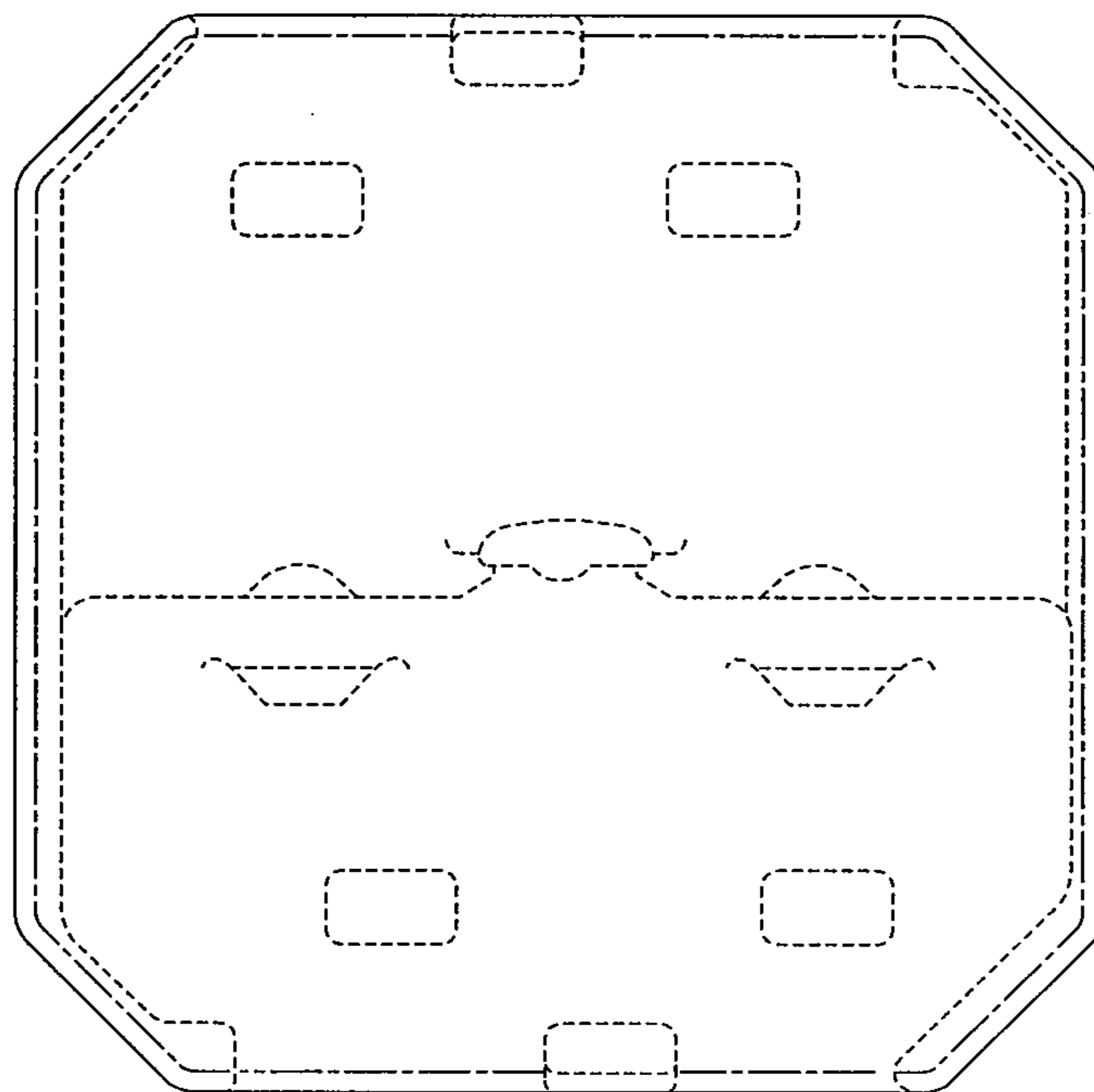


FIG. 7