



US00D812465S

(12) **United States Design Patent**
Thompson

(10) **Patent No.:** **US D812,465 S**
(45) **Date of Patent:** **** Mar. 13, 2018**

(54) **PACKAGE**

(71) Applicant: **JT International S. A.**, Geneva (CH)

(72) Inventor: **James Thompson**, London (GB)

(73) Assignee: **JT International S. A.**, Geneva (CH)

(**) Term: **15 Years**

(21) Appl. No.: **29/571,895**

(22) Filed: **Jul. 22, 2016**

(30) **Foreign Application Priority Data**

Jan. 25, 2016 (JP) 2016-001275

Jan. 25, 2016 (JP) 2016-001276

(51) **LOC (11) Cl.** **09-03**

(52) **U.S. Cl.**

USPC **D9/432; D9/648**

(58) **Field of Classification Search**

USPC D9/414-434, 442-445, 456, 457, 542,
D9/563, 600, 614-624, 648, 655, 657,
D9/658, 661, 685, 696, 697-699, 707,
D9/711, 754, 759, 772-776; D3/273,
D3/276, 304, 309-313; D7/601, 602, 709

CPC B65D 5/00; B65D 5/001; B65D 5/0015;
B65D 5/0227-5/0254; B65D 5/18; B65D
5/38; B65D 5/40; B65D 5/2033; B65D
5/48024; B65D 5/6605; B65D 1/22;
B65D 1/24; B65D 1/34; B65B 5/06

See application file for complete search history.

(56) **References Cited**

U.S. PATENT DOCUMENTS

D172,703 S * 7/1954 Bull D5/53

D281,668 S * 12/1985 Berard D9/416

D341,944 S * 12/1993 Peter D5/53

D400,360 S	*	11/1998	De Sole	D5/23
D524,156 S	*	7/2006	Hamuro	D9/432
D531,043 S	*	10/2006	Houtart	D9/432
D627,661 S	*	11/2010	Passi	D9/418
D643,741 S	*	8/2011	Kaneko	D9/432
D676,742 S	*	2/2013	Walter	D9/434
D733,571 S	*	7/2015	Keating	D9/432
D742,243 S	*	11/2015	Allen	D9/432
D742,244 S	*	11/2015	Allen	D9/432
D754,534 S	*	4/2016	Sanfilippo	D9/432
D760,595 S	*	7/2016	Choi	D9/432
D764,289 S	*	8/2016	Hauck	D9/432

FOREIGN PATENT DOCUMENTS

CA		169597	*	7/2016
EM		003313766-0003	*	10/2016

* cited by examiner

Primary Examiner — Vy N Koenig

Assistant Examiner — Omeed Agilee

(74) *Attorney, Agent, or Firm* — Venable LLP; Jeffri A. Kaminski

(57) **CLAIM**

The ornamental design for a package, as shown and described.

DESCRIPTION

FIG. 1 is a front, top and right side perspective view of a package, showing my new design;

FIG. 2 is a front view thereof;

FIG. 3 is a rear view thereof;

FIG. 4 is a top view thereof;

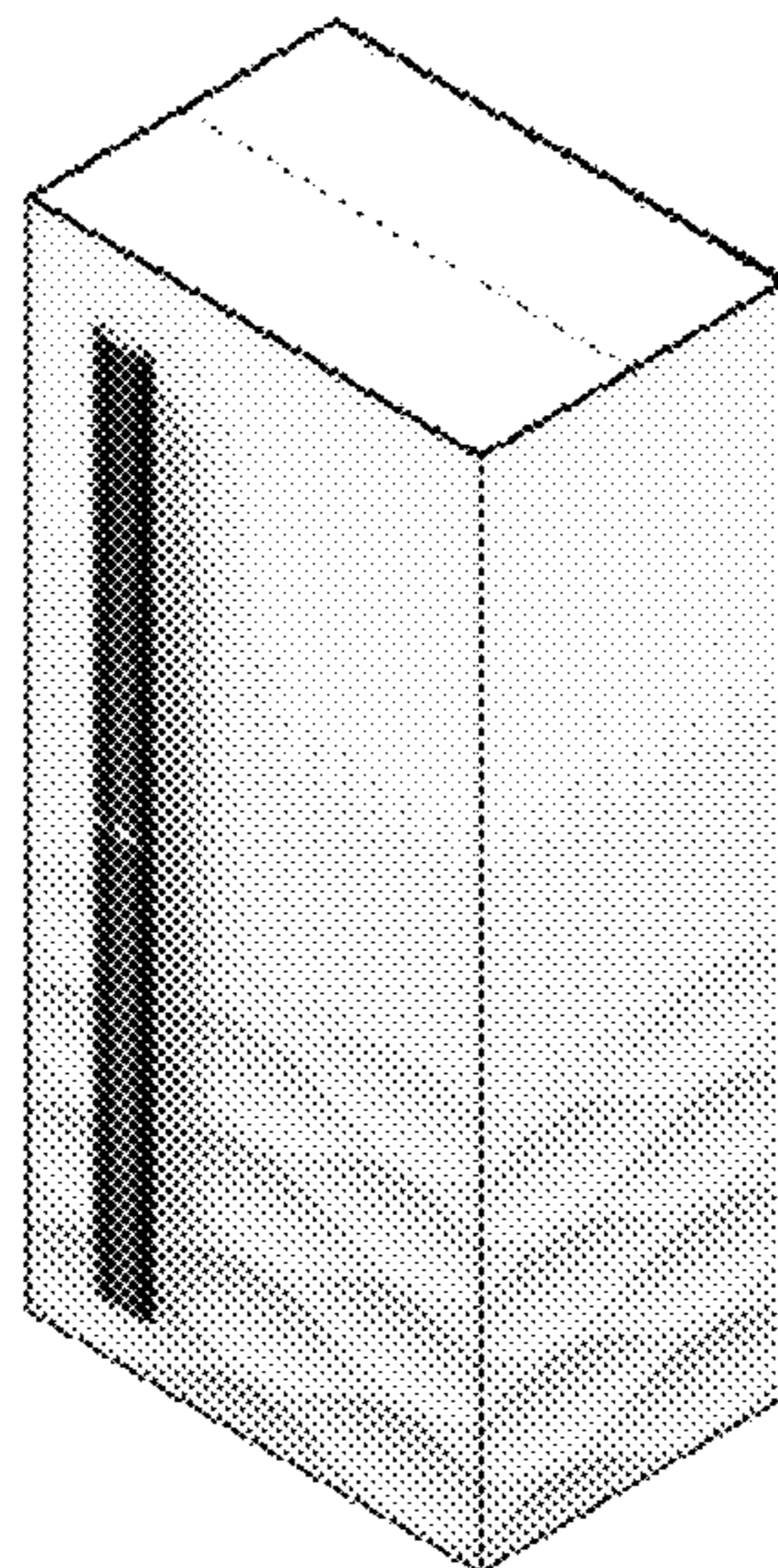
FIG. 5 is a bottom view thereof;

FIG. 6 is a left side view thereof; and,

FIG. 7 is a right side view thereof.

The broken lines and unshaded areas depict environmental subject matter only and form no part of the claimed design.

1 Claim, 3 Drawing Sheets



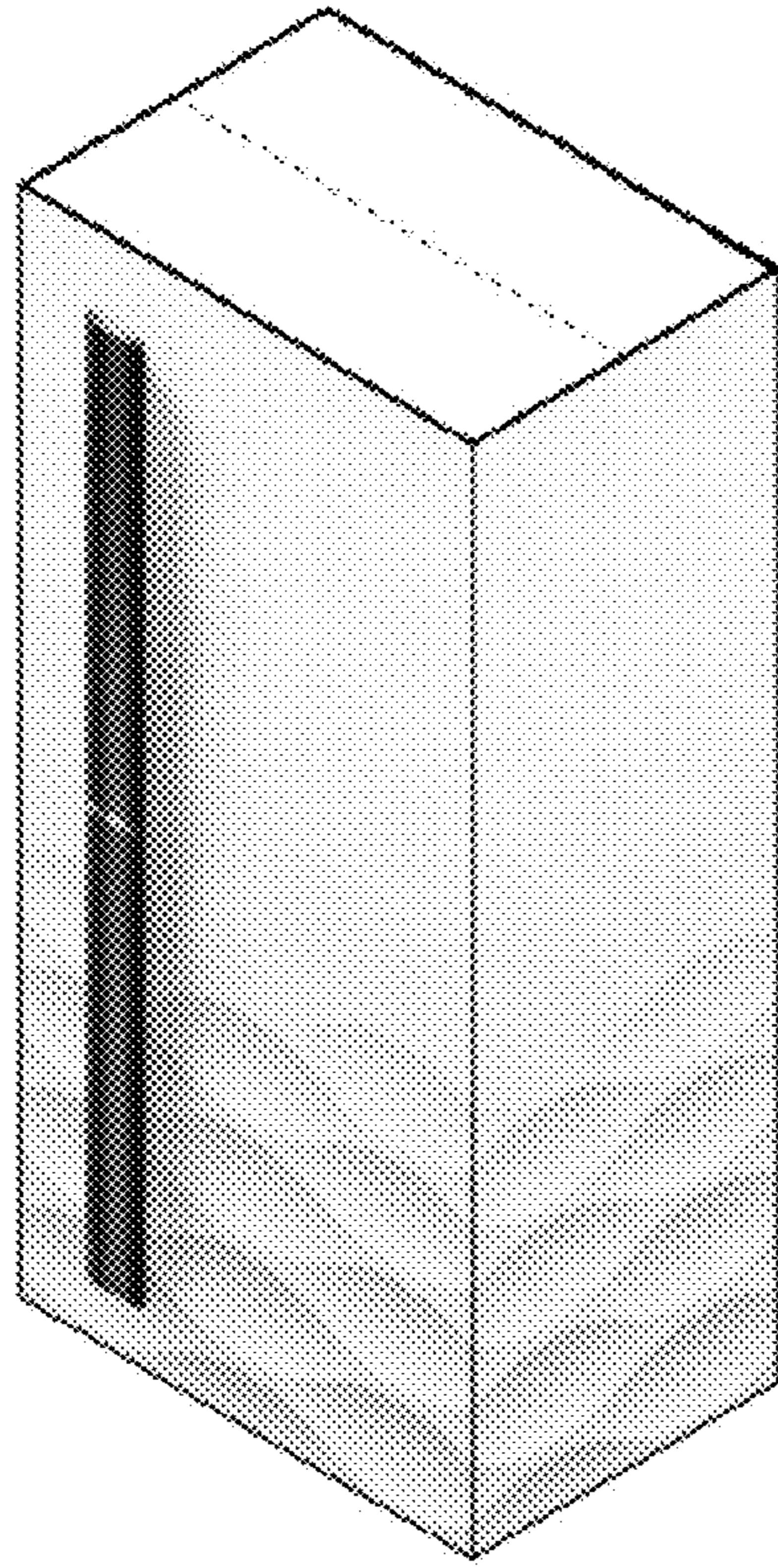


FIG. 1




FIG. 2




FIG. 3




FIG. 4

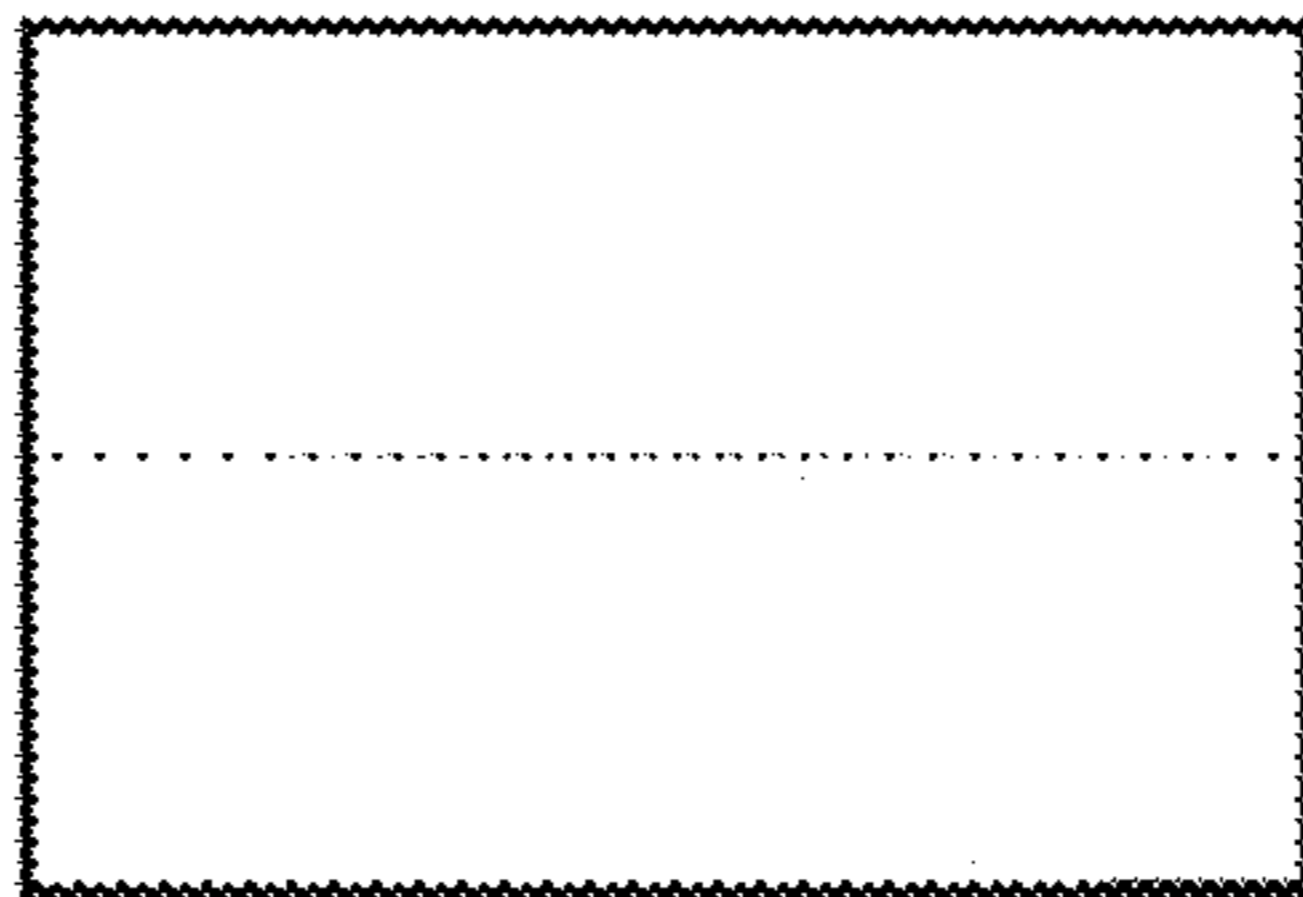


FIG. 5




FIG. 6




FIG. 7