



US00D812464S

(12) **United States Design Patent** (10) **Patent No.:** **US D812,464 S**
Xu (45) **Date of Patent:** **** Mar. 13, 2018**

(54) **PRODUCT PACKAGING**
(71) Applicant: **Higher Auto Accessories Co., Ltd.,**
Sanmen (CN)
(72) Inventor: **Bin Xu,** Sanmen (CN)
(73) Assignee: **Higher Auto Accessories Co., Ltd.,**
Sanmen (CN)
(**) Term: **15 Years**

D606,394 S *	12/2009	Stewart	D9/423
D623,512 S *	9/2010	Stewart	D9/423
D626,831 S *	11/2010	Nicholas	D9/432
D680,007 S *	4/2013	Gavrieli	D9/635
D681,444 S *	5/2013	Oja	D9/418
D713,716 S *	9/2014	Oja	D9/418
D719,440 S *	12/2014	Matloff	D9/418
D728,089 S *	4/2015	Crisa'	D23/366
D748,466 S *	2/2016	Martin	D9/420
D782,329 S *	3/2017	Sobel	D9/734
2009/0008277 A1 *	1/2009	Agirbas	B65D 5/38 206/267

(21) Appl. No.: **29/571,537**
(22) Filed: **Jul. 19, 2016**
(51) **LOC (11) Cl.** **09-03**
(52) **U.S. Cl.**
USPC **D9/432**
(58) **Field of Classification Search**
USPC D9/414-434, 442-445, 456, 457, 542,
D9/563, 600, 614-624, 655, 657, 658,
D9/661, 685, 696, 697-699, 707, 708,
D9/711, 754, 759, 772-776; D3/273,
D3/276, 304, 309-313; D7/601, 602, 709
CPC B65D 5/00; B65D 5/001; B65D 5/0015;
B65D 5/0227-5/0254; B65D 5/18; B65D
5/38; B65D 5/40; B65D 5/2033; B65D
5/48024; B65D 5/6605; B65D 1/22;
B65D 1/24; B65D 1/34; B65B 5/06
See application file for complete search history.

* cited by examiner

Primary Examiner — Vy N Koenig
Assistant Examiner — Omeed Agilee
(74) *Attorney, Agent, or Firm* — Knobbe, Martens, Olson
& Bear LLP

(57) **CLAIM**

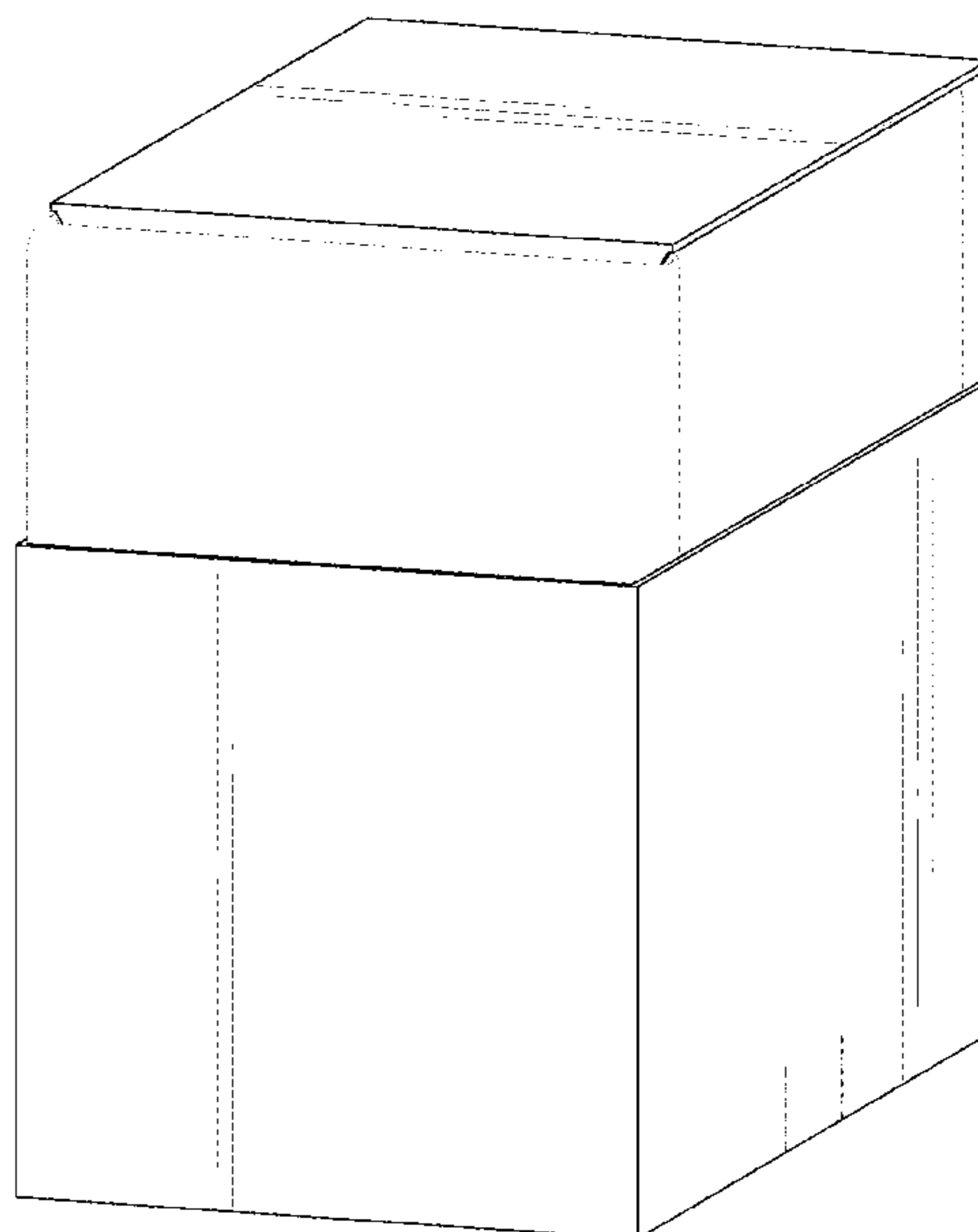
The ornamental design for a product packaging, as shown and described.

DESCRIPTION

FIG. 1 is a front, top and right side perspective view of the product packaging, showing an unclaimed car seat cover contained in and accessed through the packaging in dashed lines;
FIG. 2 is a front, top and right side perspective view of the product packaging of FIG. 1 without the car seat cover;
FIG. 3 is a front view thereof;
FIG. 4 is a rear view thereof;
FIG. 5 is a left side view thereof;
FIG. 6 is a right side view thereof;
FIG. 7 is a top view thereof; and,
FIG. 8 is a bottom view thereof.
The broken lines, where shown, illustrate environmental structure and form no part of the claimed design.

(56) **References Cited**
U.S. PATENT DOCUMENTS
D520,623 S * 5/2006 Lablaine D23/366
D531,043 S * 10/2006 Houtart D9/432
D556,566 S * 12/2007 Steele, IV D9/418
D556,572 S * 12/2007 Mongeon D9/432
D592,853 S * 5/2009 Parker D3/271.4
D595,129 S * 6/2009 Russell D9/432

1 Claim, 7 Drawing Sheets



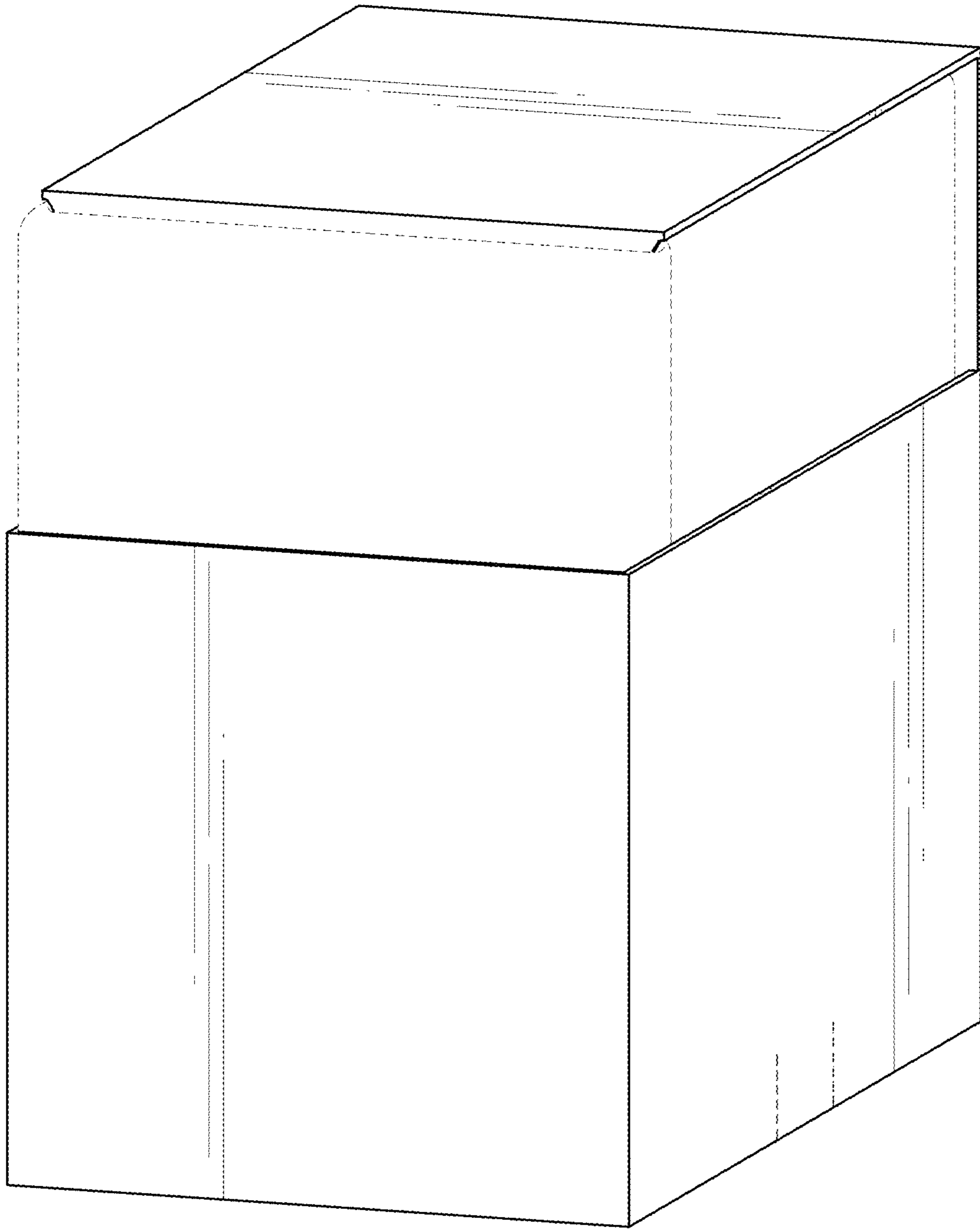


FIG. 1

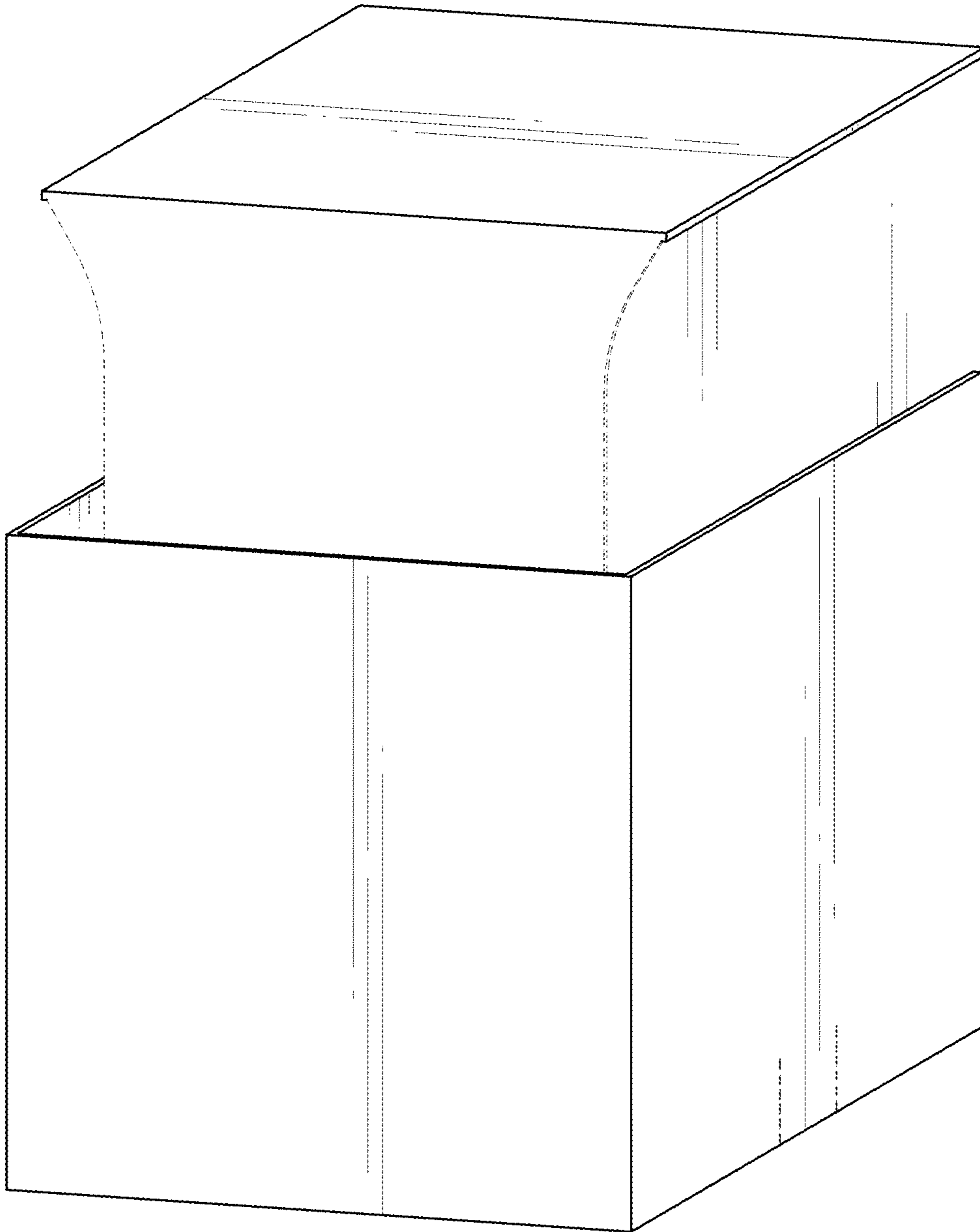


FIG. 2




FIG. 3




FIG. 4




FIG. 5




FIG. 6




FIG. 7




FIG. 8