



US00D812451S

(12) **United States Design Patent**
Winterberg

(10) **Patent No.:** **US D812,451 S**
(45) **Date of Patent:** **** Mar. 13, 2018**

(54) **WEIGHT-BEARING ATTACHMENT**

(71) Applicant: **William Winterberg**, Ceres, CA (US)
(72) Inventor: **William Winterberg**, Ceres, CA (US)
(**) Term: **14 Years**

(21) Appl. No.: **29/519,148**

(22) Filed: **Mar. 3, 2015**

Related U.S. Application Data

(63) Continuation-in-part of application No. 13/790,723, filed on Mar. 8, 2013, now Pat. No. 9,079,707.

(51) **LOC (11) Cl.** **08-05**

(52) **U.S. Cl.**
USPC **D8/354**

(58) **Field of Classification Search**
USPC 248/188, 188.8, 188.9, 346.5, 615, 618,
248/688; D8/354; 220/630; 297/463.1
CPC A47B 13/021; A47B 91/00; F16B 12/48
See application file for complete search history.

(56) **References Cited**

U.S. PATENT DOCUMENTS

2,305,790	A	12/1942	Martin
3,331,529	A	7/1967	Slapnik
3,442,412	A	5/1969	Munroe
3,480,178	A	11/1969	Morgan
3,682,351	A	8/1972	De Putter
3,700,137	A	10/1972	Souza
3,958,712	A	5/1976	Martin
3,985,258	A	10/1976	Quigley et al.
4,082,214	A	4/1978	Baker

(Continued)

FOREIGN PATENT DOCUMENTS

DE	3104279	A1	9/1982
DE	3423259	A1	1/1986

(Continued)

OTHER PUBLICATIONS

Delbrouck, K., Crate, in particular for fruit or vegetables, English Abstract of German Patent Publication DE3104279, Jul. 28, 2004, European Patent Organization, <http://www.epo.org/searching/free/espacenet.html>.

(Continued)

Primary Examiner — Lakiya G Rogers

Assistant Examiner — Harold E Blackwell, II

(74) *Attorney, Agent, or Firm* — Mark D. Miller; William K. Nelson

(57) **CLAIM**

I claim the ornamental designs for a weight-bearing attachment, as shown and described.

DESCRIPTION

FIG. 1 is a perspective view of the bottom side, of a weight-bearing attachment, according to the design; FIG. 2 is a perspective view of the top side of the attachment of FIG. 1;

FIG. 3 is a bottom view of the attachment of FIG. 1; FIG. 4 is a side view of a first side of the attachment of FIG. 1;

FIG. 5 is a top view of the attachment of FIG. 1;

FIG. 6 is a side view of a second side of the attachment of FIG. 1;

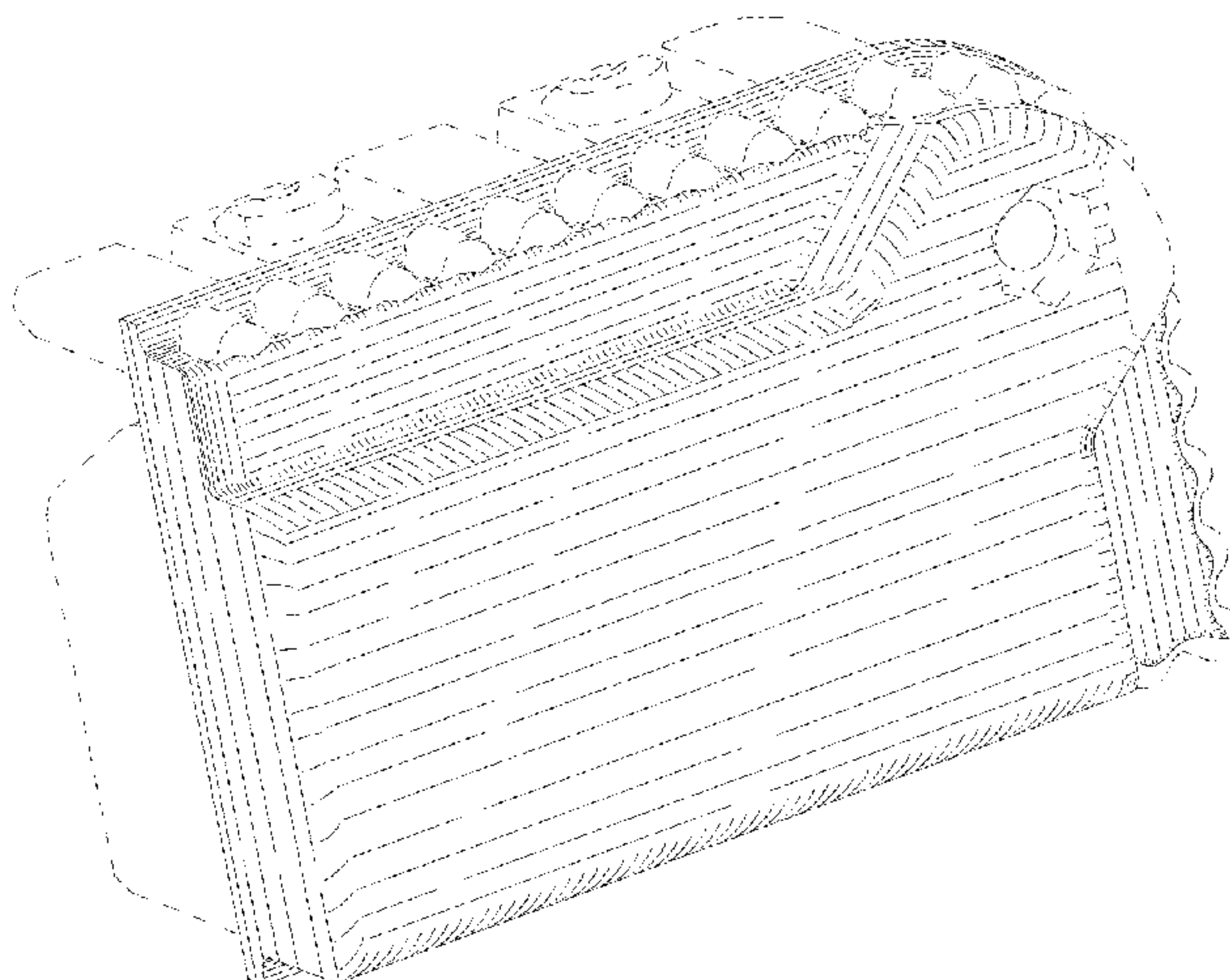
FIG. 7 is a side view of a third side of the attachment of FIG. 1; and,

FIG. 8 is a side view of a fourth side of the attachment of FIG. 1.

The drawings include contour lines of various lengths on the surface of the weight-bearing attachment. These contour lines do not represent surface decoration.

The broken (dashed) lines in the drawings illustrate portions of the weight-bearing attachment which form no part of the claimed design.

1 Claim, 5 Drawing Sheets



(56)

References Cited

U.S. PATENT DOCUMENTS

4,102,522 A * 7/1978 Munz F16F 1/44
248/615

4,197,958 A 4/1980 Zeni et al.
4,210,274 A 7/1980 Leonard
4,662,532 A 5/1987 Anderson et al.
4,848,580 A 7/1989 Wise
4,887,731 A 12/1989 Pett et al.
4,923,158 A 5/1990 Saisho
4,932,530 A 6/1990 Von Zuben et al.
5,105,947 A 4/1992 Wise
5,154,297 A 10/1992 Farley
5,180,064 A 1/1993 Elvin-Jensen
5,183,178 A 2/1993 Flemming
5,201,432 A 4/1993 Elvin-Jensen
5,360,133 A 11/1994 Corby et al.
5,439,113 A 8/1995 Elvin-Jensen
5,460,292 A 10/1995 Holman
5,535,907 A 7/1996 Elvin-Jensen
5,752,602 A 5/1998 Ackermann et al.
5,794,818 A 8/1998 Bromwell et al.
5,878,984 A 3/1999 Grieser et al.
D420,219 S 2/2000 Elvin-Jensen et al.
D459,888 S 7/2002 Elvin-Jensen et al.
6,752,285 B1 6/2004 Scalf
D591,047 S 4/2009 Elvin-Jensen
7,780,140 B1 * 8/2010 Ward E02D 27/44
248/678

8,434,618 B2 * 5/2013 Mitchell B65D 19/06
108/56.3

9,079,707 B2 * 7/2015 Winterberg B65D 90/12
D756,199 S * 5/2016 Carrubba D8/354
9,493,295 B2 * 11/2016 Glover B65D 19/44
9,592,932 B2 * 3/2017 Chalmers B65D 25/22

2001/0019056 A1 9/2001 Rosenfeldt
2002/0070215 A1 6/2002 Walsh et al.
2002/0125308 A1 9/2002 McLeod
2003/0080024 A1 5/2003 Vourganas

2004/0129699 A1 7/2004 Williams
2007/0181587 A1 8/2007 Burnham et al.
2011/0108549 A1 5/2011 Mitchell et al.

FOREIGN PATENT DOCUMENTS

DE 102008023565 A1 11/2009
EP 1440894 A1 7/2004
GB 447699 A 5/1936
GB 1109015 A 4/1968
GB 1317084 A 5/1973
GB 1544798 4/1979
GB 2076366 A 12/1981

OTHER PUBLICATIONS

Schnause, R.D., Transport container, in particular for transporting agricultural and horticultural produce, English Abstract of German Patent Publication DE3423259, Jan. 2, 1986, European Patent Organization, <http://www.epo.org/searching/free/espacenet.html>.
Dunz, T., and Dubois, J., Transport device for secured transport of goods to be conveyed, has four plastic corner spacers that are firmly connected with base and comprise supporting sections, on which cover rests in holdup condition, English Abstract of German Patent Publication DE102008023565, Nov. 12, 2009, European Patent Organization, <http://www.epo.org/searching/free/espacenet.html>.
Oster, H., and Bartusel, J., Stackable container, English Abstract of European Patent Publication EP1440894, Jul. 28, 2004, European Patent Organization, <http://www.epo.org/searching/free/espacenet.html>.
Macroplastics, Inc., Brochure for MacroBin 12 and 14 Series, available online at <http://www.macroplastics.com/index.php?products/overview/>.
Macroplastics, Inc., Bin Repair Procedure Manual, available online at <http://www.macroplastics.com/index.php?products/user-info/>.
PCT/US2013/040204—ISA dated Sep. 4, 2013.

* cited by examiner




FIG. 1

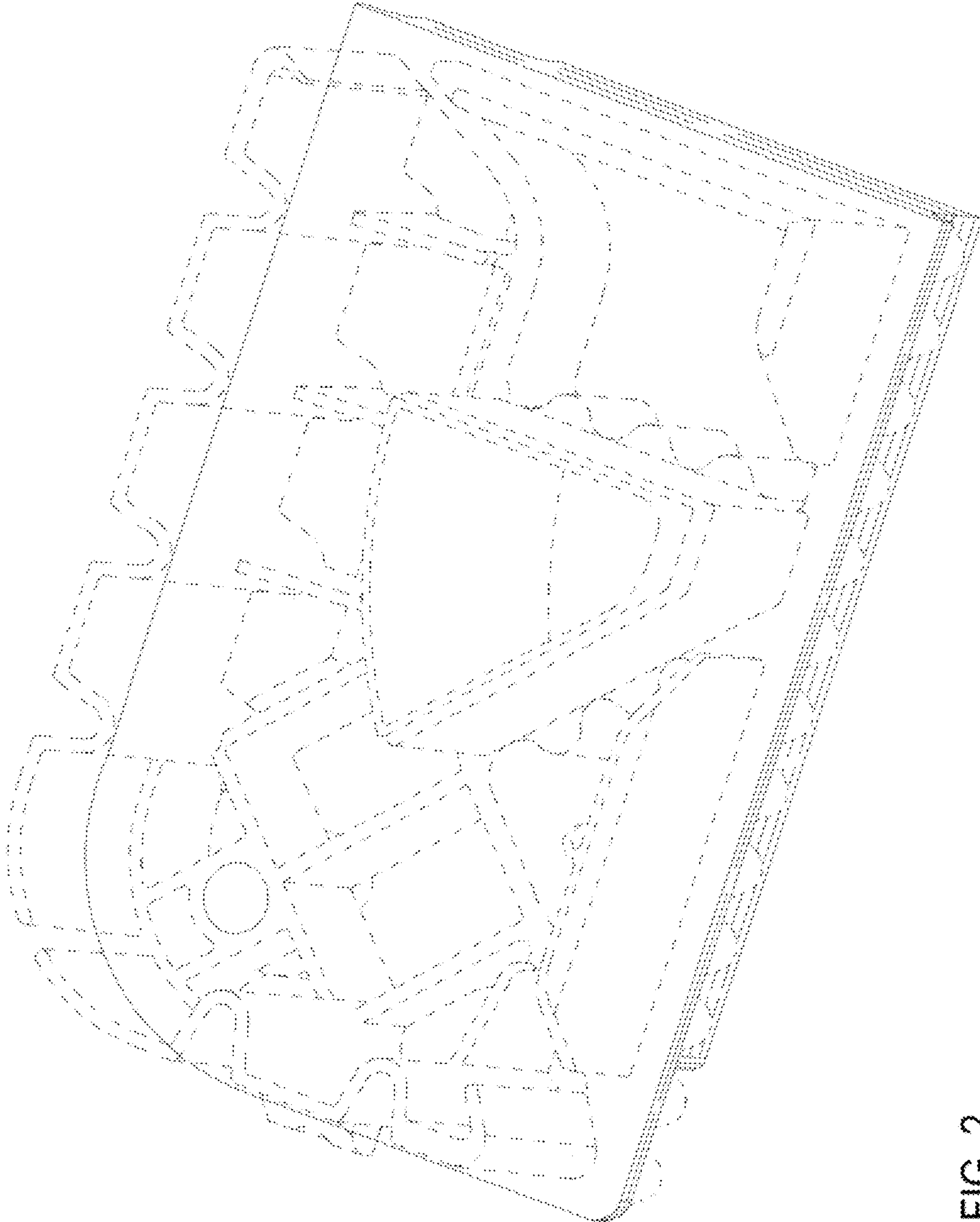


FIG. 2

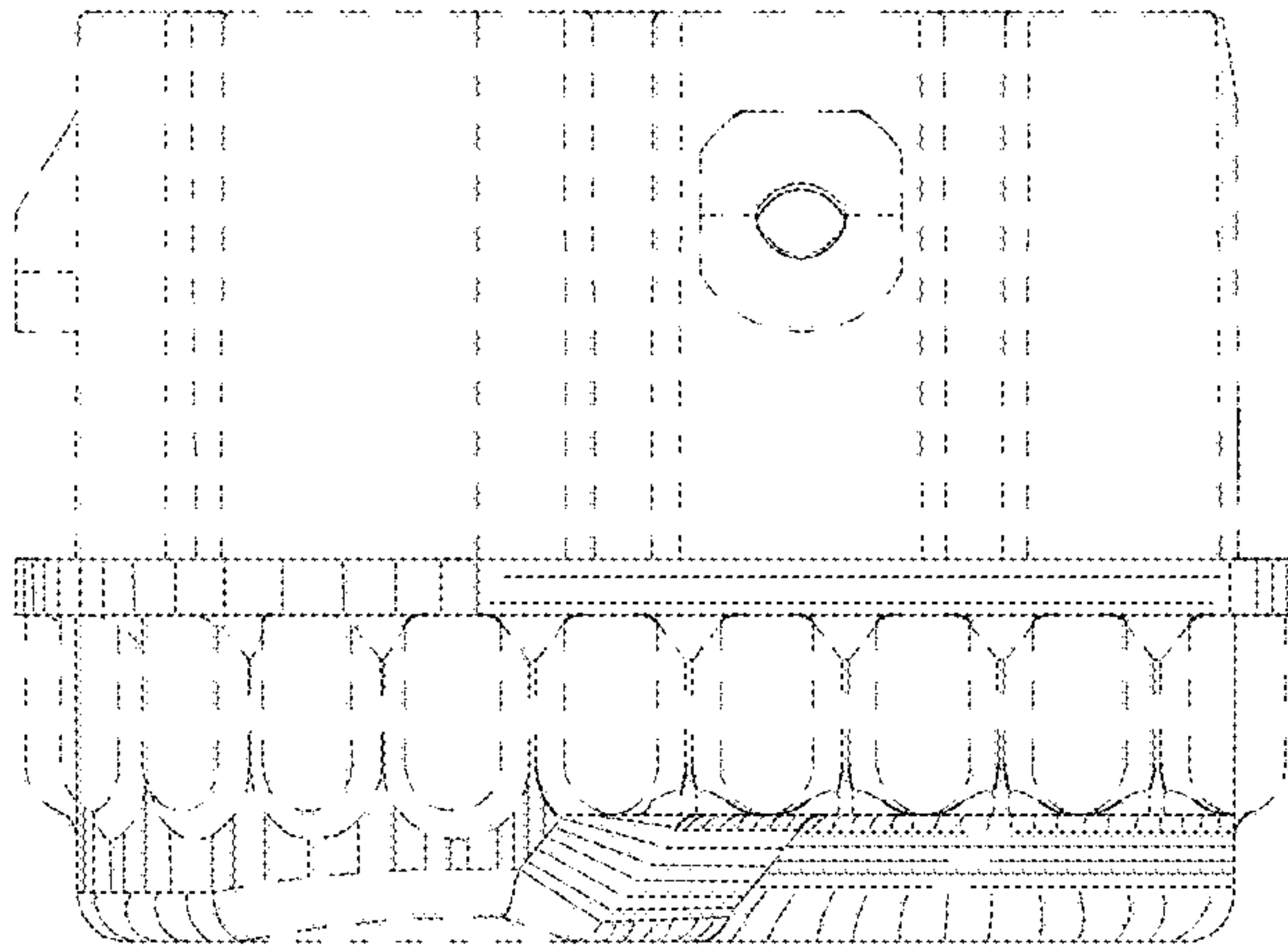


FIG. 4




FIG. 3

FIG. 6

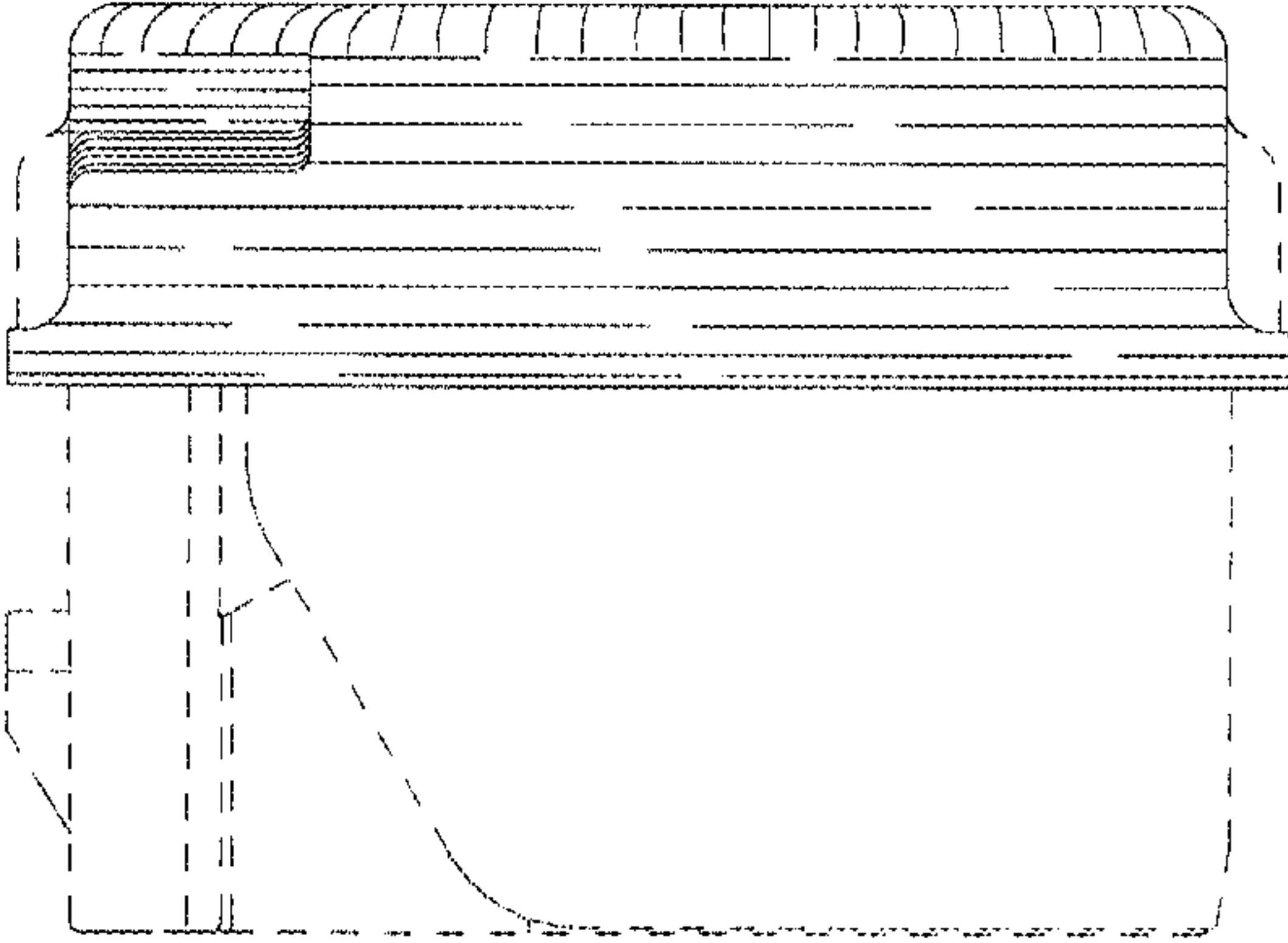
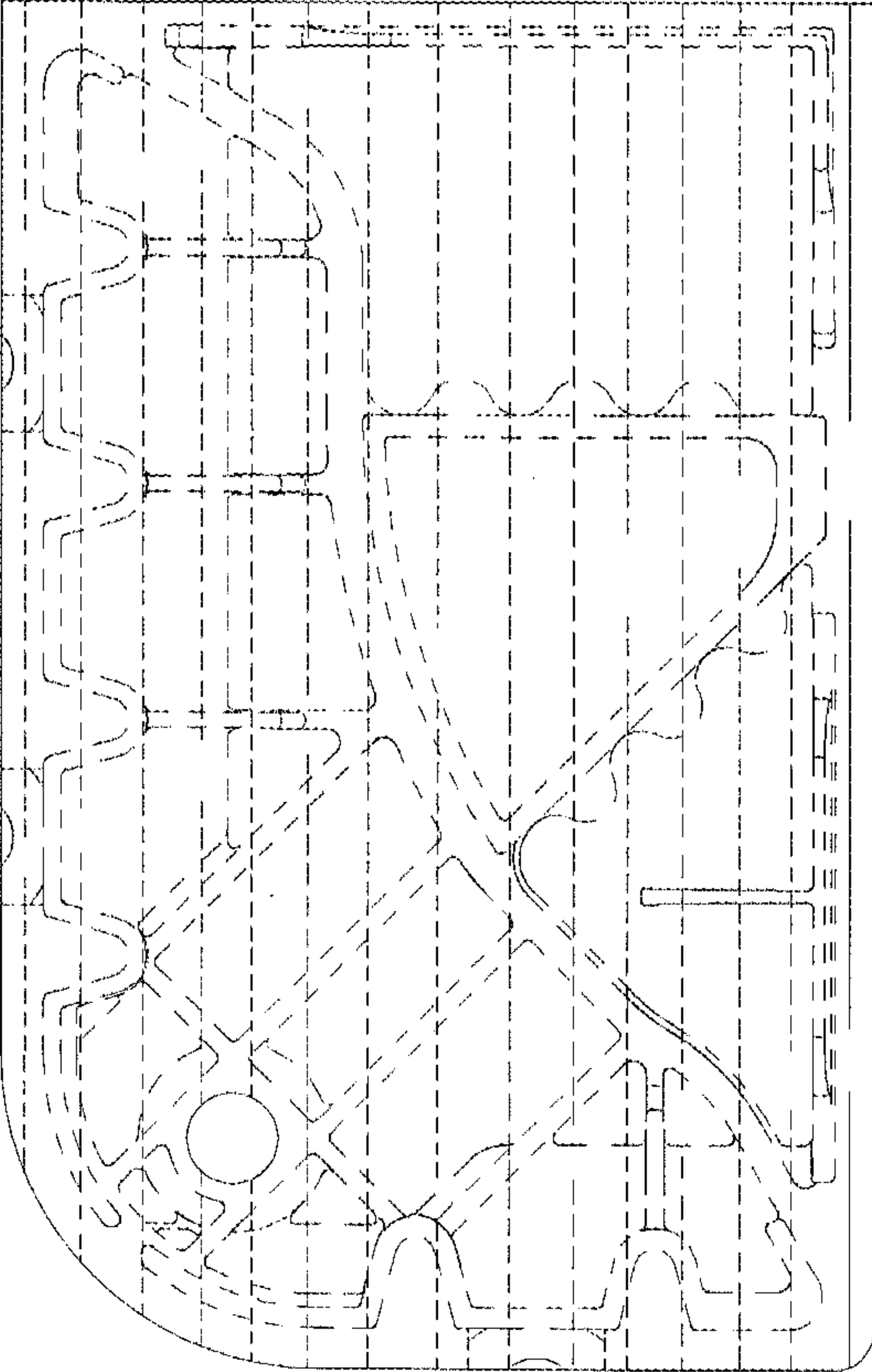


FIG. 5



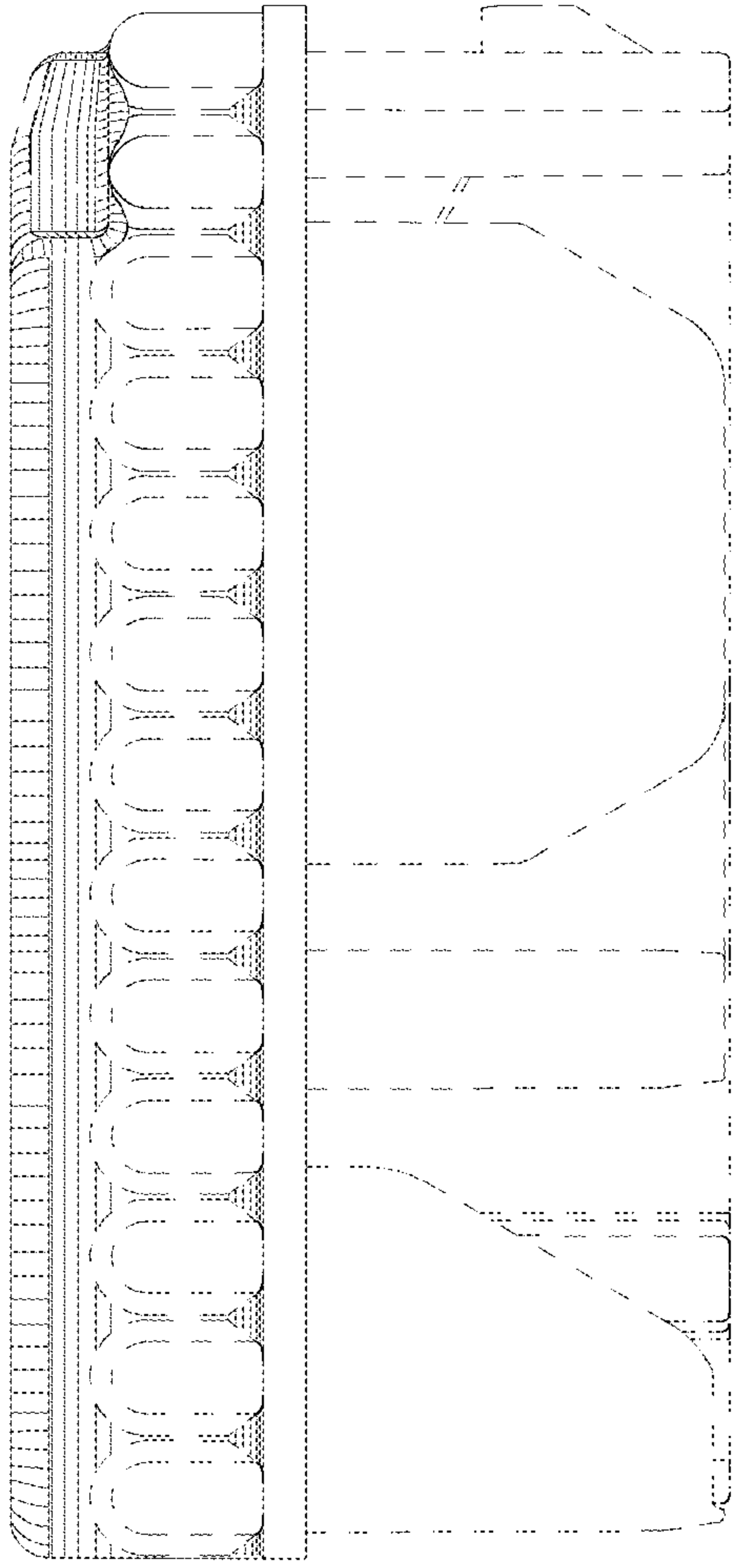


FIG. 7

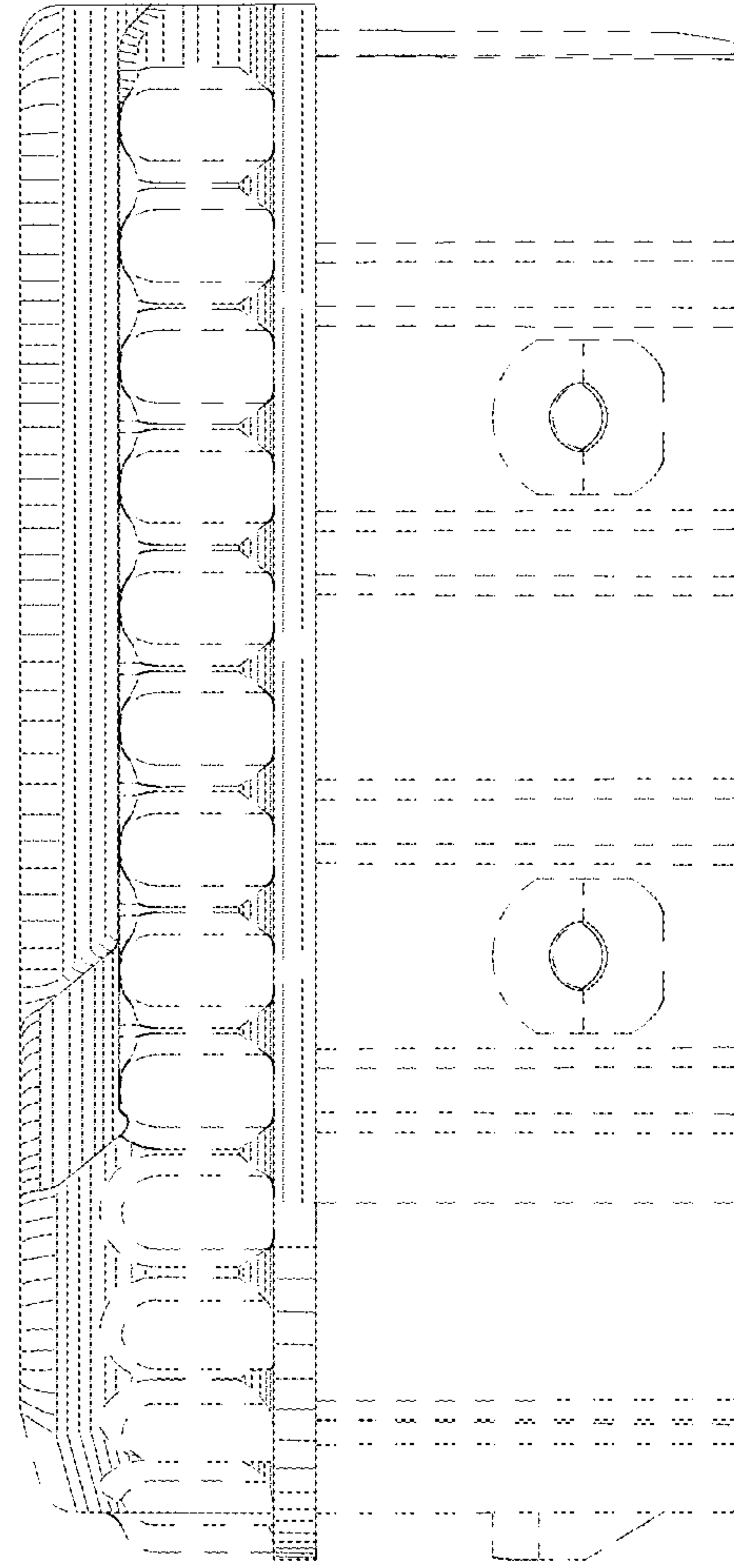


FIG. 8