



US00D812444S

(12) **United States Design Patent**
Kao

(10) **Patent No.:** **US D812,444 S**
(45) **Date of Patent:** **** Mar. 13, 2018**

(54) **POSITIONING BOARD FOR POSITIONING A TOOL MOUNT**

(71) Applicant: **Jui-Chien Kao**, Taichung (TW)

(72) Inventor: **Jui-Chien Kao**, Taichung (TW)

(**) Term: **15 Years**

(21) Appl. No.: **29/584,512**

(22) Filed: **Nov. 15, 2016**

(51) **LOC (11) Cl.** **08-05**

(52) **U.S. Cl.**
USPC **D8/71**

(58) **Field of Classification Search**
USPC D8/14, 71, 349, 354, 377; D3/312
CPC . B25H 3/003; B25H 3/04; B25H 3/06; B25H 3/006; B25H 3/00; A47F 7/0028; A47F 5/0853; A47F 5/0838
See application file for complete search history.

(56) **References Cited**

U.S. PATENT DOCUMENTS

4,337,860 A * 7/1982 Carrigan B25H 3/003
206/376
9,538,862 B2 * 1/2017 Kao A47F 5/08

D787,185 S * 5/2017 Hsieh D3/313
9,656,385 B1 * 5/2017 Kao B25H 3/04
9,662,781 B1 * 5/2017 Kao B25H 3/003
D803,566 S * 11/2017 Hsieh D3/312
9,816,790 B2 * 11/2017 Biggs F42B 3/124
9,821,451 B1 * 11/2017 Kao B25H 3/003

* cited by examiner

Primary Examiner — Phillip S Hyder
(74) *Attorney, Agent, or Firm* — WPAT, PC

(57) **CLAIM**

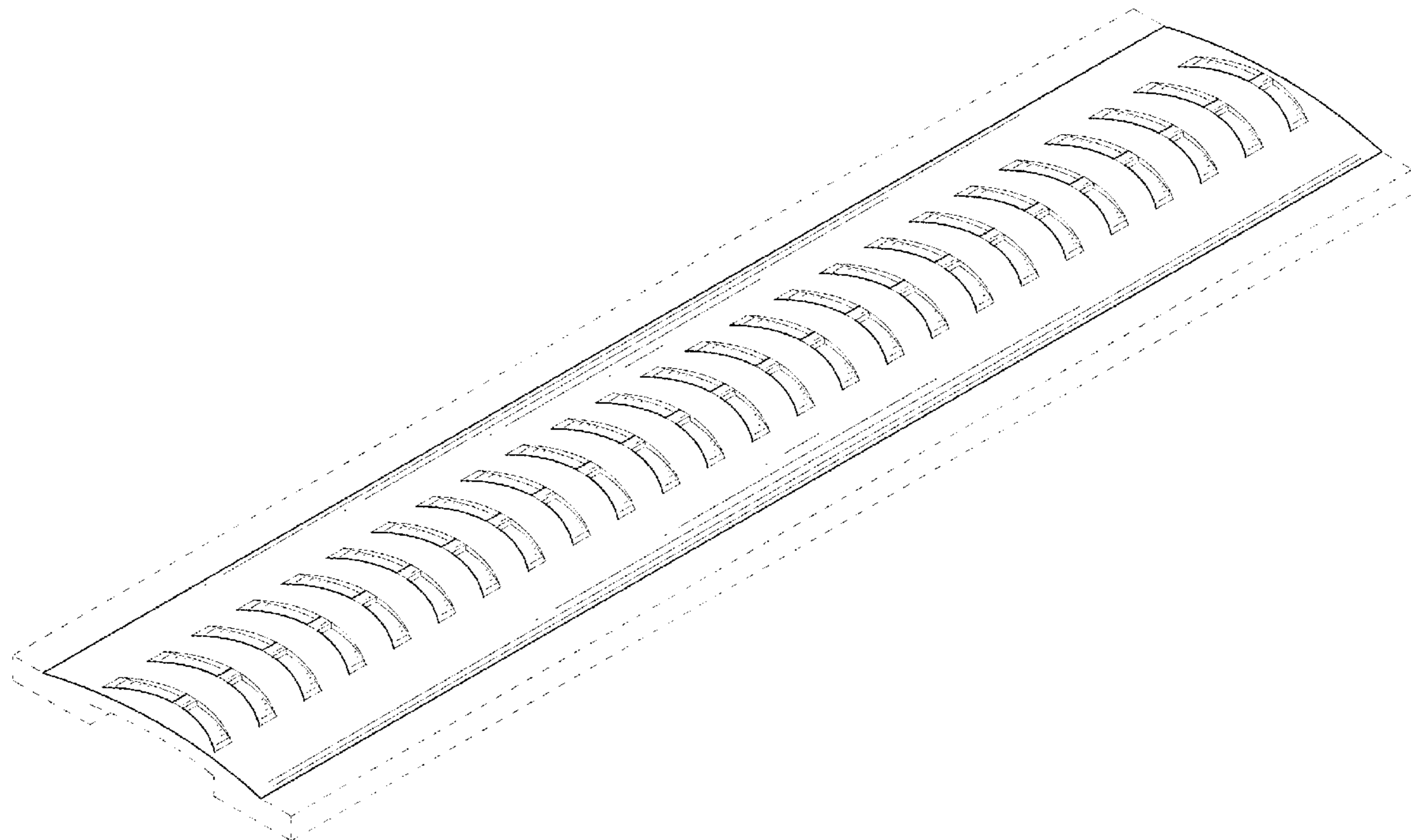
The ornamental design for a positioning board for positioning a tool mount, as shown and described.

DESCRIPTION

FIG. 1 is a perspective view of a positioning board for positioning a tool mount, showing my new design; FIG. 2 is a front view thereof; FIG. 3 is a rear view thereof; FIG. 4 is a left side view thereof; FIG. 5 is a right side view thereof; and, FIG. 6 is a top view thereof.

The broken lines depict environmental subject matter, are for illustration only and form no part of the claimed design. The bottom view forms no part of the claimed design and is omitted.

1 Claim, 6 Drawing Sheets



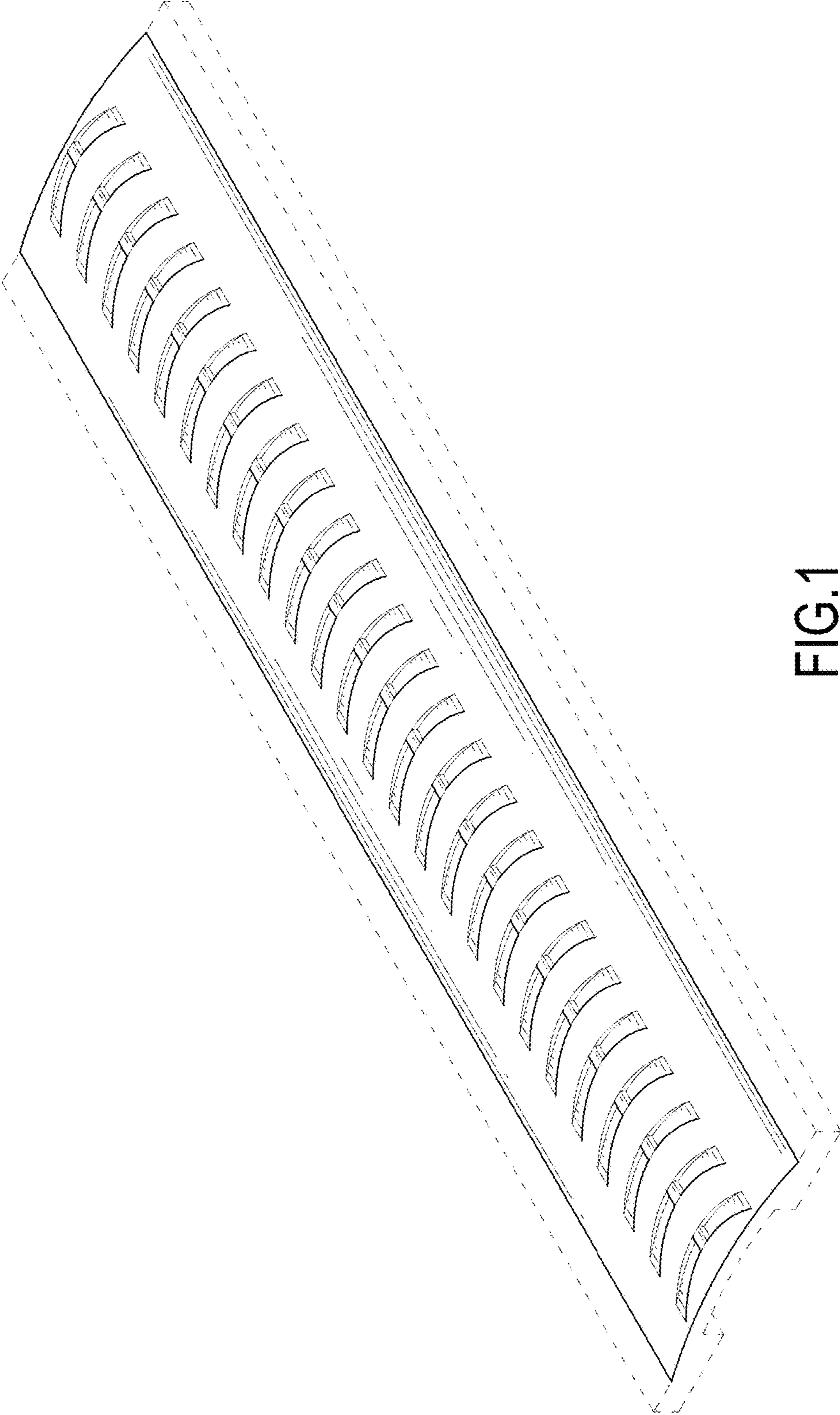


FIG.1




FIG.2




FIG.3



FIG.4

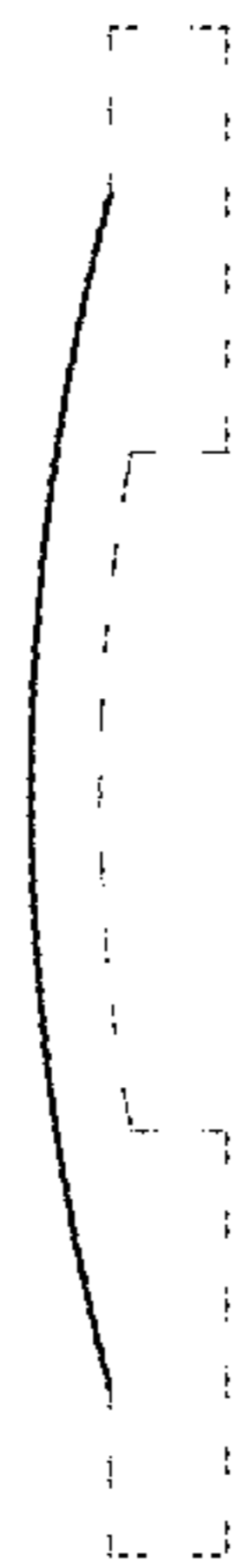


FIG.5

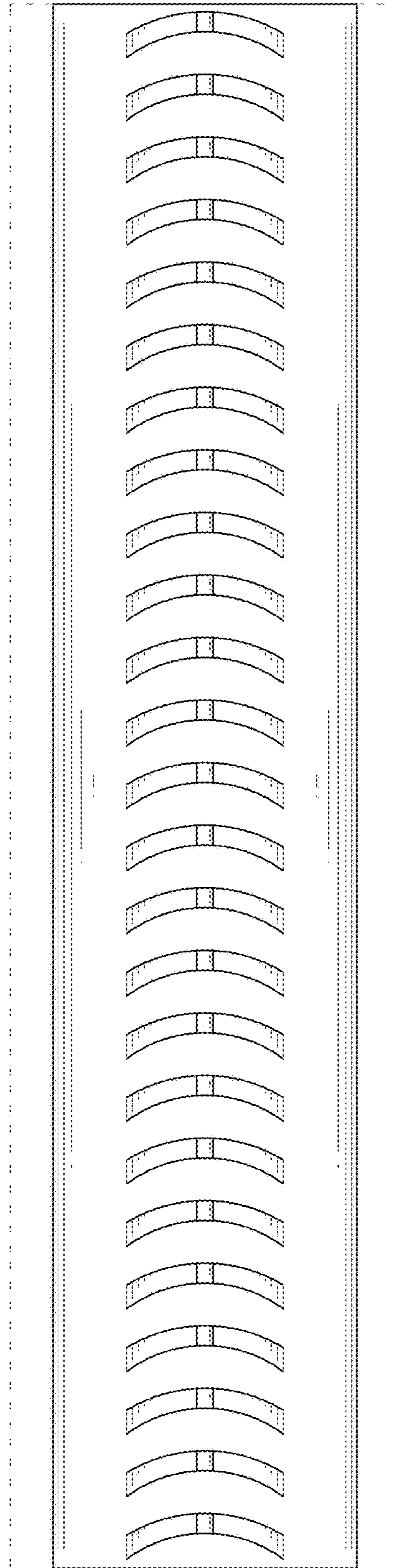


FIG.6