



US00D812425S

(12) **United States Design Patent**
Reischmann et al.

(10) **Patent No.:** **US D812,425 S**
(45) **Date of Patent:** **** Mar. 13, 2018**

- (54) **GRILL GRATE**
- (71) Applicants: **Michael Reischmann**, Eustis, FL (US);
Phillip Williams, Clinton, CT (US)
- (72) Inventors: **Michael Reischmann**, Eustis, FL (US);
Phillip Williams, Clinton, CT (US)
- (73) Assignee: **Kenyon International, Inc.**, Clinton,
CT (US)

2005/0172948	A1*	8/2005	Rowe	A47J 37/067 126/20
2006/0118101	A1*	6/2006	Rhee	A47J 37/0786 126/41 R
2007/0295223	A1*	12/2007	Reischmann	A47J 37/0676 99/444
2008/0087269	A1*	4/2008	Kang	A47J 37/0694 126/25 A
2008/0264404	A1*	10/2008	Hoyles	A47J 37/0709 126/25 R
2010/0199967	A1*	8/2010	Wieczorek	A47J 37/0704 126/25 R

(**) Term: **15 Years**

- (21) Appl. No.: **29/593,087**
- (22) Filed: **Feb. 6, 2017**
- (51) **LOC (11) Cl.** **07-99**
- (52) **U.S. Cl.**
USPC **D7/409**
- (58) **Field of Classification Search**
USPC D7/332-337, 402-411; 126/152 R, 25 R
CPC .. A47J 37/067; A47J 37/0694; A47J 37/0786;
A47J 37/0704; A47J 37/0713; A47J
37/0781; A47J 37/0777; A47J 37/0763;
A47J 37/0611; A47J 37/0709; A47J
37/0676; F24C 15/16
See application file for complete search history.

OTHER PUBLICATIONS

BoatingTheCarolinas, Kenyon Smokeless Grills for Sea Rays, Dec. 12, 2010, youtube.com, <https://www.youtube.com/watch?v=22i024UmN-8>.*

* cited by examiner

Primary Examiner — Janice Hallmark
Assistant Examiner — Brett Miller
(74) *Attorney, Agent, or Firm* — St. Onge Steward
Johnston and Reens

(57) **CLAIM**

The ornamental design for a grill grate, as shown and described.

(56) **References Cited**

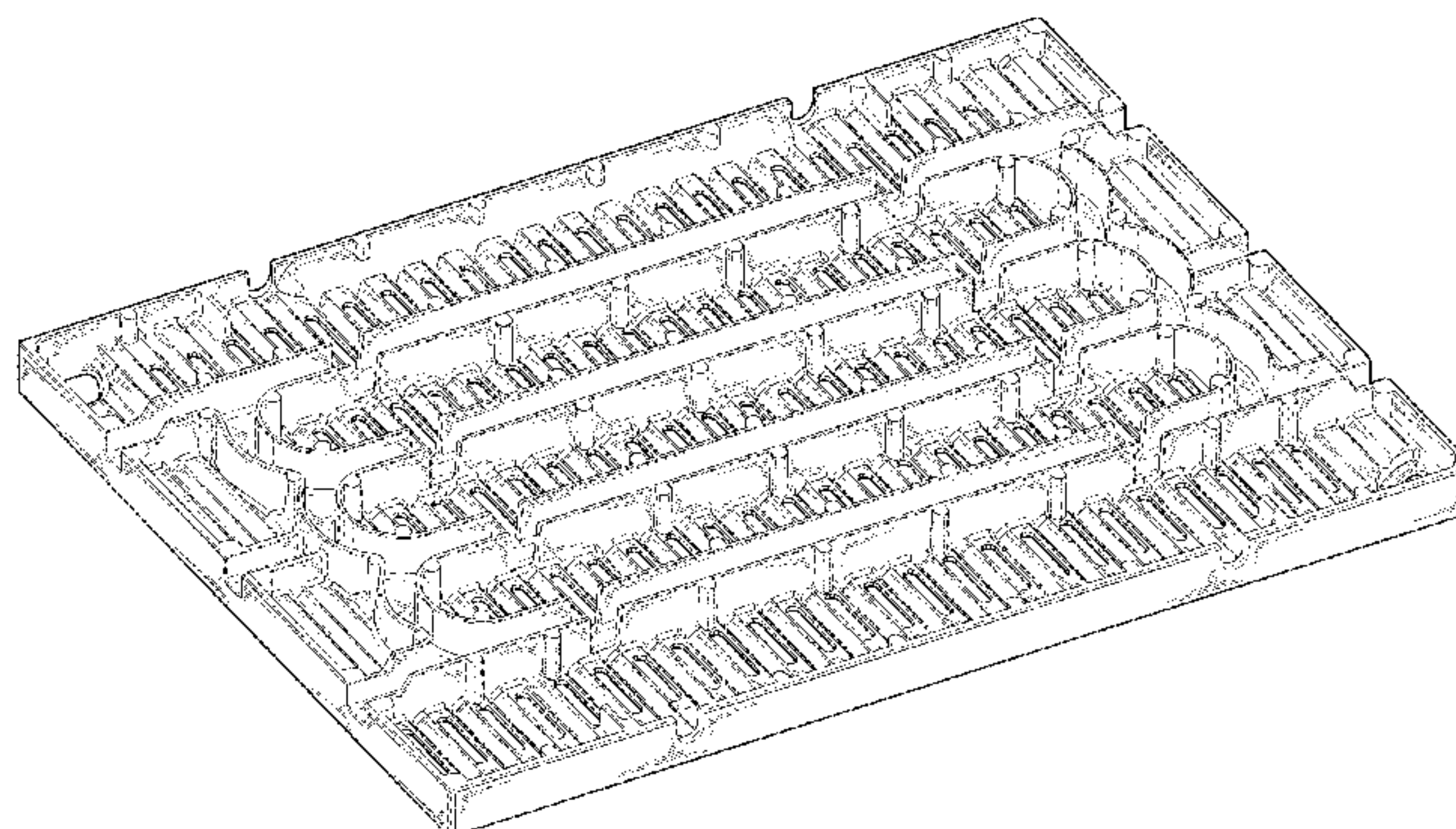
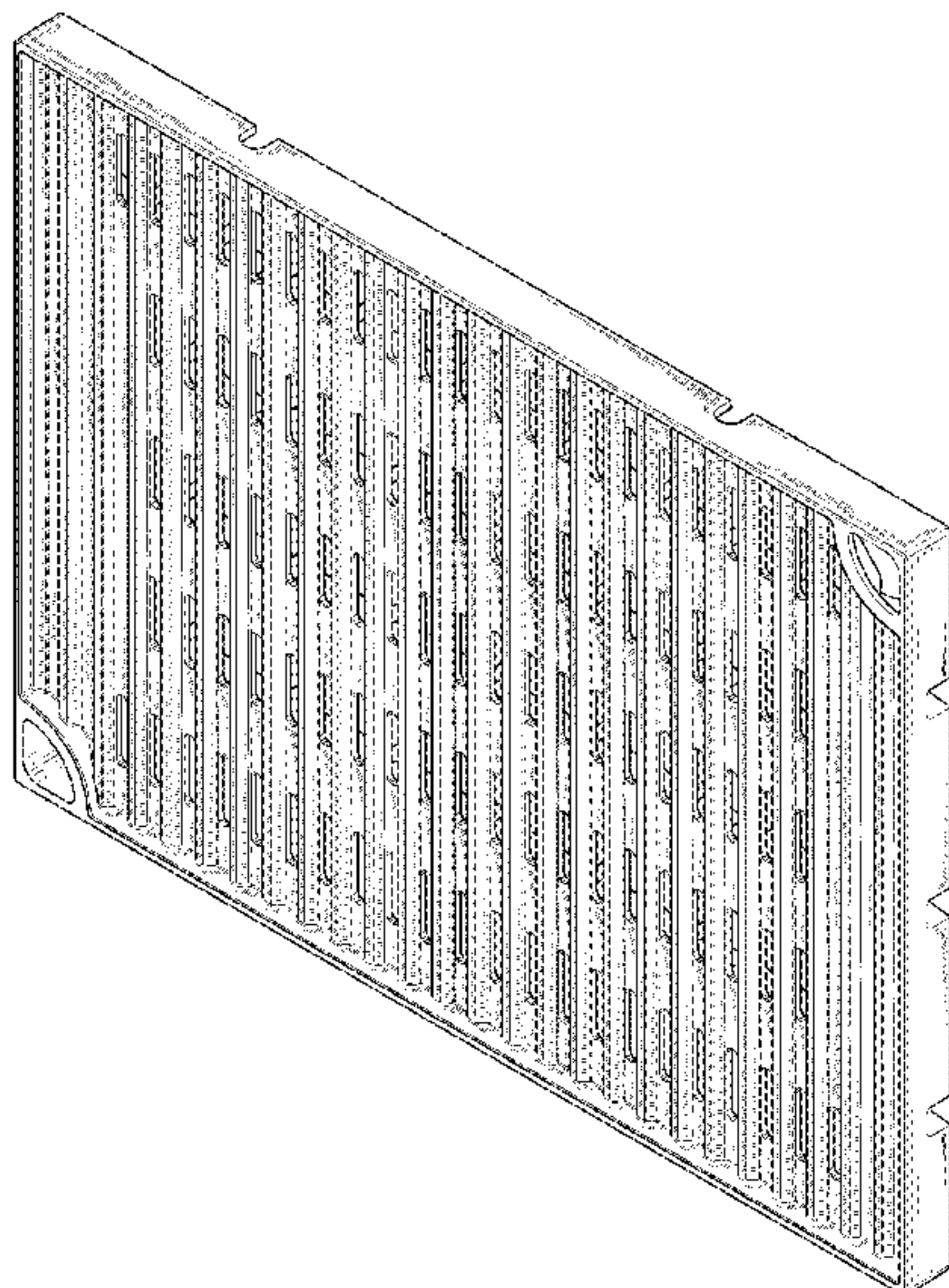
U.S. PATENT DOCUMENTS

806,475	A *	12/1905	Koneman	A47J 37/0704 99/446
D251,106	S *	2/1979	Petursson	D7/409
D337,483	S *	7/1993	Newton	D7/409
5,524,528	A *	6/1996	Yeh	A47J 37/0709 219/459.1
D519,781	S *	5/2006	Carlson	D7/409
D554,946	S *	11/2007	Chung	D7/409
D706,577	S *	6/2014	Funnell, II	D7/409
D757,493	S *	5/2016	Lee	D7/409
D793,161	S *	8/2017	Fullmer	D7/409

DESCRIPTION

FIG. 1 is a top isometric view of a grill grate in accordance with the new design;
FIG. 2 is a bottom isometric view thereof;
FIG. 3 is a top view thereof;
FIG. 4 is a right side view thereof;
FIG. 5 is a bottom view thereof;
FIG. 6 is left side view thereof;
FIG. 7 is front view thereof; and,
FIG. 8 is a rear view thereof.

1 Claim, 6 Drawing Sheets



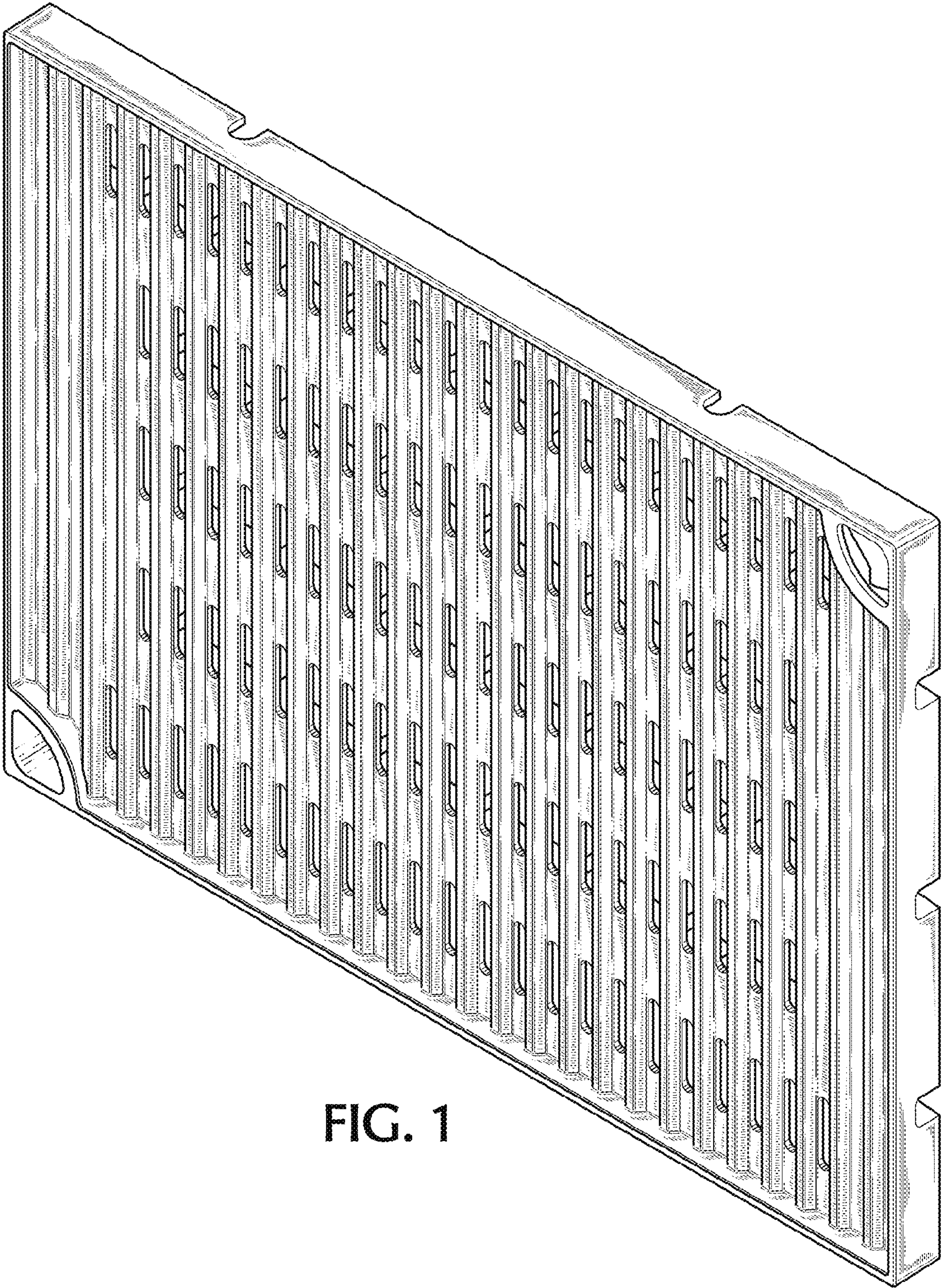


FIG. 1

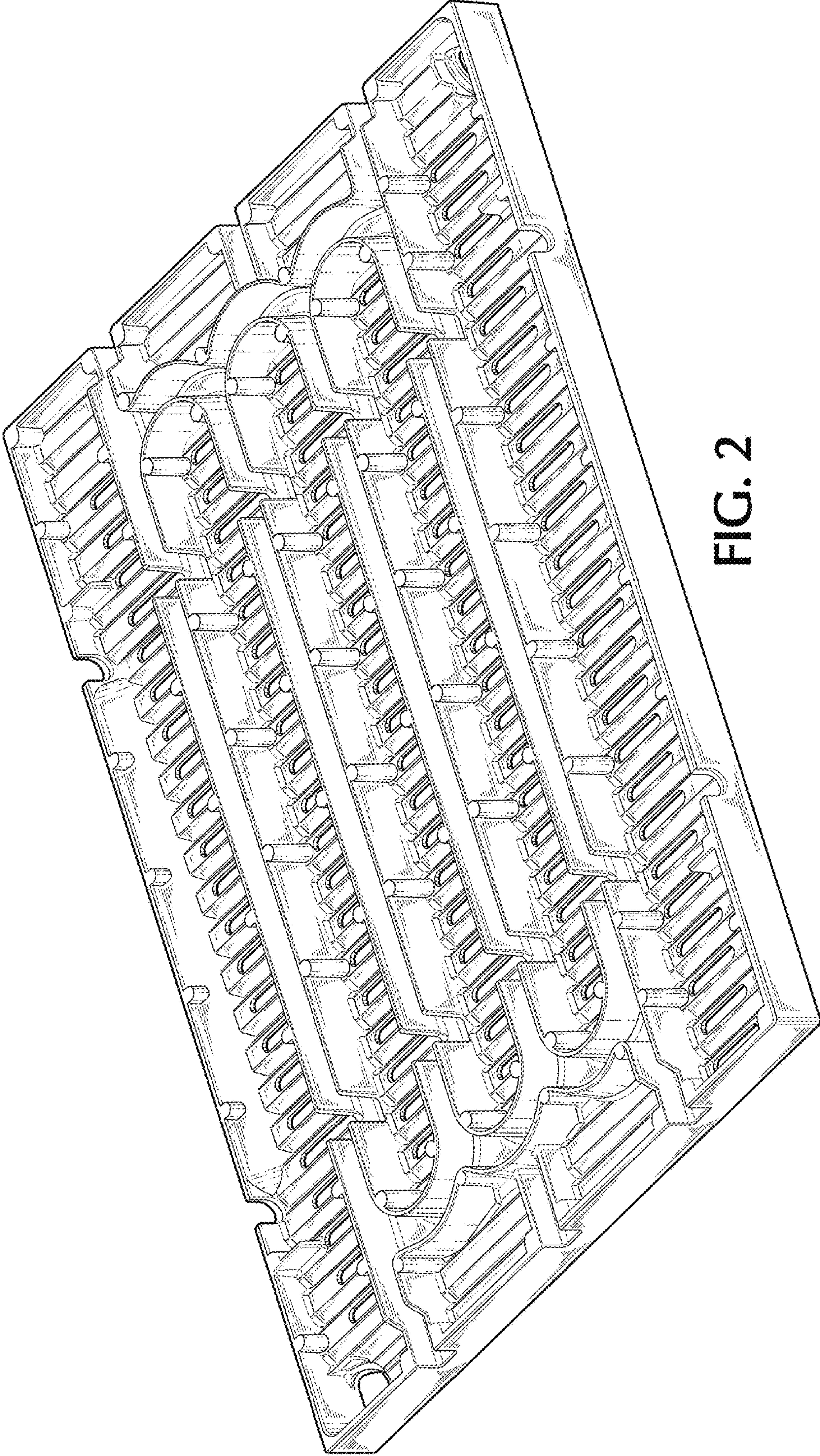


FIG. 2




FIG. 3

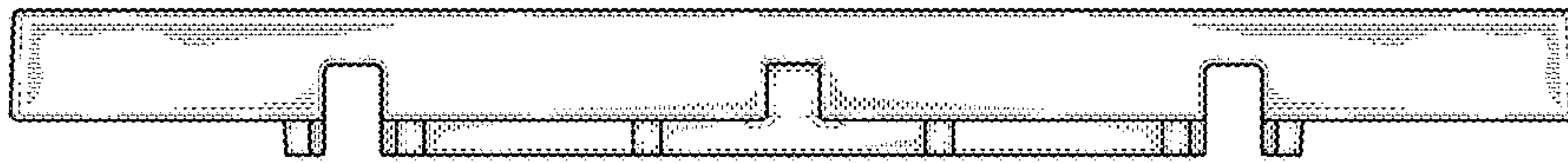


FIG. 6

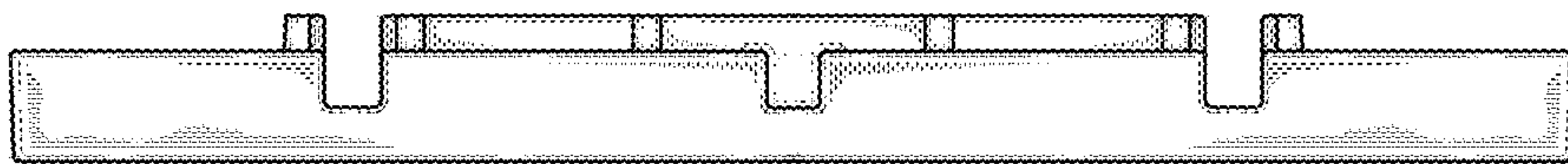


FIG. 4




FIG. 5




FIG. 7




FIG. 8