



US00D812423S

(12) **United States Design Patent** (10) **Patent No.:** **US D812,423 S**  
**Leach et al.** (45) **Date of Patent:** **\*\* Mar. 13, 2018**

(54) **PLATFORM** 5,826,493 A \* 10/1998 Tien Lin ..... A47J 31/02  
99/299  
(71) Applicant: **TODDY, LLC**, Fort Collins, CO (US) 5,862,739 A \* 1/1999 Lin ..... A47J 31/02  
99/285  
(72) Inventors: **Julia Leach**, Fort Collins, CO (US); D564,636 S \* 3/2008 Hanna ..... D23/261  
**Andrew Leach**, Fort Collins, CO (US) D598,717 S \* 8/2009 Jalet ..... D7/667  
D634,167 S \* 3/2011 Foster ..... D7/700  
(73) Assignee: **Toddy, LLC**, Loveland, CO (US) D687,938 S \* 8/2013 Furner ..... D23/366  
D750,449 S \* 3/2016 Kostler ..... D7/667  
D757,893 S \* 5/2016 Walker ..... D23/213  
(\*\*) Term: **15 Years** D779,045 S \* 2/2017 Johansen ..... D23/261  
D782,127 S \* 3/2017 Wechsler ..... D30/121  
(21) Appl. No.: **29/564,842** 9,763,533 B2 \* 9/2017 Liu ..... A47J 31/02  
2006/0054240 A1 \* 3/2006 Perry ..... G01F 19/00  
141/95

(22) Filed: **May 16, 2016**  
(51) **LOC (11) Cl.** ..... **07-99**  
(52) **U.S. Cl.**  
USPC ..... **D7/400**; D7/399  
(58) **Field of Classification Search**  
USPC ..... D7/400, 399, 397, 700, 369, 667;  
99/289 D, 323; D9/455; D23/26  
CPC .... A47J 31/02; A47J 31/0668; A47J 31/4467;  
A47J 31/043; A47G 19/00; B65D 85/808;  
B65D 85/8043  
See application file for complete search history.

\* cited by examiner

*Primary Examiner* — Marianne Pandozzi  
(74) *Attorney, Agent, or Firm* — William W. Cochran;  
Cochran Freund & Young LLC

(57) **CLAIM**

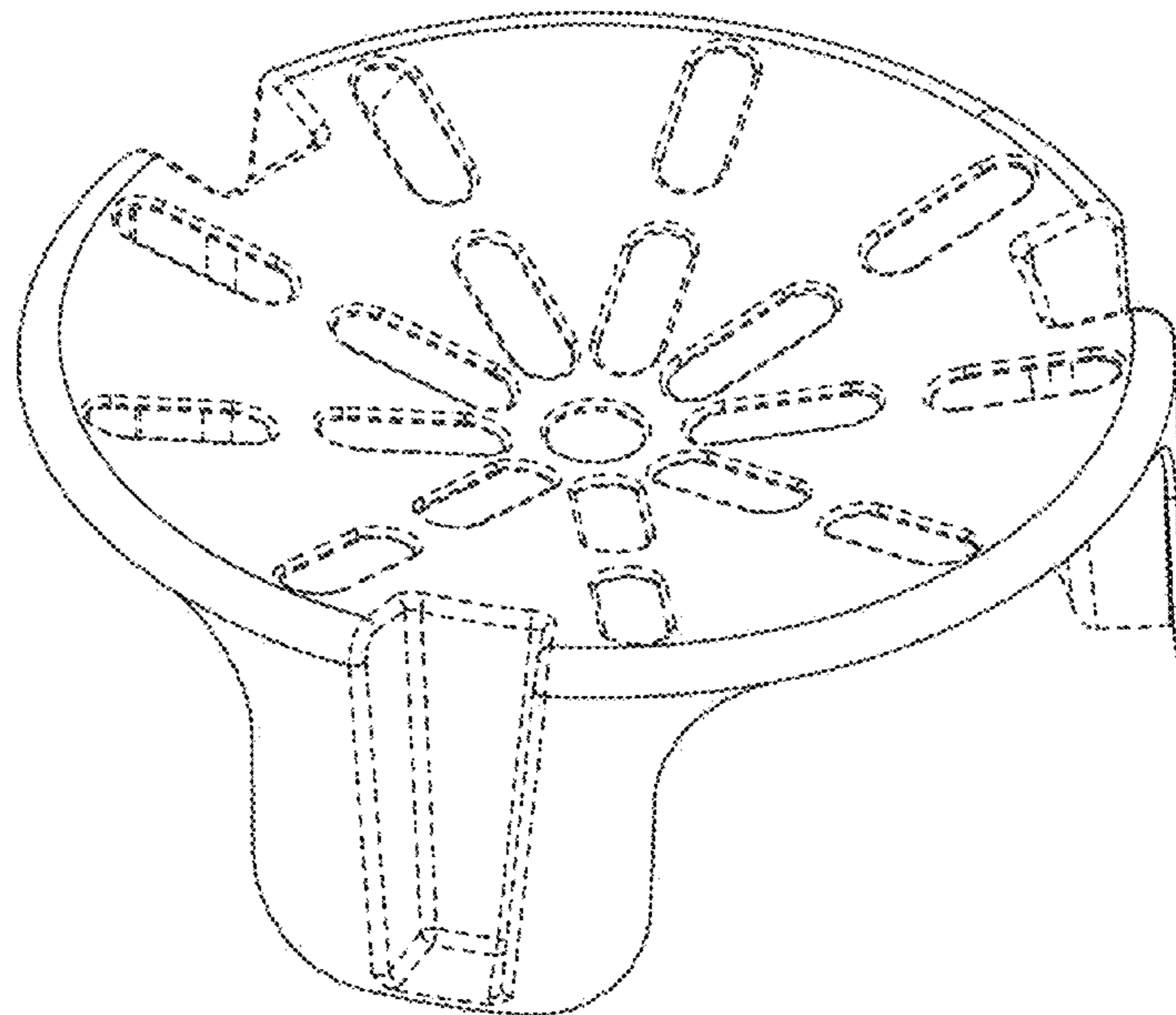
The ornamental design for a platform, as shown and described.

**DESCRIPTION**

(56) **References Cited**  
U.S. PATENT DOCUMENTS  
44,311 A \* 9/1864 Hill ..... A47J 31/043  
210/478  
3,215,060 A \* 11/1965 Perlov ..... A47J 31/02  
426/433  
3,285,694 A \* 11/1966 Marchi ..... A01M 1/2066  
422/305  
D250,445 S \* 12/1978 Braun ..... D7/400  
D256,948 S \* 9/1980 Boersma ..... D23/261  
D348,924 S \* 7/1994 Merrett ..... D23/261  
D353,298 S \* 12/1994 Hartpence, Jr. .... D7/396.2  
D354,795 S \* 1/1995 Heligman ..... D23/209

FIG. 1 is a front isometric view of a platform showing our new design.  
FIG. 2 is a top view thereof.  
FIG. 3 is a bottom view thereof.  
FIG. 4 is a rear view thereof.  
FIG. 5 is a front view thereof.  
FIG. 6 is a left side view thereof; and,  
FIG. 7 is a right side view thereof.  
The broken lines in the drawing depict portions of the platform that form no part of the claim design.

**1 Claim, 5 Drawing Sheets**



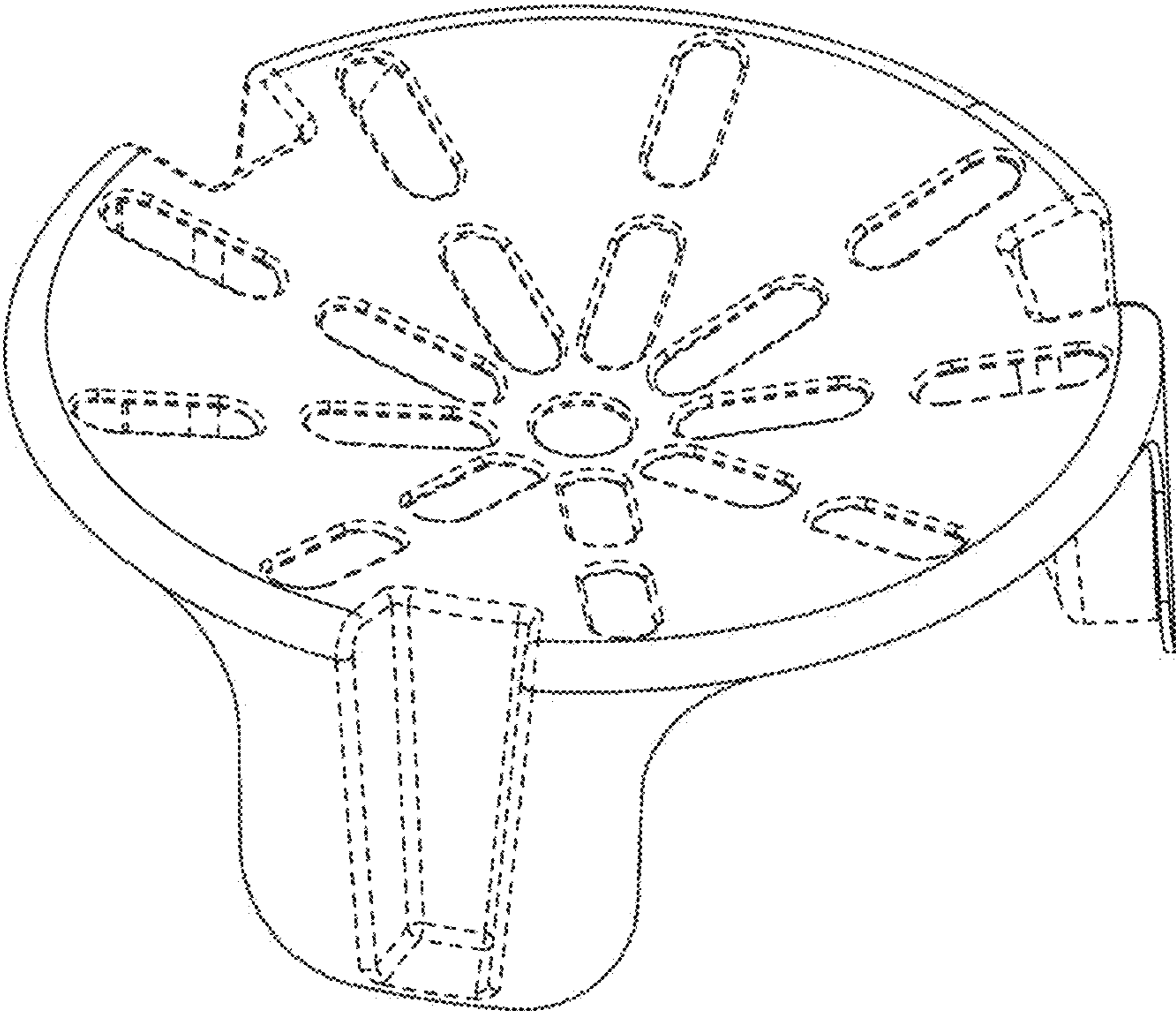


Fig. 1

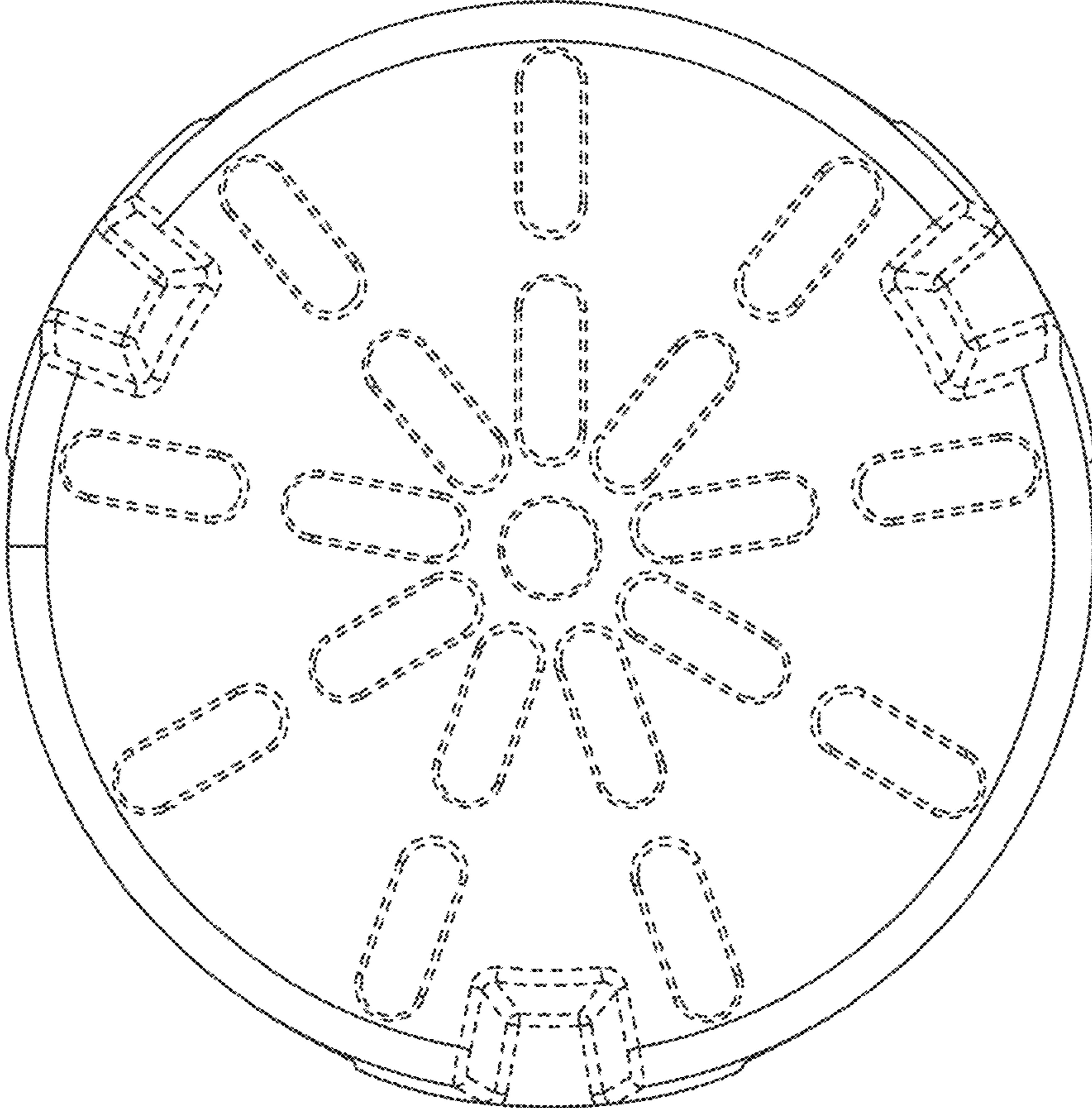


Fig. 2

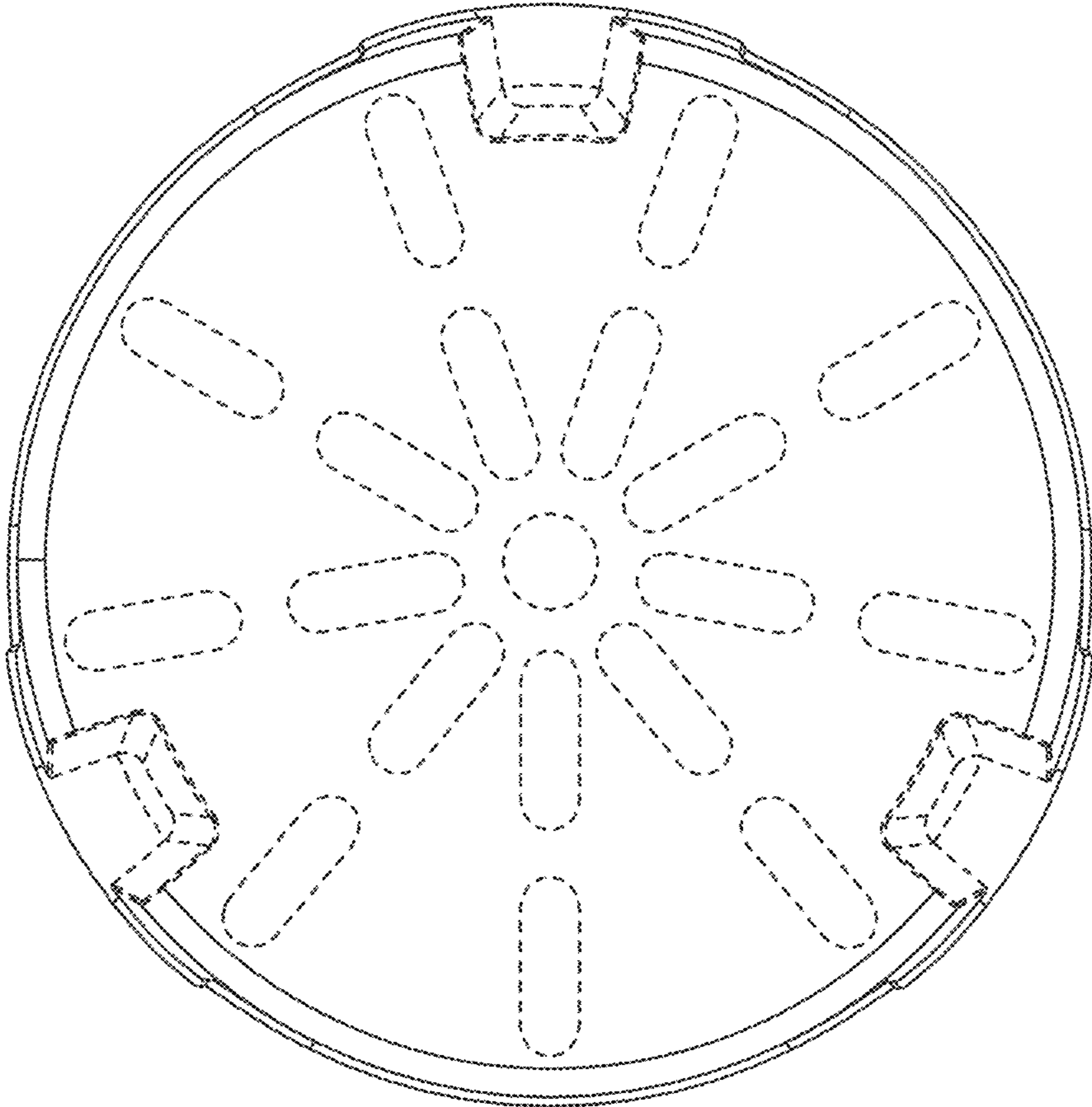


Fig. 3



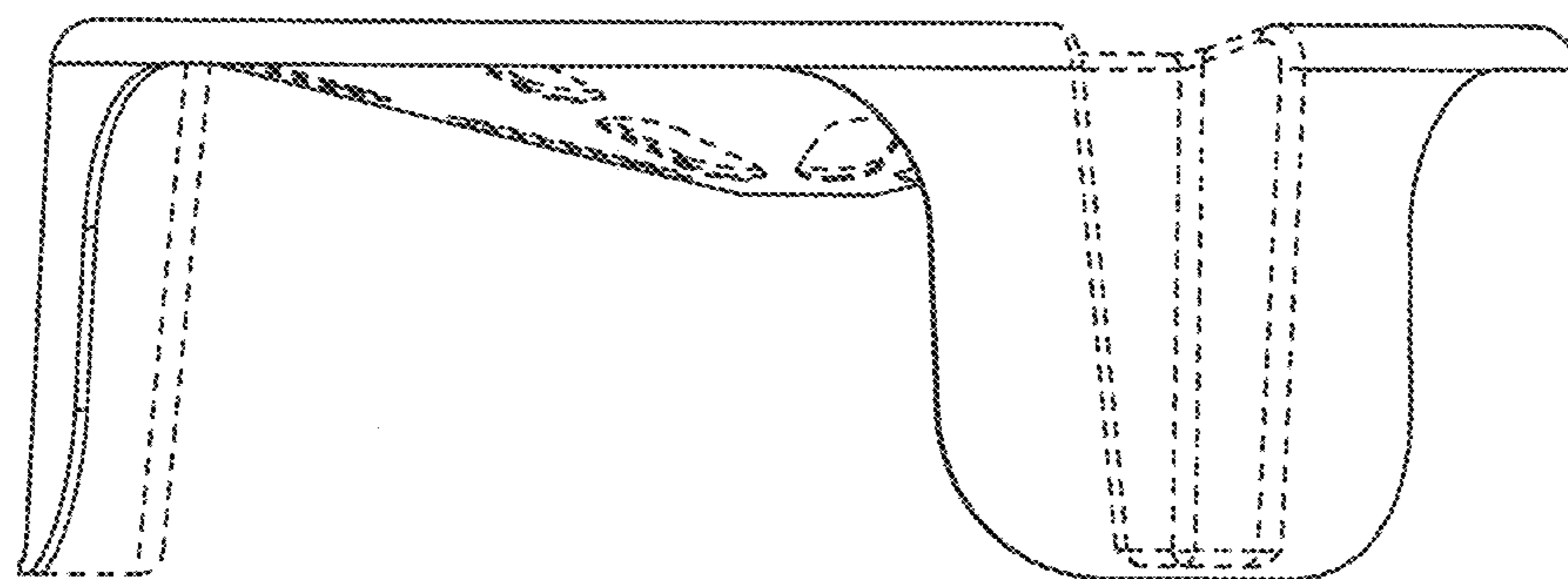


Fig. 4

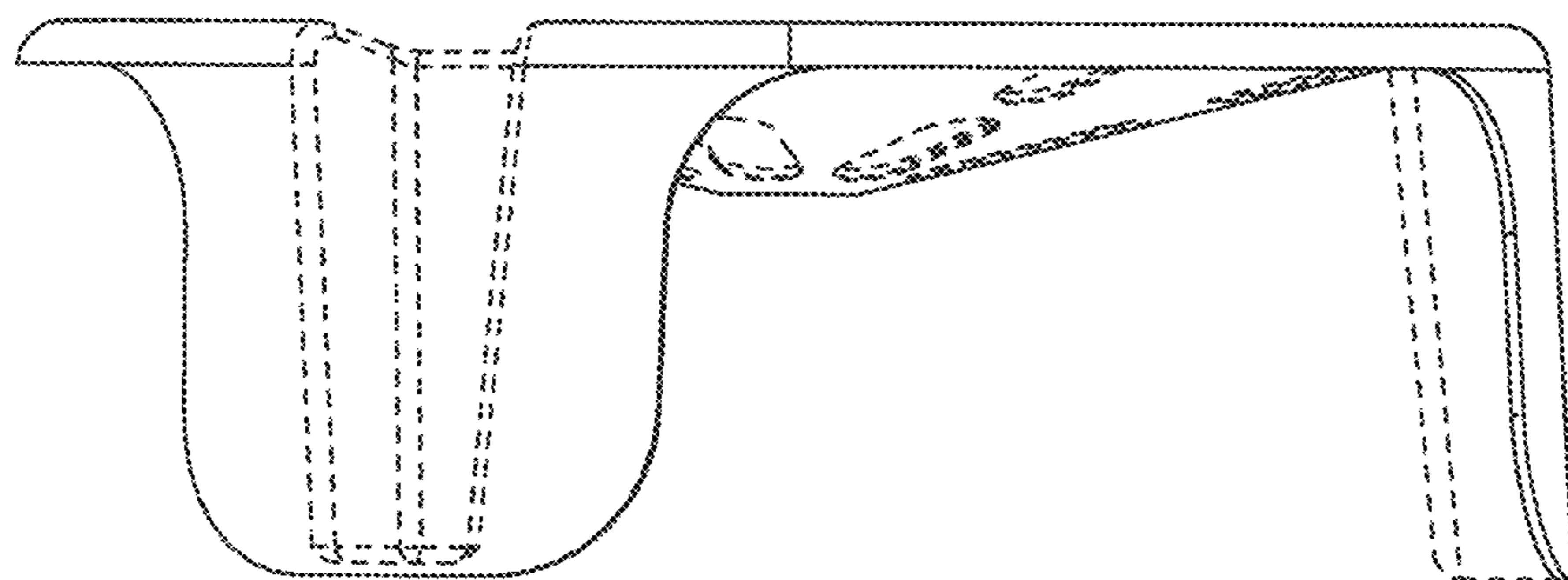


Fig. 5

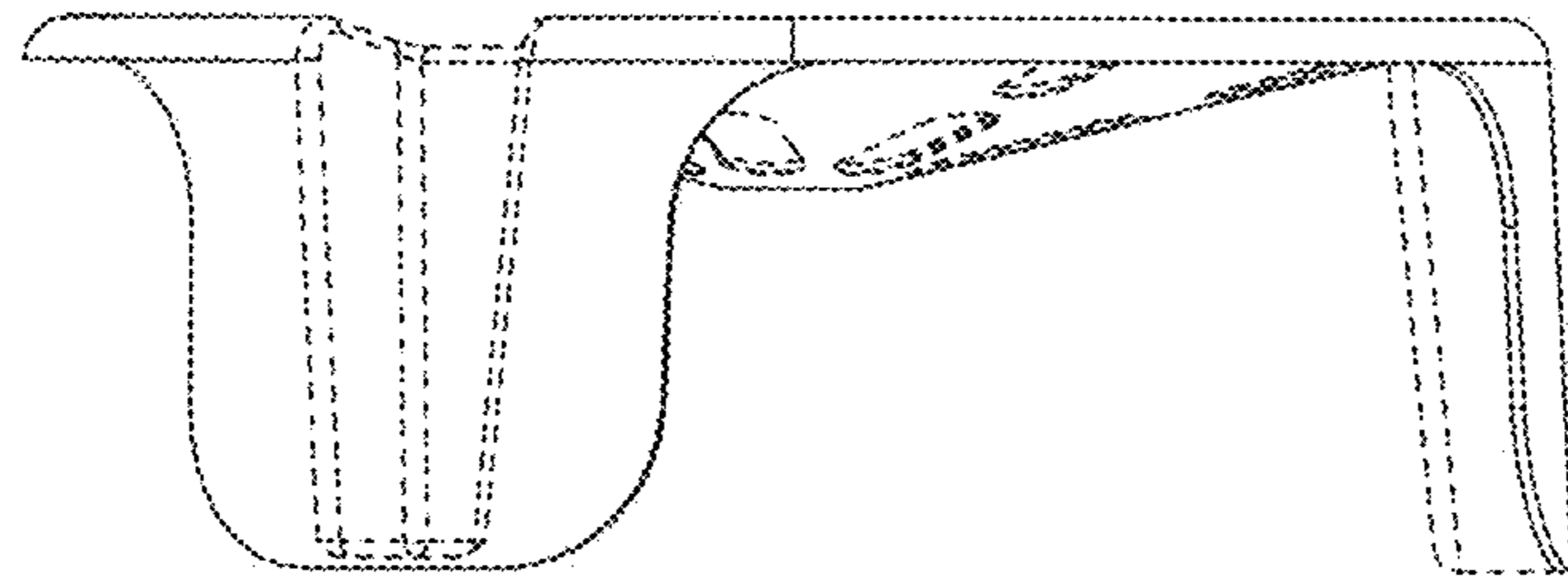


Fig. 6

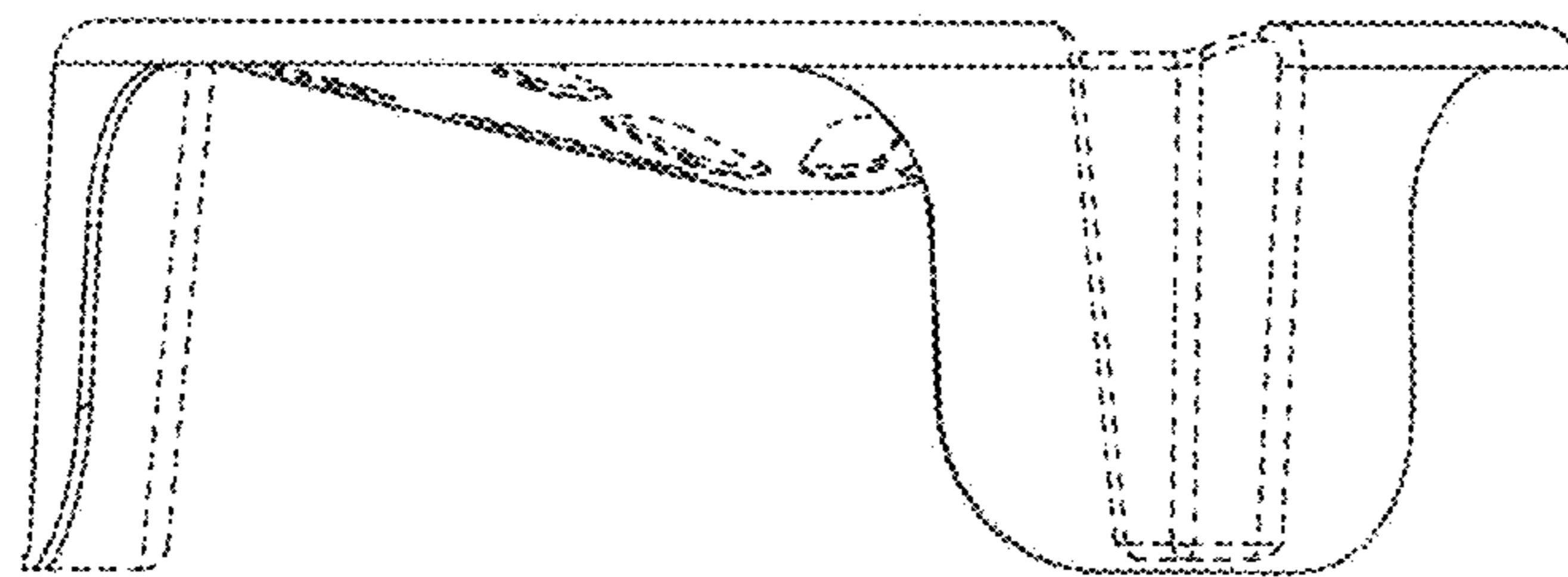


Fig. 7