



US00D812402S

(12) **United States Design Patent**
Langner et al.

(10) **Patent No.:** **US D812,402 S**
(45) **Date of Patent:** **** Mar. 13, 2018**

(54) **FLOATING FLUID DISPENSER**

(71) Applicants: **Andrew Stephen Langner**, Wimberely, TX (US); **Randall Garrison Mathews**, Rowlett, TX (US)

(72) Inventors: **Andrew Stephen Langner**, Wimberely, TX (US); **Randall Garrison Mathews**, Rowlett, TX (US)

(**) Term: **15 Years**

(21) Appl. No.: **29/588,325**

(22) Filed: **Dec. 20, 2016**

(51) **LOC (11) Cl.** **07-01**

(52) **U.S. Cl.**
USPC **D7/300**

(58) **Field of Classification Search**
USPC D6/329, 334, 339, 349, 355, 716;
D10/107; D21/678, 701, 702, 801, 803,
D21/814, 837; D7/300
CPC B67D 3/00; B67D 3/0054; B67D 1/00;
A63H 33/00; A63H 33/006
See application file for complete search history.

(56) **References Cited**

U.S. PATENT DOCUMENTS

D246,702 S *	12/1977	Thornley	D10/107
D277,884 S *	3/1985	Offutt	D21/702
D408,643 S *	4/1999	Edwards	D6/373
D436,258 S *	1/2001	Donaldson	D6/339
6,776,378 B1 *	8/2004	Yu	A47B 73/00 211/74
D572,918 S *	7/2008	Viets	D6/337
D592,270 S *	5/2009	Cobb	D21/835
D609,301 S *	2/2010	Cirjak	D21/803
D630,259 S *	1/2011	Lu	D12/130
D639,886 S *	6/2011	Cirjak	D21/811
D694,029 S *	11/2013	Yeh	D6/339
D707,779 S *	6/2014	Elson	D21/814
D741,975 S *	10/2015	Rademacher	D21/801

D743,496 S *	11/2015	Koehler	D21/803
D769,672 S *	10/2016	Gallagher	D7/397
D775,890 S *	1/2017	Gallagher	D7/397
2016/0318750 A1 *	11/2016	McIntyre	C12H 1/14

OTHER PUBLICATIONS

Dispenser| Floating Basketball Hoop| posted at community.homedepot.com, posted on Mar. 30, 2012, © 2000-2017 Amazon.com, [online], [site visited Sep. 8, 2017]. Available from Internet, <URL:> (Year: 2012).*

(Continued)

Primary Examiner — Daniel Bui

Assistant Examiner — Andrew Kerr

(74) *Attorney, Agent, or Firm* — Dunlap Bennett & Ludwig PLLC; Brendan E. Squire

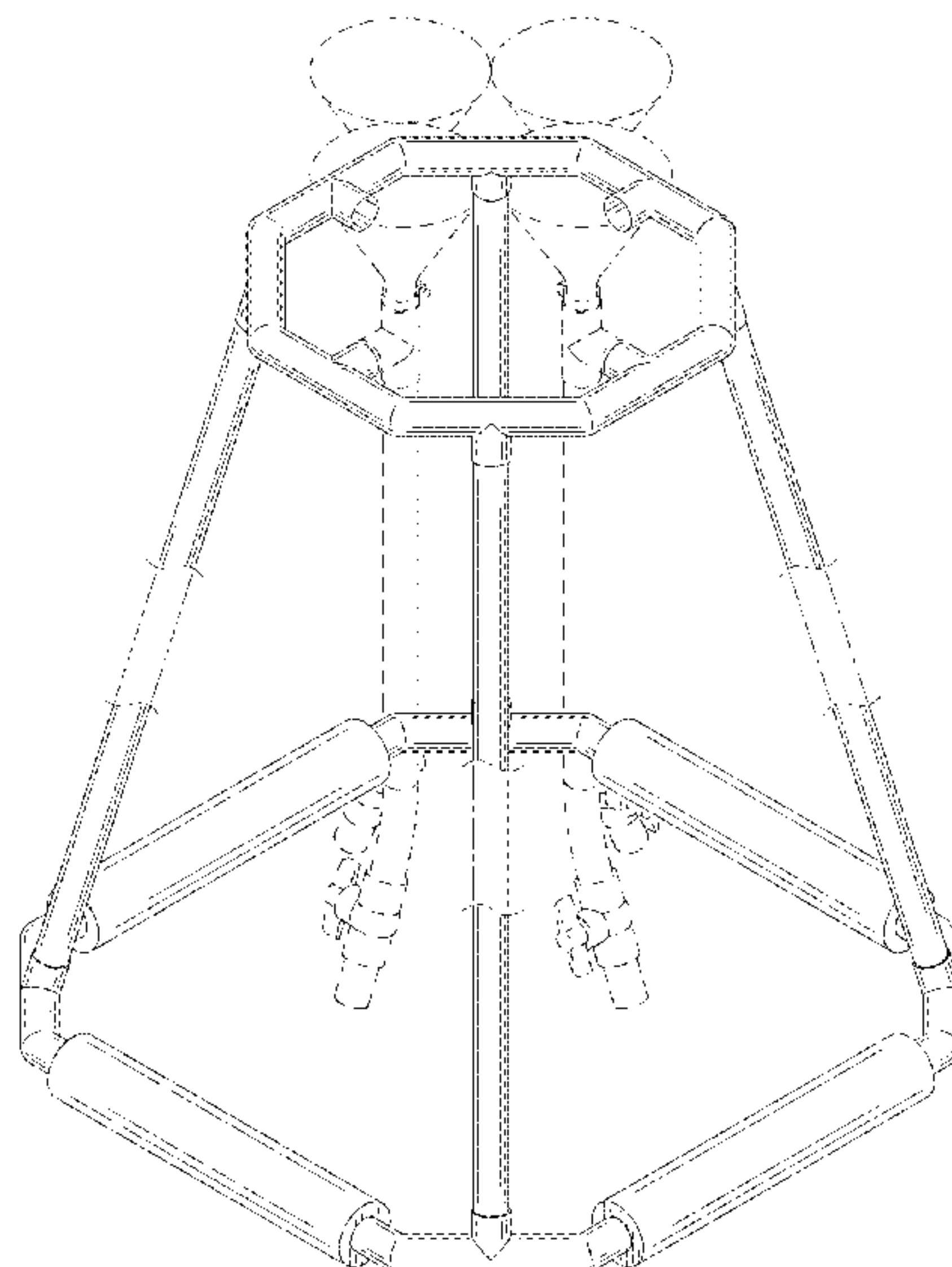
(57) **CLAIM**

The ornamental design for a floating fluid dispenser, as shown and described.

DESCRIPTION

FIG. 1 is a top front perspective view of the floating fluid dispenser showing our new design; FIG. 2 is a front elevation view of the floating fluid dispenser, with the rear, right, and left elevation views being a mirror image thereof; FIG. 3 is a top plan view thereof; and, FIG. 4 is a bottom plan view thereof. The broken lines shown in the drawings illustrate portions of the floating fluid dispenser that form no part of the claimed design. The floating fluid dispenser is shown with a symbolic break in its height. The appearance of any portion of the article between the break lines forms no part of the claimed design.

1 Claim, 4 Drawing Sheets



(56)

References Cited

OTHER PUBLICATIONS

Dispenser| DIY Floating Basketball Hoop| posted at instructables.com, comments posted on Jul. 14, 2016, © 2017 Autodesk Inc., [online], [site visited Oct. 11, 2017]. Available from Internet, <URL: <http://www.instructables.com/id/DIY-Floating-Basketball-Hoop/>> (Year: 2014).*

Dispenser| Floating Basketball Hoop| posted at community.homedepot.com, posted on Mar. 30, 2012, © 2000-2017 Amazon.com, [online], [site visited Sep. 8, 2017]. Available from Internet, <URL: <http://community.homedepot.com/howto/Discussion-Detail/Building-a-Floating-Basketball-Hoop-906500000008MJ>>. *

* cited by examiner

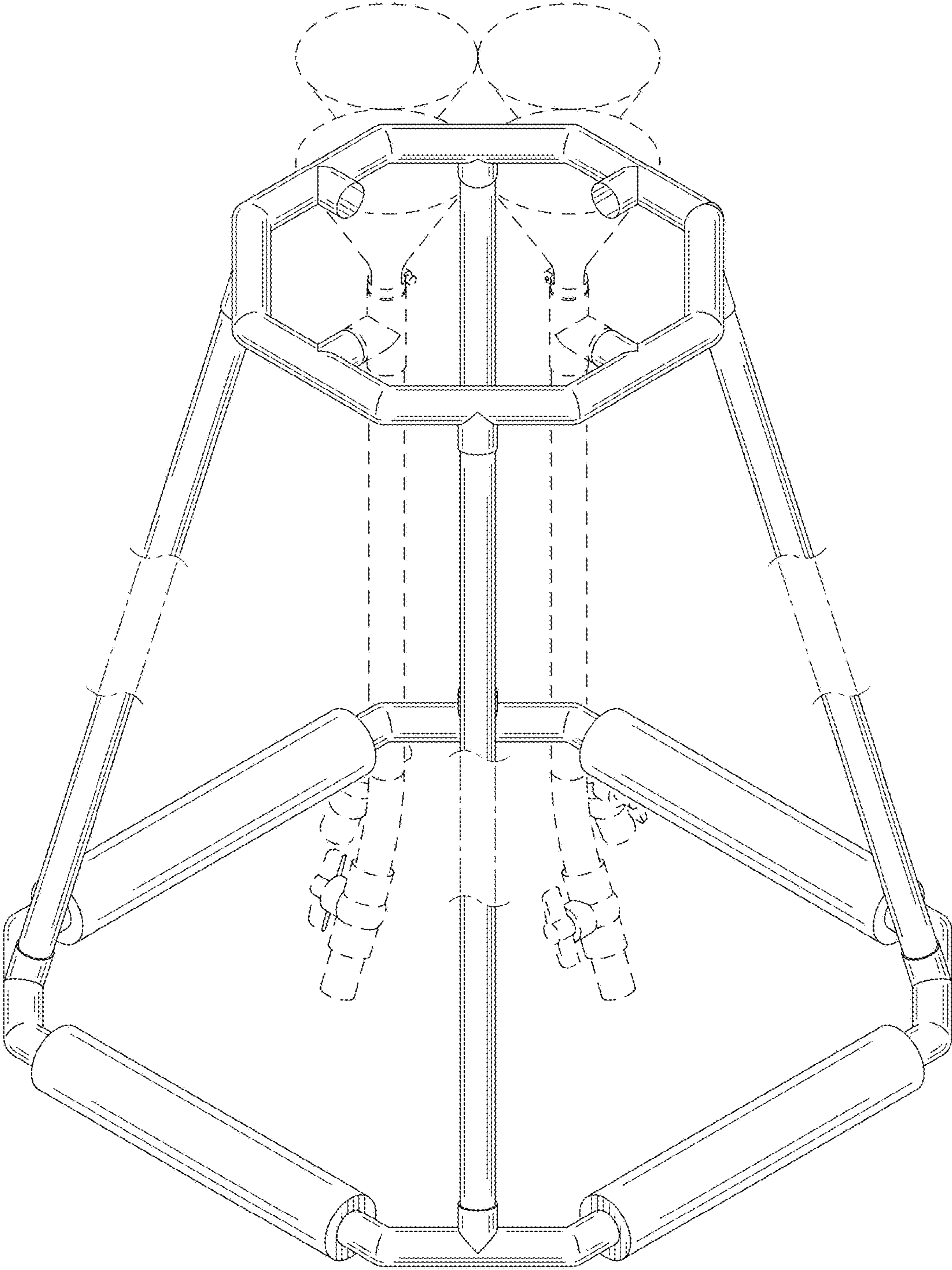


FIG.1

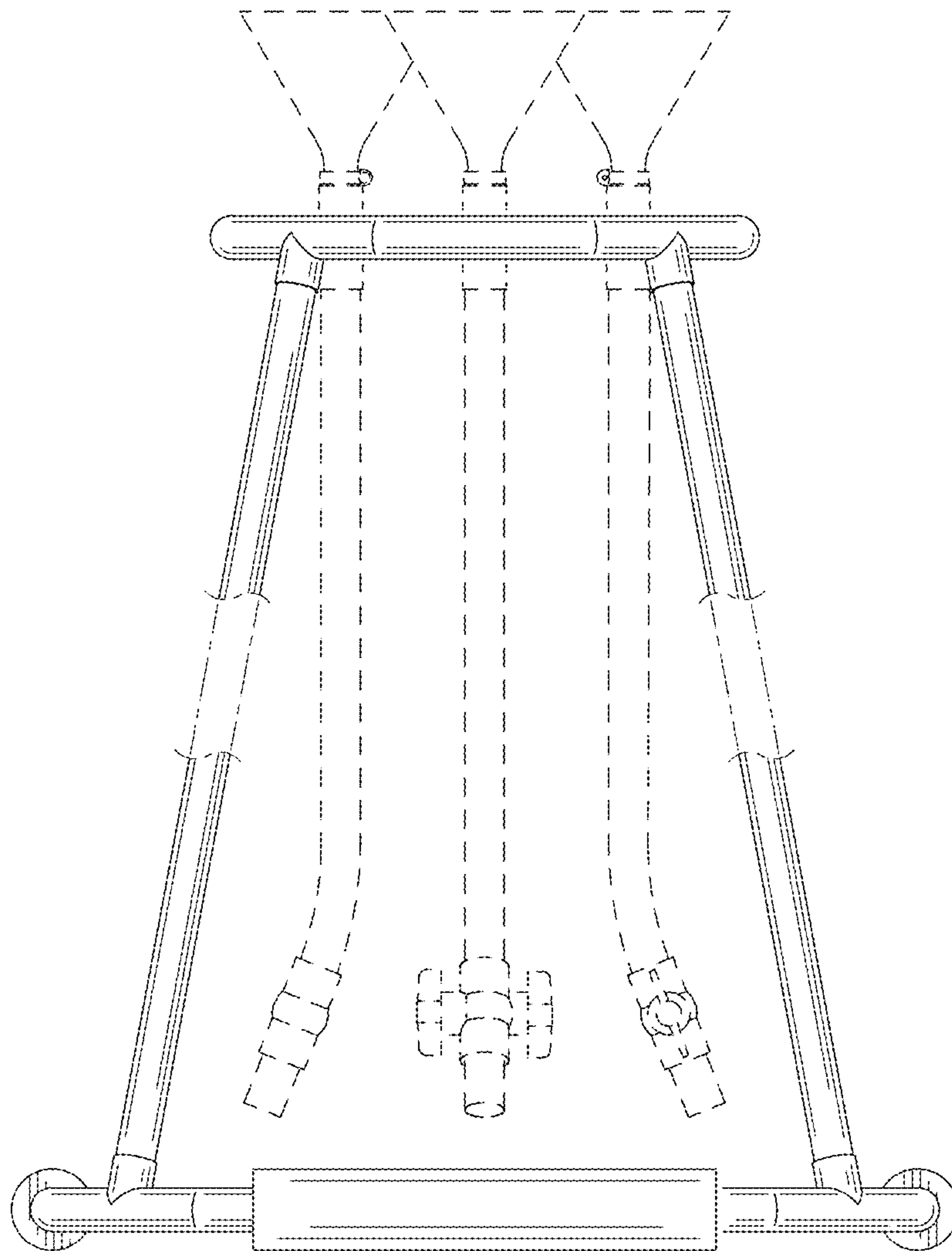


FIG.2

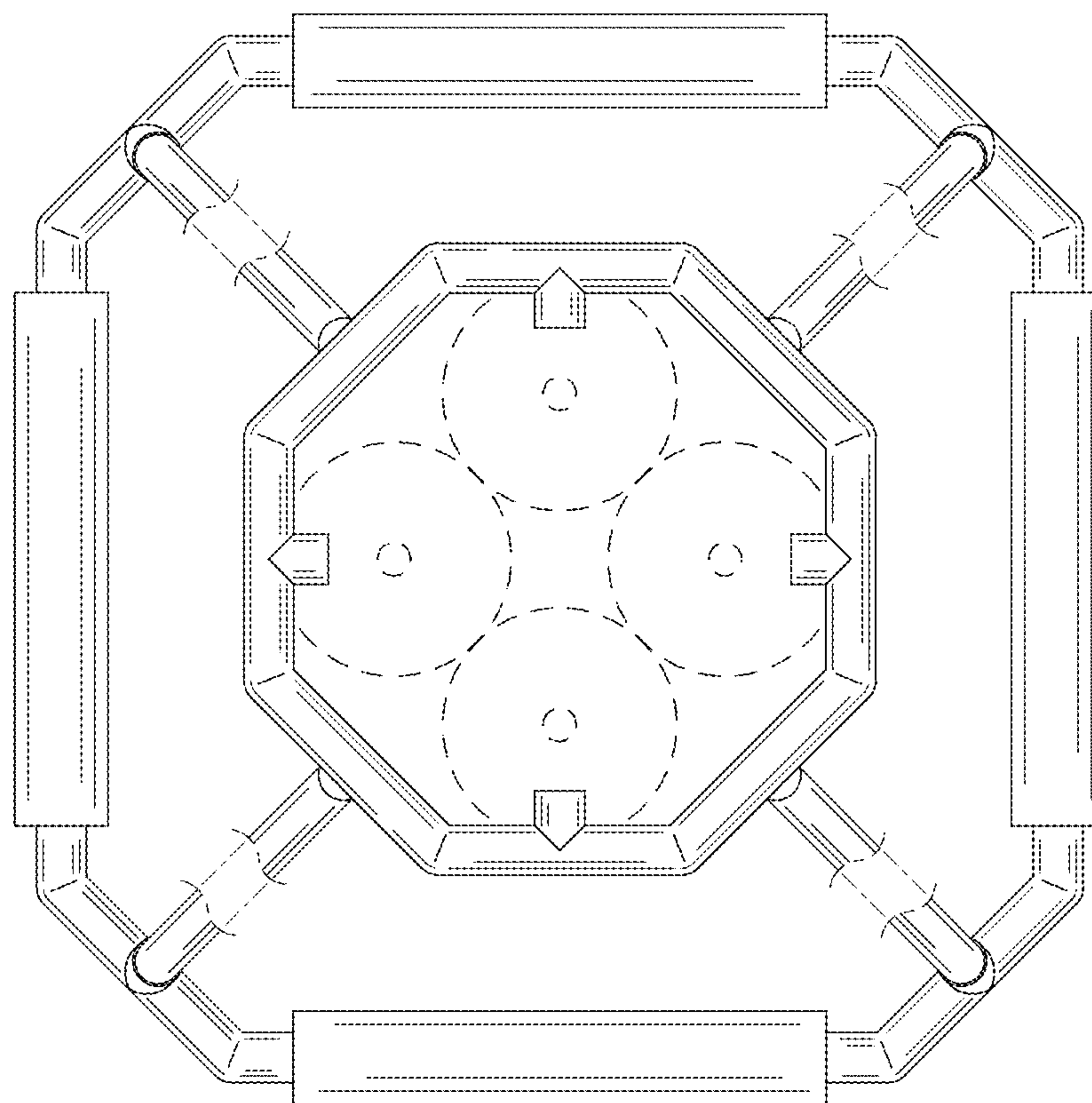


FIG.3

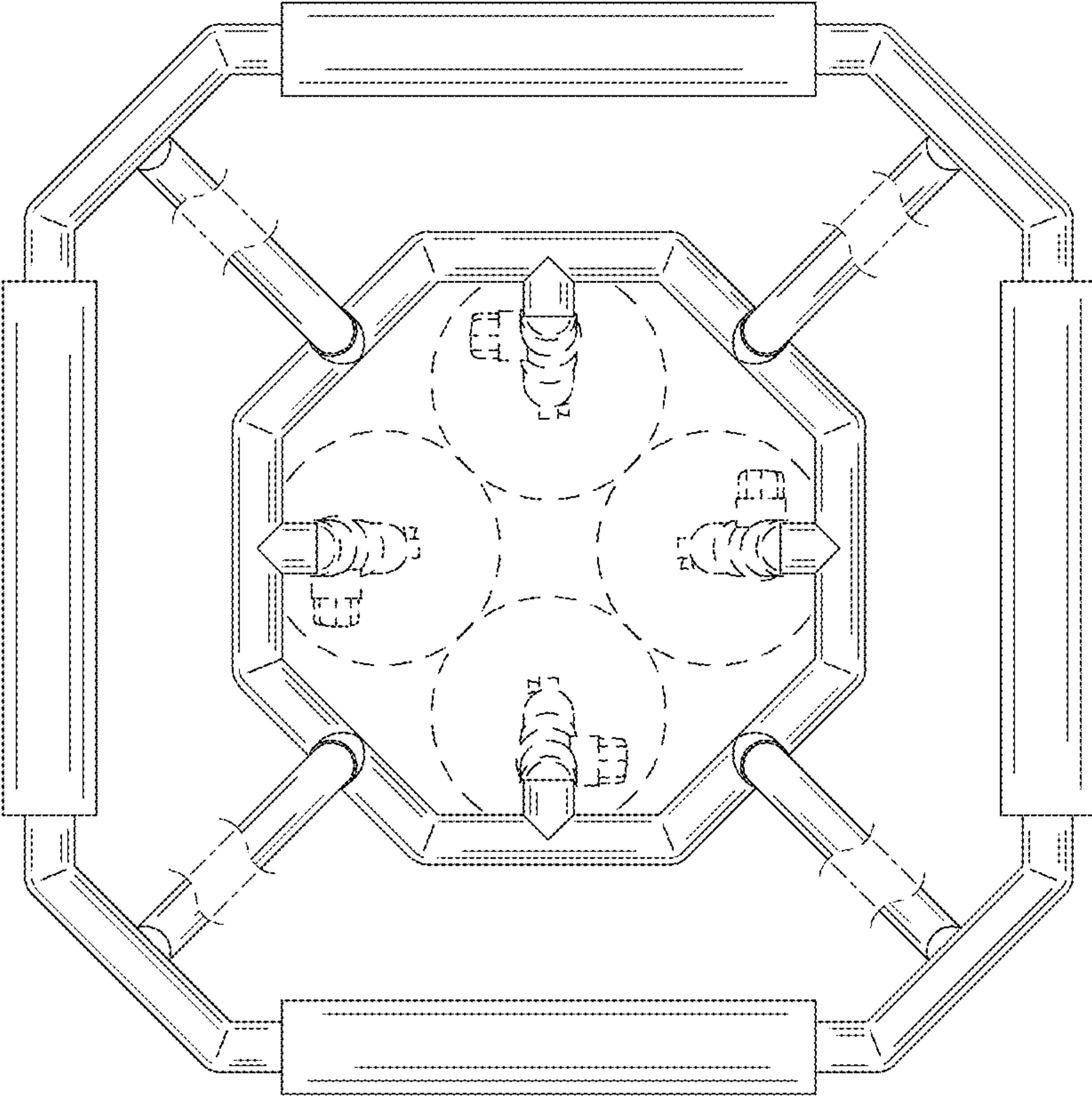


FIG.4