

US00D812388S

(12) **United States Design Patent** (10) **Patent No.:** **US D812,388 S**
Sondell (45) **Date of Patent:** **** Mar. 13, 2018**

(54) **SEAT**

A47C 7/18; A47C 7/54; A47C 7/62;
A47C 7/70; A47C 7/744; A47C 7/185;
Y10T 29/49826

(71) Applicant: **CHINA-EURO VEHICLE TECHNOLOGY AKTIEBOLAG**,
Gothenburg (SE)

See application file for complete search history.

(72) Inventor: **Ewa Sondell**, Torslanda (SE)

(56) **References Cited**

(73) Assignee: **CHINA-EURO VEHICLE TECHNOLOGY**, Gothenburg (SE)

U.S. PATENT DOCUMENTS

(**) Term: **15 Years**

(21) Appl. No.: **29/577,919**

(22) Filed: **Sep. 16, 2016**

(30) **Foreign Application Priority Data**

Mar. 17, 2016 (EM) DM/089 953

(51) **LOC (11) Cl.** **06-01**

(52) **U.S. Cl.**
USPC **D6/356**

(58) **Field of Classification Search**

USPC D6/333, 334, 344, 348, 356, 360-366,
D6/368, 369-371, 374, 377, 380, 381,
D6/708, 716; D12/52; D11/184;
D21/521, 534-539, 674, 676, 687, 688,
D21/690, 828; D23/292; D30/118
CPC ... B64D 11/06; B64D 11/064; B64D 11/0601;
B64D 11/0602; B64D 11/0606; B64D
11/0604; B64D 11/0605; B64D 11/0641;
B64D 11/0638; B64D 11/0643; B64D
11/0644; B64D 11/0647; B60N 2/01;
B60N 2/583; B60N 2/4221; B60N
2/4606; B60N 2/7011; A47C 1/036;
A47C 1/037; A47C 1/02; A47C 1/14;
A47C 1/16; A47C 1/143; A47C 1/146;
A47C 1/0342; A47C 3/12; A47C 4/03;
A47C 4/024; A47C 5/12; A47C 7/26;
A47C 7/506; A47C 7/021; A47C 7/16;

4,826,249	A *	5/1989	Bradbury	B60N 2/4415 297/452.41
D315,255	S *	3/1991	Beermann	D6/333
D321,095	S *	10/1991	Bockwoldt	D6/356
D330,118	S *	10/1992	Lanius	D6/356
D354,629	S *	1/1995	Chapman	D6/334
5,826,938	A *	10/1998	Yanase	B60R 21/207 280/728.3
D506,084	S *	6/2005	Beermann	D6/356
D535,485	S *	1/2007	Moburg	D6/356
7,393,005	B2 *	7/2008	Inazu	B60N 2/5825 280/728.2
D574,619	S *	8/2008	Maezono	D6/356
D723,821	S *	3/2015	Kondou	D6/356
9,505,324	B2 *	11/2016	McMillen	B60N 2/449
9,566,888	B2 *	2/2017	Kolich	B60N 2/0232

(Continued)

Primary Examiner — Kevin K Rudzinski

Assistant Examiner — Paul D Bohannon

(74) *Attorney, Agent, or Firm* — Lee & Hayes, PLLC

(57) **CLAIM**

The ornamental design for a seat, as shown and described.

DESCRIPTION

FIG. 1 is a perspective view of a seat, taken from the front.
FIG. 2 is a front view of the seat of FIG. 1.
FIG. 3 is a back view of the seat of FIG. 1.
FIG. 4 is a left-side view of the seat of FIG. 1.
FIG. 5 is a right-side view of the seat of FIG. 1.
FIG. 6 is a top view of the seat of FIG. 1; and,
FIG. 7 is a bottom view of the seat of FIG. 1.

1 Claim, 7 Drawing Sheets



(56)

References Cited

U.S. PATENT DOCUMENTS

2003/0071500 A1* 4/2003 Dinkel A47C 4/54
297/284.1
2011/0163583 A1* 7/2011 Zhong B60N 2/62
297/337
2014/0035330 A1* 2/2014 Henshaw B60N 3/002
297/174 R
2016/0214511 A1* 7/2016 McMillen B60N 2/449
2016/0347221 A1* 12/2016 Hayashi B60N 2/5816
2016/0347222 A1* 12/2016 Uno B60N 2/665

* cited by examiner



FIG. 1

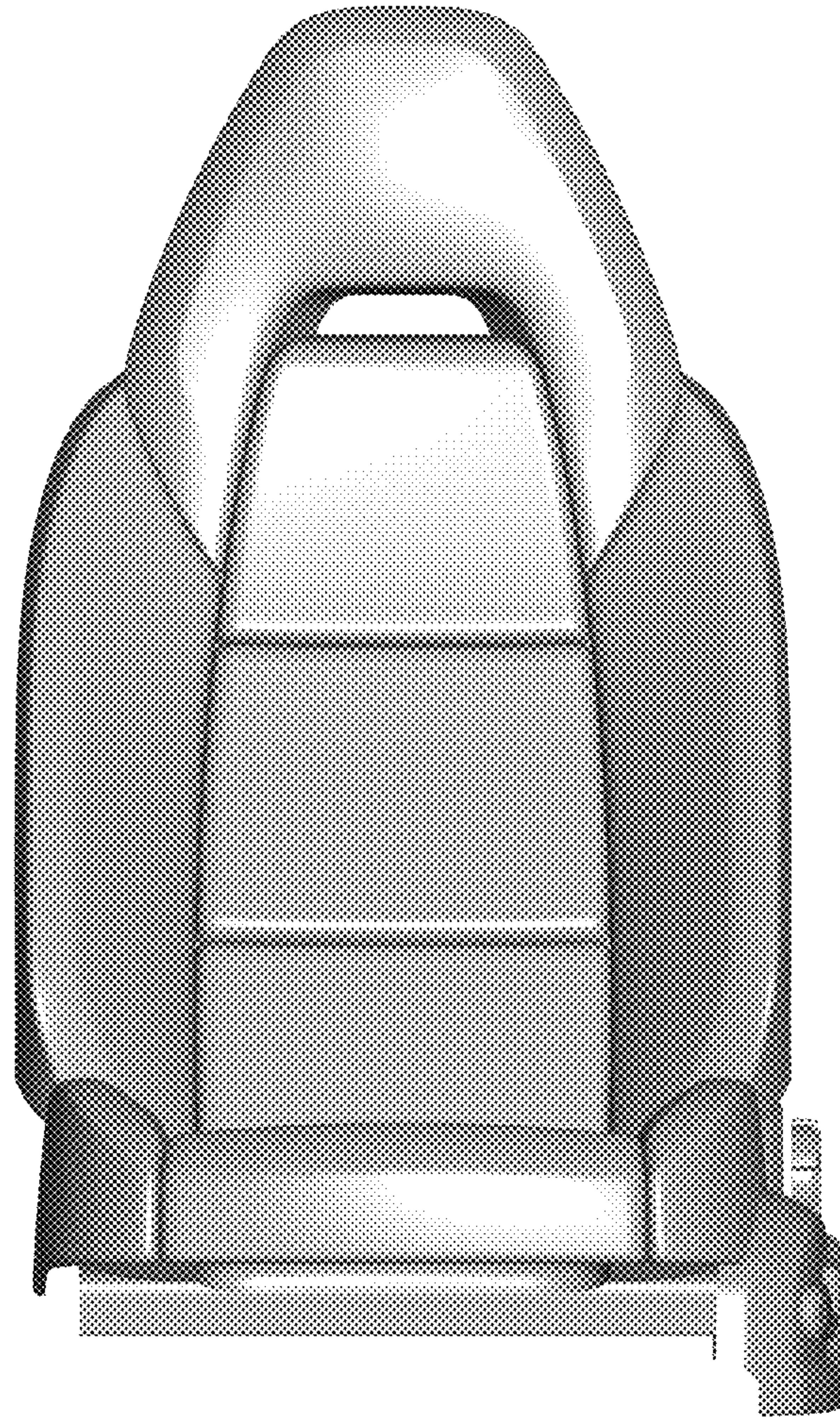


FIG. 2



FIG. 3

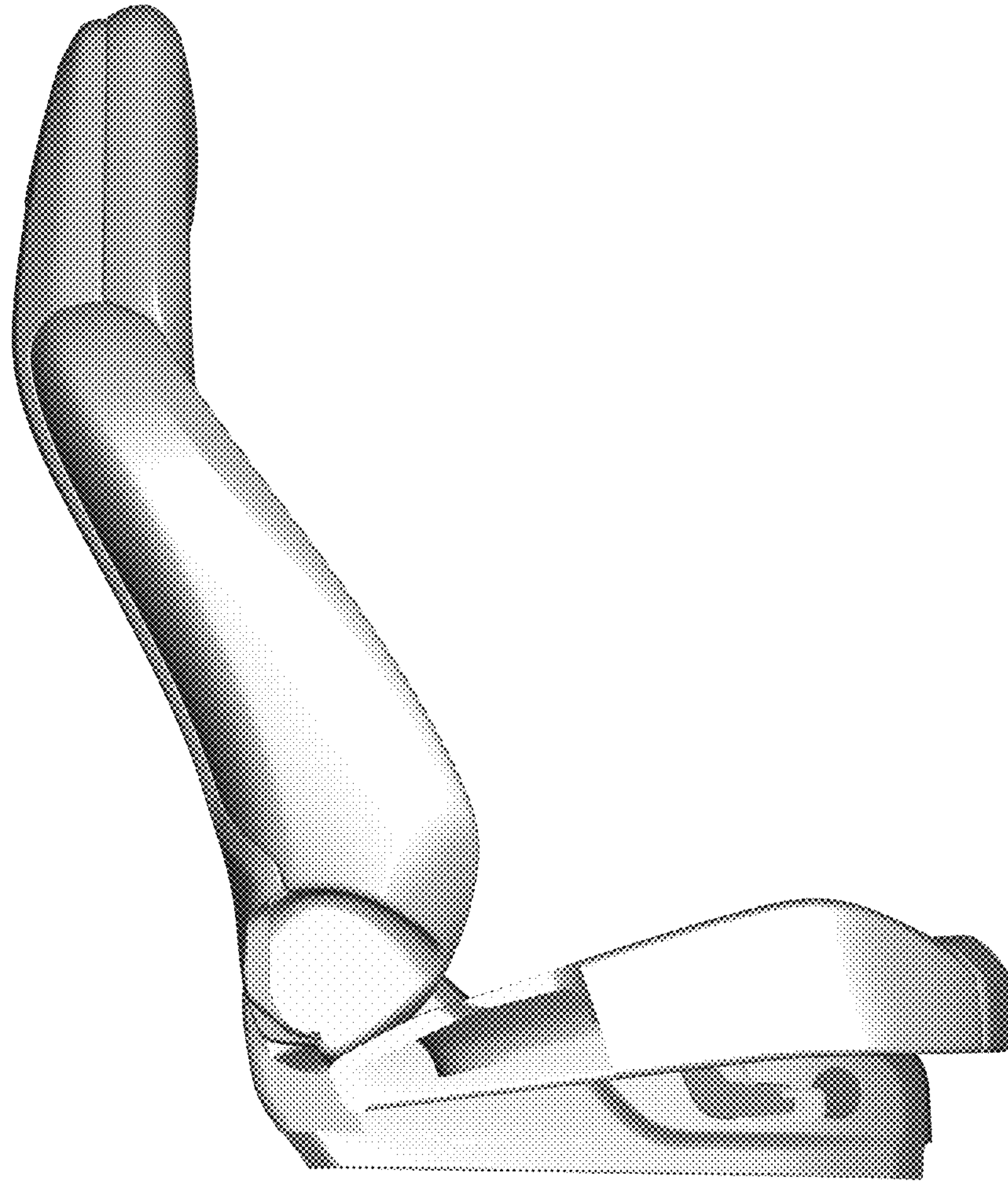


FIG. 4




FIG. 5




FIG. 6




FIG. 7