



US00D812385S

(12) **United States Design Patent**
Obenauf

(10) **Patent No.:** **US D812,385 S**
(45) **Date of Patent:** **** Mar. 13, 2018**

(54) **GARMENT CARRIER AND SUPPORT DEVICE**

(71) Applicant: **Marya Obenauf**, Fresno, CA (US)

(72) Inventor: **Marya Obenauf**, Fresno, CA (US)

(**) Term: **15 Years**

(21) Appl. No.: **29/539,347**

(22) Filed: **Sep. 14, 2015**

D297,074	S	*	8/1988	Burke	D3/328
4,824,156	A		4/1989	Greene		
D300,882	S	*	5/1989	Olson	D3/328
D304,992	S	*	12/1989	Matthies	D8/40
5,069,090	A	*	12/1991	Clark	B67B 7/44
						7/105
D334,316	S	*	3/1993	Daniel	D6/315
5,405,067	A		4/1995	Huges		
D358,094	S	*	5/1995	DeGiacomo, Jr.	294/137
5,441,323	A	*	8/1995	Goddard	A45F 5/1026
						294/137
D362,371	S	*	9/1995	Williams	D7/622
D369,470	S	*	5/1996	Suggs, Sr.	294/143

(Continued)

Related U.S. Application Data

(63) Continuation-in-part of application No. 14/852,788, filed on Sep. 14, 2015, now Pat. No. 9,360,158.

(51) **LOC (11) Cl.** **08-06**

(52) **U.S. Cl.**
USPC **D6/315**

(58) **Field of Classification Search**
USPC D3/293, 315, 328; D8/71-73, 81, 96, D8/313, 315, 354, 373, 382, 294, 40, 59, D8/63, 97, 303, 309, 311, 314, 367, 89; D6/315, 317, 323, 325, 328, 513, 553, D6/556, 567; D9/710, 739, 455
CPC A47F 5/10; A47G 29/083; A47G 25/1457; A45F 2005/1033; A45F 5/102; A45F 5/10; A45F 5/1026; F16B 13/06
See application file for complete search history.

(56) **References Cited**

U.S. PATENT DOCUMENTS

3,327,913	A	*	6/1967	Hanson	A47G 25/28
						223/95
3,799,416	A	*	3/1974	Schmaltz	A45F 5/10
						248/214
4,029,212	A		6/1977	Uadiski		
4,153,189	A		5/1979	Hughes		
4,278,177	A		7/1981	Fahmi		
4,709,954	A		12/1987	Beyda et al.		

Primary Examiner — John Windmuller

Assistant Examiner — Melvin L Davis

(74) *Attorney, Agent, or Firm* — Richard A. Ryan

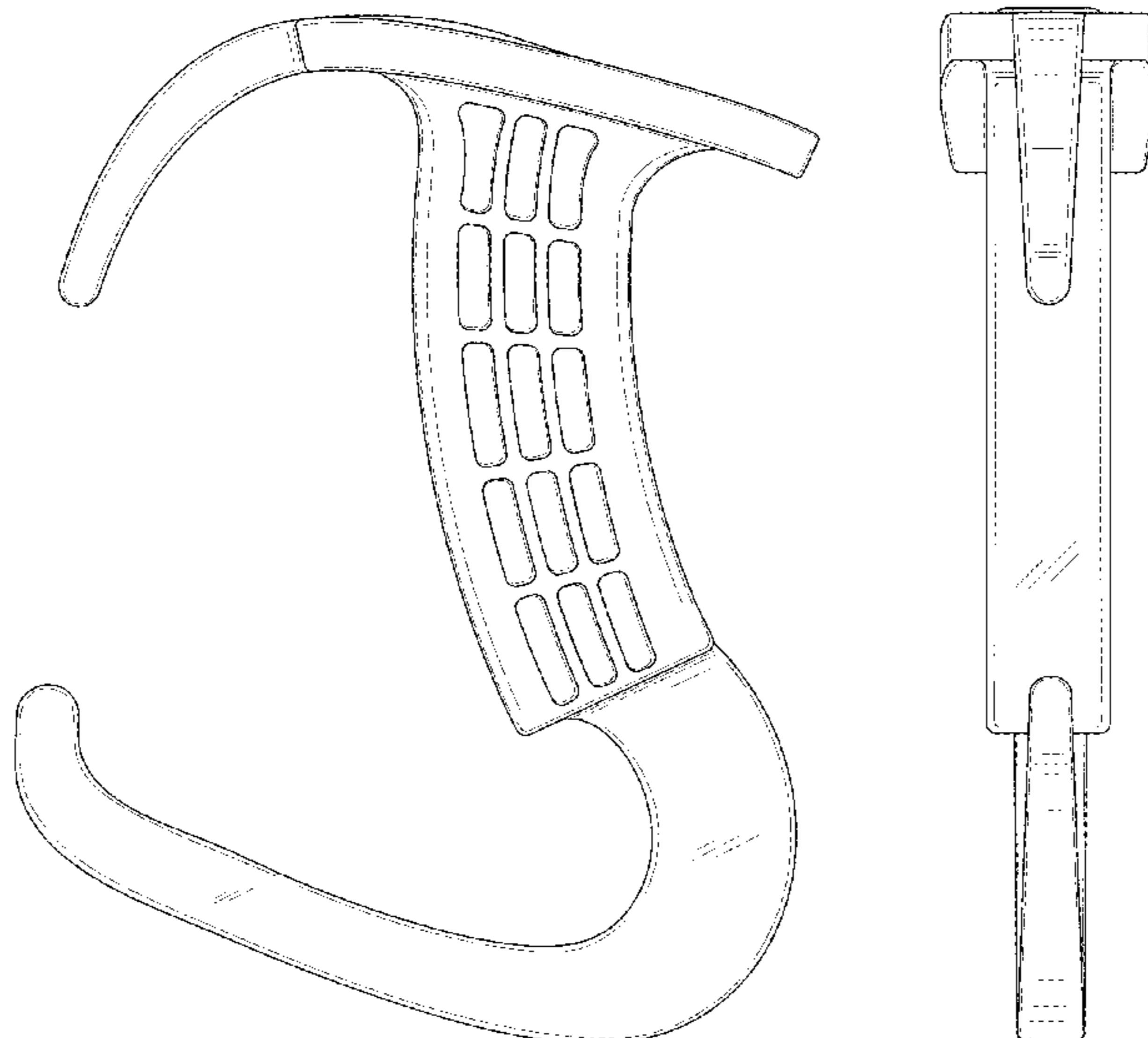
(57) **CLAIM**

The ornamental design for a garment carrier and support device, as shown and described.

DESCRIPTION

FIG. 1 is a right side view of the new design for the garment carrier and support device of the present invention, with the left side view thereof being the same;
FIG. 2 is a top view of the garment carrier and support device of FIG. 1;
FIG. 3 is a bottom view of the garment carrier and support device of FIG. 1;
FIG. 4 is a front view of the garment carrier and support device of FIG. 1;
FIG. 5 is a back view of the garment carrier and support device of FIG. 1; and,
FIG. 6 is a right side view of the garment carrier and support device of FIG. 1 shown with a user's hand positioned around the handle grip thereof, with the hand shown in broken lines. The evenly broken lines represent parts of the article that form no part of the claimed design.

1 Claim, 4 Drawing Sheets



(56)

References Cited

U.S. PATENT DOCUMENTS

D374,622 S * 10/1996 Winborne 294/137
 D378,167 S 2/1997 Jones, Jr.
 5,620,127 A 4/1997 MacKenzie
 D380,670 S * 7/1997 Blocker D9/434
 D385,788 S * 11/1997 Risser 294/137
 5,729,872 A * 3/1998 Ginocchio F16L 3/23
 5,797,166 A * 8/1998 Wagenheim A45F 5/1026
 16/443
 5,833,184 A 11/1998 Scola
 5,957,518 A 9/1999 Elliott
 5,971,458 A 10/1999 Contreras et al.
 6,003,918 A 12/1999 Hulyk
 D422,867 S * 4/2000 Forbes 294/137
 D429,607 S * 8/2000 Prim D7/622
 D440,147 S 4/2001 Rimback
 D463,127 S * 9/2002 Haertzen D3/328

D471,792 S * 3/2003 Hong D8/382
 D498,592 S * 11/2004 Kelley D3/328
 D514,418 S * 2/2006 Critelli D8/96
 D520,362 S * 5/2006 Powell D9/434
 D576,474 S * 9/2008 Given D8/367
 D583,155 S * 12/2008 Melfi D3/328
 D595,133 S * 6/2009 Lewis D7/622
 D596,859 S * 7/2009 Castaline D3/328
 D604,592 S * 11/2009 Given D8/367
 D607,327 S * 1/2010 Harlan D9/455
 D610,851 S * 3/2010 Trub D6/327
 D622,121 S * 8/2010 Weinberg D8/72
 8,136,856 B2 * 3/2012 Schwanbeck B66C 1/34
 294/82.1
 D682,075 S * 5/2013 Pierce D8/367
 D682,076 S * 5/2013 Pierce D8/367
 8,777,037 B2 * 7/2014 Knopow B05B 7/2443
 134/172
 D719,001 S * 12/2014 Robinson D8/73
 9,360,158 B1 * 6/2016 Obenauf F16M 13/06

* cited by examiner

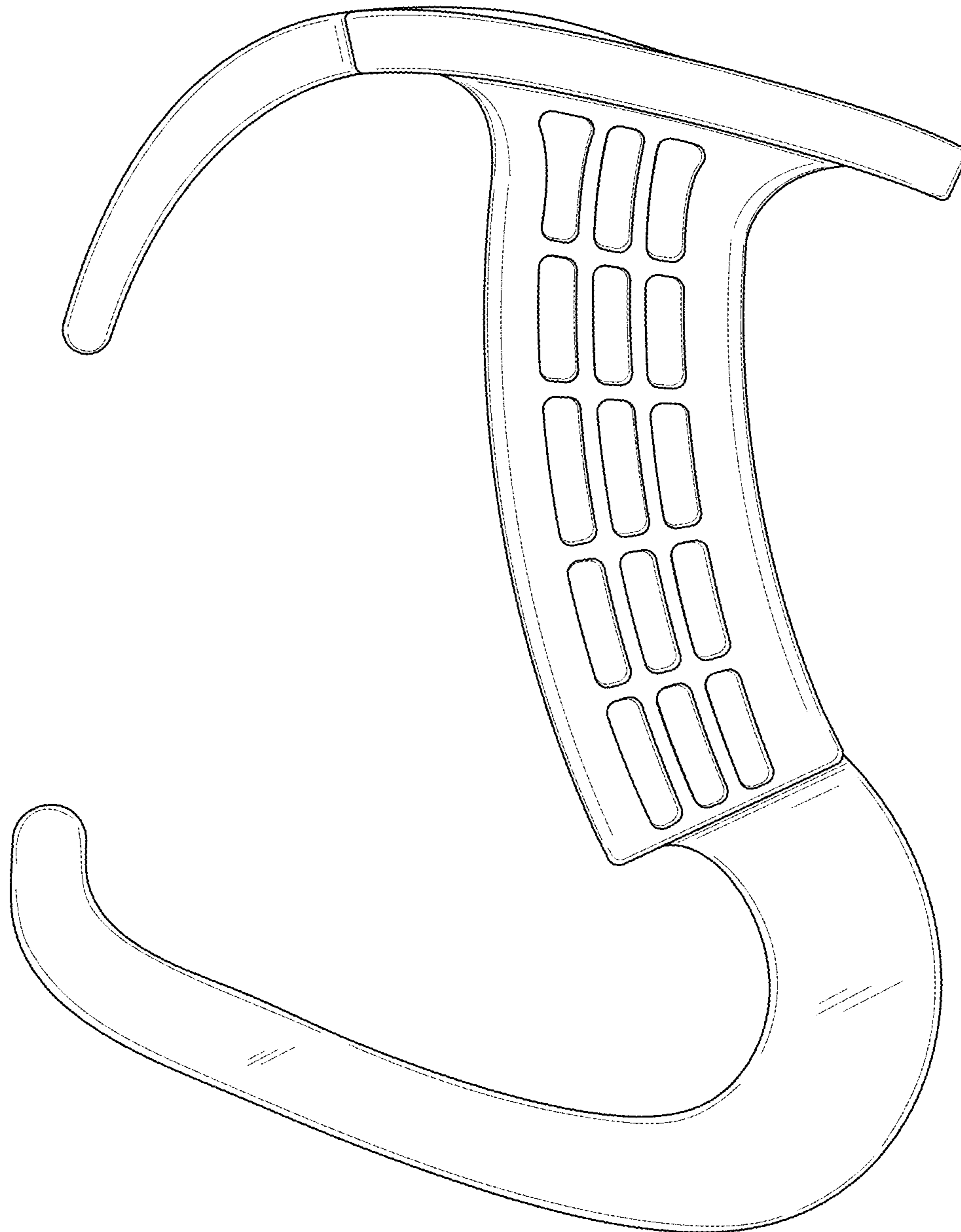


FIG. 1

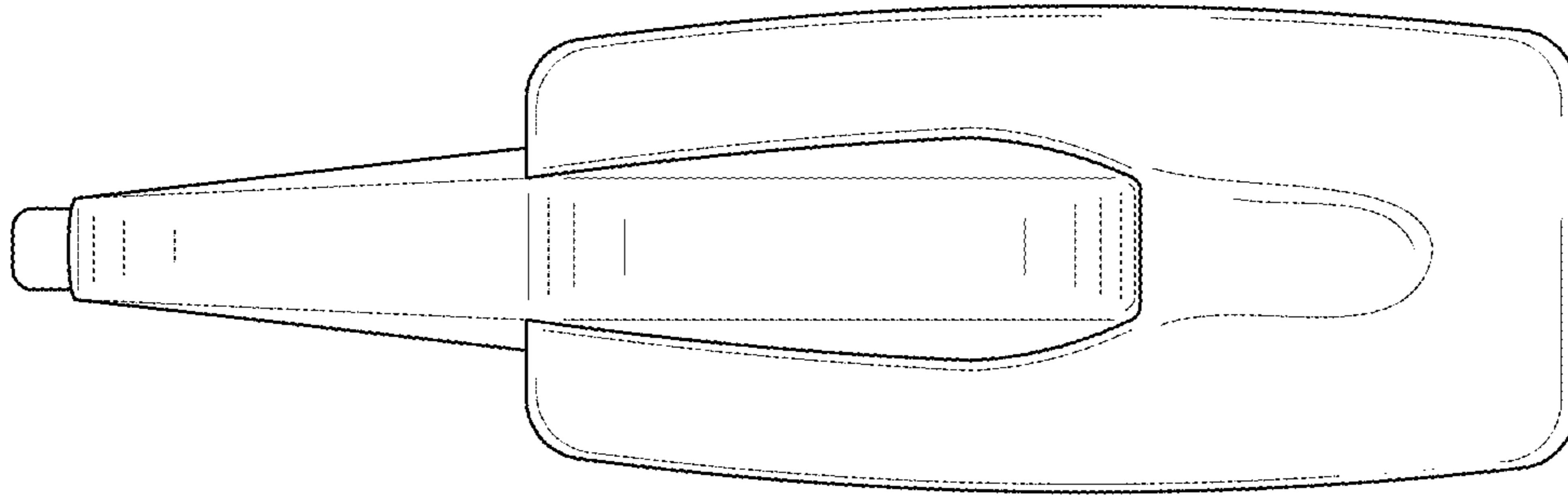


FIG. 2

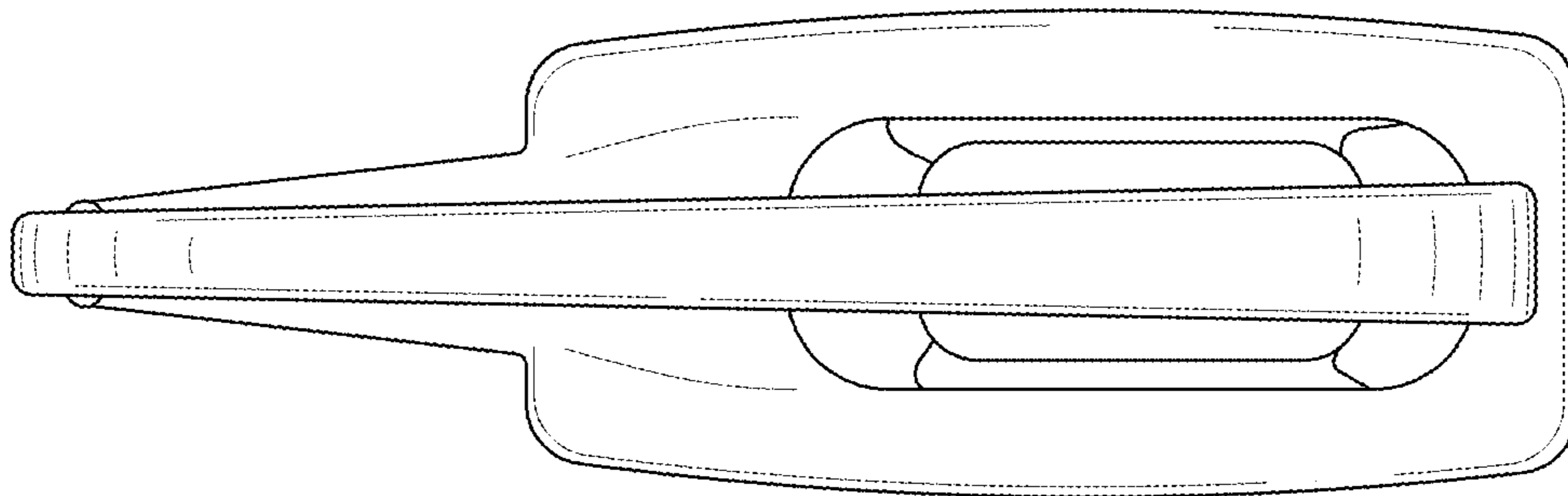


FIG. 3

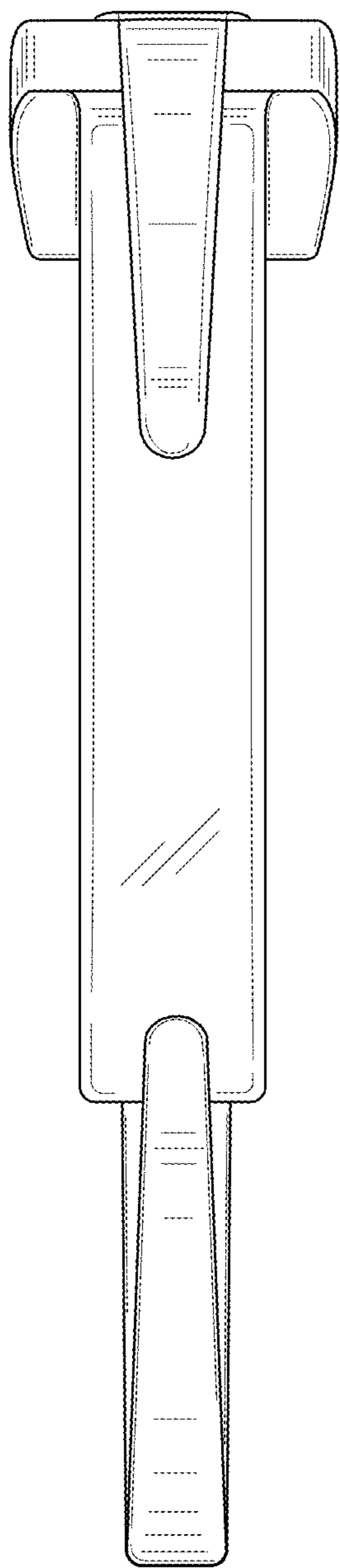


FIG. 4

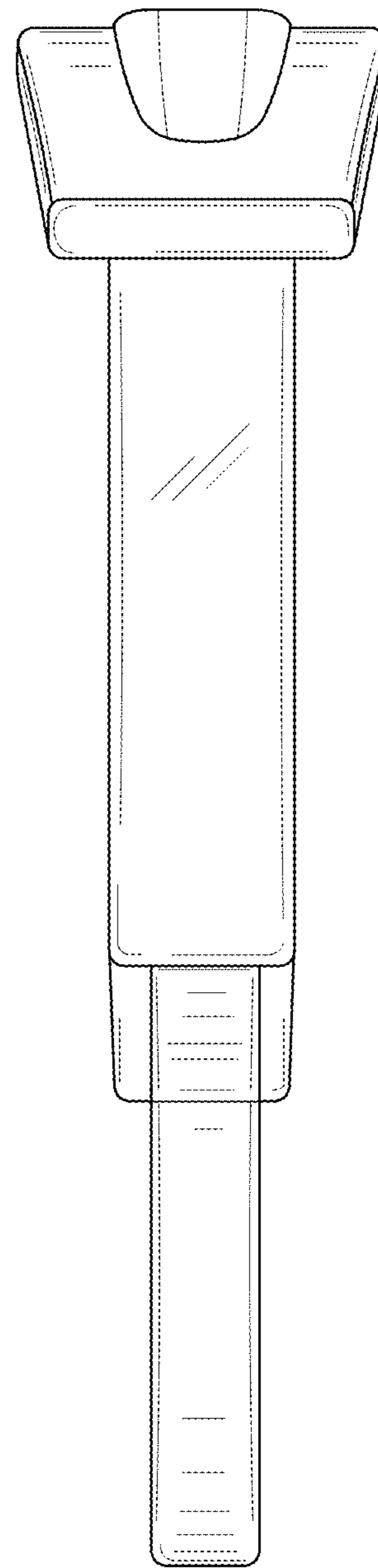


FIG. 5

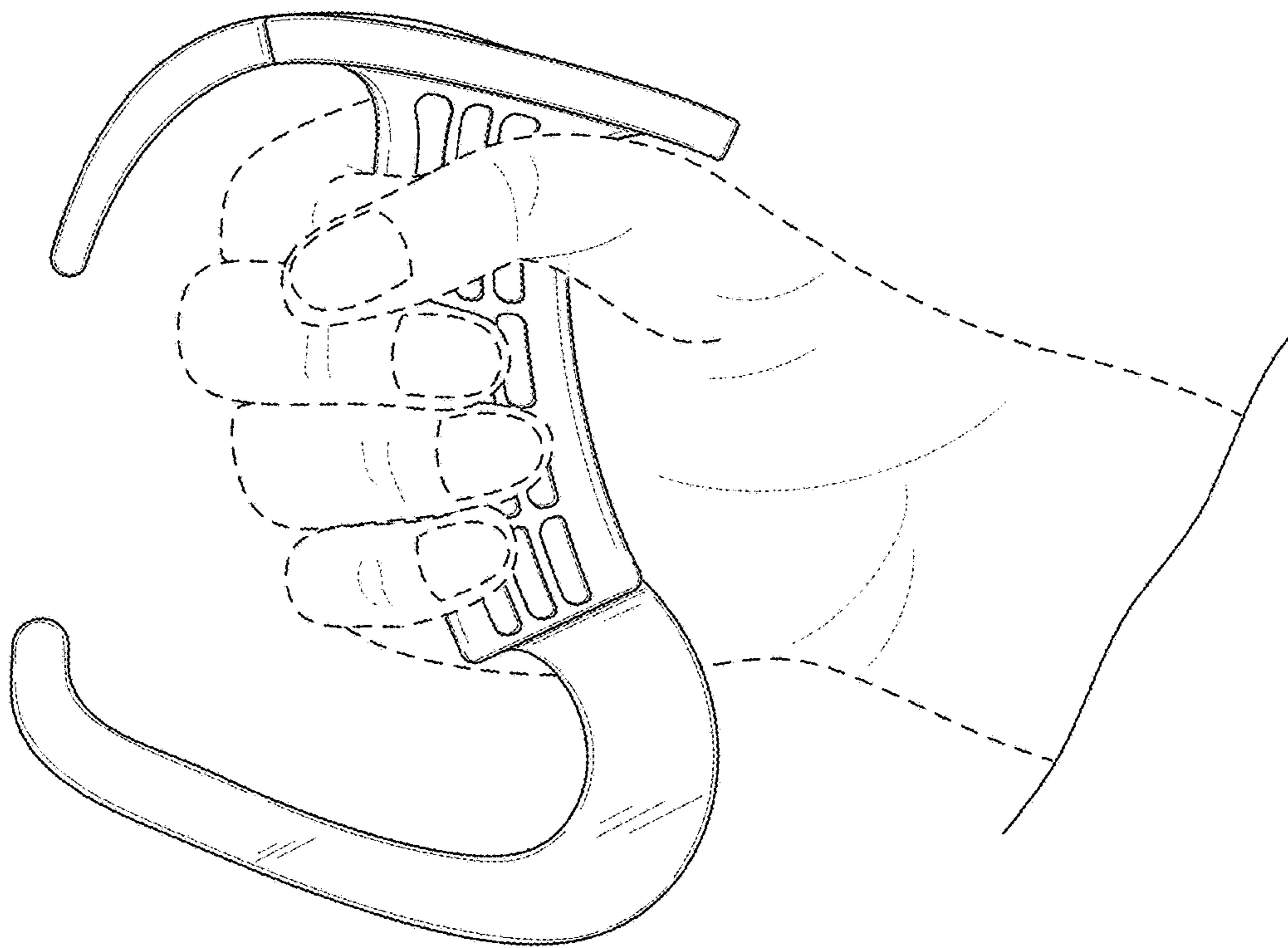


FIG. 6