



US00D812378S

(12) **United States Design Patent** (10) **Patent No.:** **US D812,378 S**
DeRicco (45) **Date of Patent:** **** Mar. 13, 2018**

(54) **TOOTHBRUSH** 3,378,870 A * 4/1968 Matsunaga A46B 11/0003
15/104.94
(71) Applicant: **Salvatore P. DeRicco**, W. Harrison, NY 3,754,295 A 8/1973 Hyman
(US) 4,150,457 A 4/1979 Larson
(72) Inventor: **Salvatore P. DeRicco**, W. Harrison, NY 4,408,920 A * 10/1983 Walther A46B 3/005
(US) 4,463,470 A 8/1984 Willis 132/325
(Continued)

(**) Term: **15 Years**
(21) Appl. No.: **29/585,540**
(22) Filed: **Nov. 25, 2016**

FOREIGN PATENT DOCUMENTS

DE 2354287 A1 5/1975
FR 1210939 A 3/1960
(Continued)

Related U.S. Application Data

(63) Continuation of application No. 29/516,103, filed on Jan. 29, 2015, now abandoned.
(51) **LOC (11) Cl.** **04-02**
(52) **U.S. Cl.**
USPC **D4/110**
(58) **Field of Classification Search**
USPC D1/106, 199; D4/100-104, 108-111,
D4/127, 128, 132-136, 138, 199;
D24/119, 146, 180; D30/158, 159
CPC A46B 5/00; A46B 2200/1066; A46B
2200/1073; A46B 2200/1086
See application file for complete search history.

OTHER PUBLICATIONS

Indian Office Action dated Oct. 14, 2015, in connection with corresponding Indian Design Application No. 273989 (11 pgs.).

Primary Examiner — Susan E Krakower
Assistant Examiner — L. A. Grabenstetter
(74) *Attorney, Agent, or Firm* — Maier & Maier, PLLC

(57) **CLAIM**

The ornamental design for a toothbrush, as shown and described.

DESCRIPTION

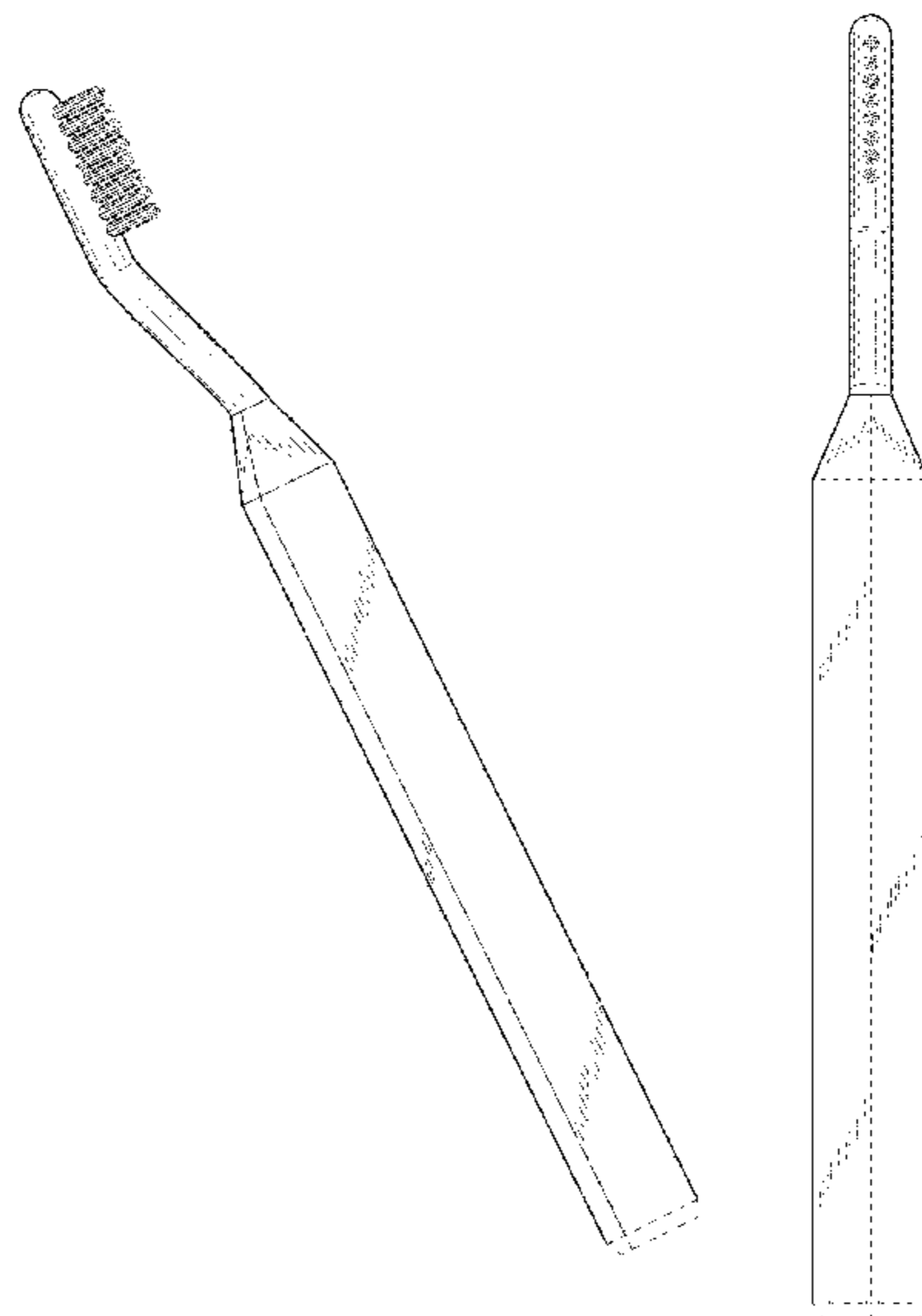
FIG. 1 is a top, left side, and front perspective view of a first embodiment of a toothbrush, showing my design;
FIG. 2 is a front elevation view thereof;
FIG. 3 is a left side elevation view thereof;
FIG. 4 is a rear elevation view thereof;
FIG. 5 is a right side elevation view thereof;
FIG. 6 is a front and left side perspective view thereof;
FIG. 7 is a top plan view thereof; and,
FIG. 8 is a bottom plan view thereof.
The broken line showing in the Figures illustrates a portion of the toothbrush which forms no part of the claimed design.

(56) **References Cited**

U.S. PATENT DOCUMENTS

D100,125 S * 6/1936 Rominger 15/167.1
2,304,319 A * 12/1942 Saltzman A46B 5/02
15/143.1
D144,275 S * 3/1946 Vandeventer 15/184
2,630,812 A * 3/1953 Dendy A46B 11/0006
15/105
D184,965 S 4/1959 Schotland
2,986,766 A * 6/1961 Landis A46B 11/0006
222/387
3,343,551 A 9/1967 Anderson

1 Claim, 6 Drawing Sheets



(56)

References Cited

U.S. PATENT DOCUMENTS

4,503,871 A * 3/1985 Mendenhall A46B 5/00
132/311
4,542,552 A 9/1985 d'Argembeau
4,630,326 A 12/1986 Stevens
4,672,706 A * 6/1987 Hill A46B 5/00
15/143.1
4,679,273 A 7/1987 Okin
4,706,322 A 11/1987 Nicolas
4,724,570 A 2/1988 Hitzman
4,752,984 A 6/1988 Moharram
D310,139 S 8/1990 Moharram
5,191,671 A * 3/1993 Rudnick A46B 5/00
15/143.1
5,201,092 A 4/1993 Colson
D343,064 S * 1/1994 Reno 4/104
5,325,560 A 7/1994 Pavone et al.
5,345,645 A 9/1994 Page
5,353,464 A * 10/1994 Atkins A46B 5/00
15/143.1
D352,829 S * 11/1994 Perry 4/104
5,459,899 A 10/1995 Bauer
D366,960 S * 2/1996 Crimi 4/104
5,517,712 A * 5/1996 Schiano A46B 5/00
132/309
D370,782 S * 6/1996 Millner D24/146
5,522,109 A 6/1996 Chan
D389,316 S * 1/1998 Travesi D4/108
5,842,247 A 12/1998 Decesare
D407,224 S 3/1999 Wilson et al.

D422,414 S 4/2000 Harada
6,290,417 B1 * 9/2001 Kaminski A46B 7/023
401/123
D462,176 S * 9/2002 Harada D4/104
D482,201 S 11/2003 Long
D501,999 S * 2/2005 Hellmann D4/104
D660,002 S * 5/2012 Smigel D4/104
D663,122 S * 7/2012 Nanda D4/101
D685,192 S * 7/2013 Tronconi D4/132
D795,591 S * 8/2017 DeRicco D4/104
2003/0131433 A1 7/2003 Pavone
2003/0231918 A1 * 12/2003 Han A46B 11/0006
401/17
2004/0178097 A1 * 9/2004 Manchio A46B 5/00
206/361
2006/0280548 A1 * 12/2006 Sharpe A46B 5/0095
401/269
2008/0243179 A1 * 10/2008 Ziv A45D 26/0066
606/211
2008/0301894 A1 12/2008 Wang
2009/0235474 A1 9/2009 Seigel
2010/0296859 A1 * 11/2010 Lerner A46B 11/0003
401/268
2012/0324668 A1 12/2012 Stofko
2014/0143968 A1 5/2014 De Ricco

FOREIGN PATENT DOCUMENTS

JP 58084120 U 6/1983
JP 10234472 A 9/1998

* cited by examiner

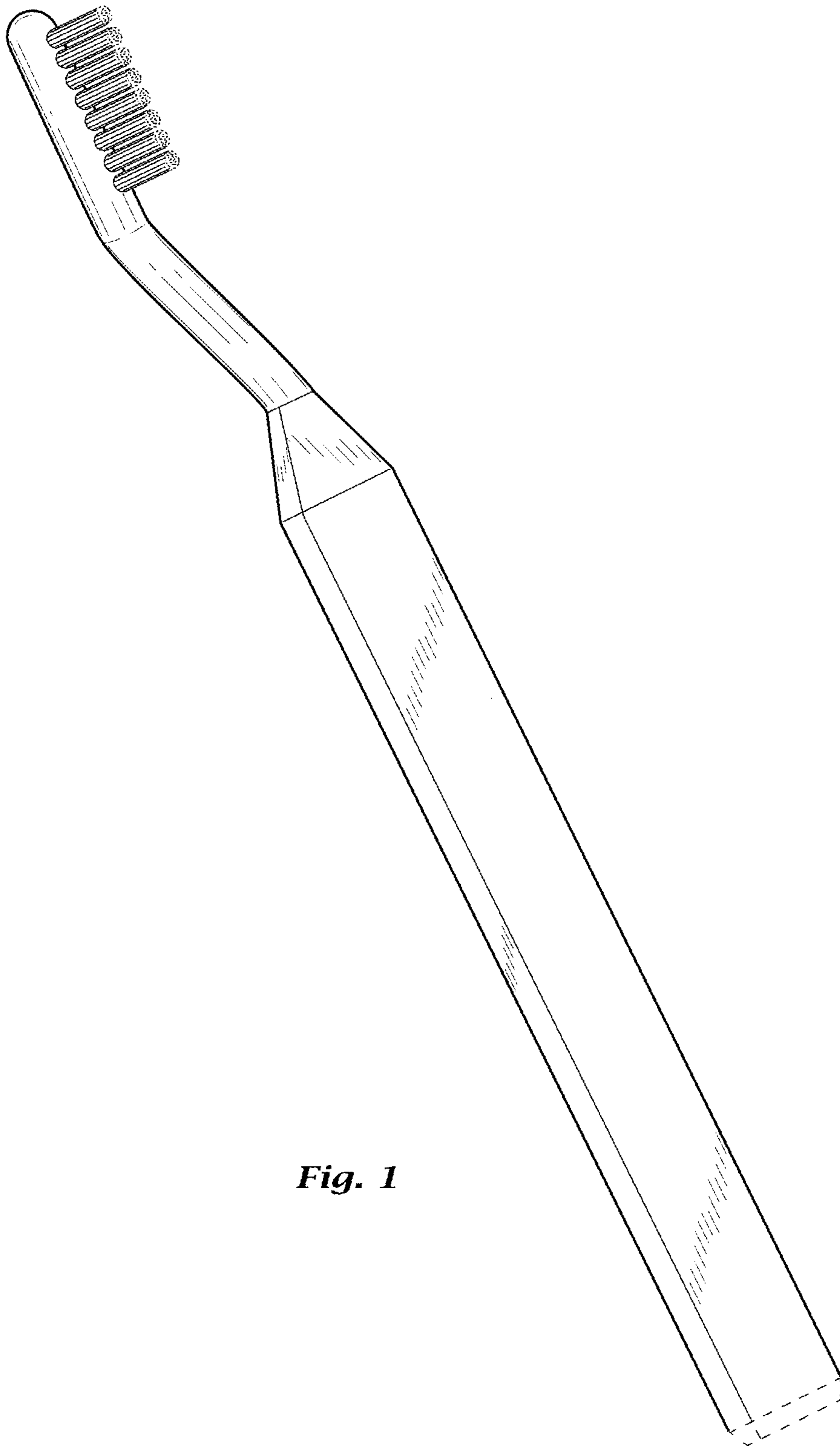


Fig. 1




Fig. 2

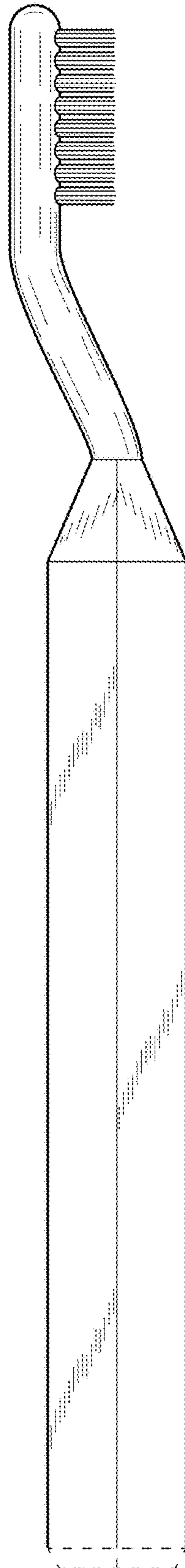


Fig. 3




Fig. 4




Fig. 5




Fig. 6

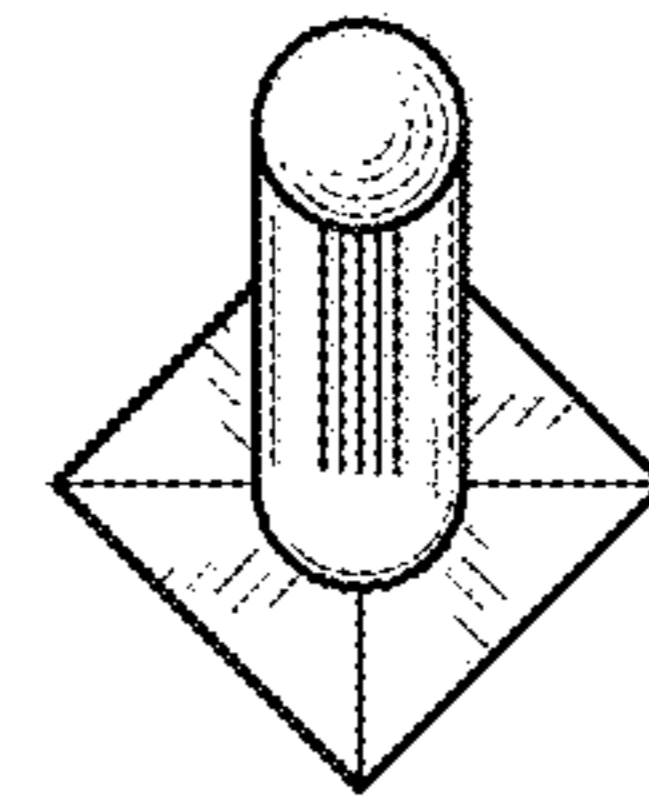


Fig. 7

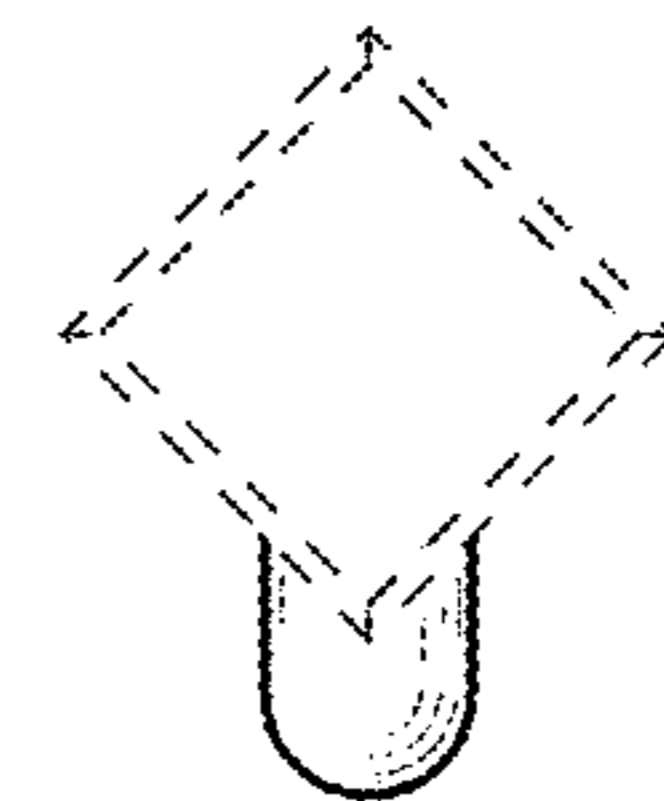


Fig. 8