



US00D812373S

(12) **United States Design Patent**
Hildebrand et al.

(10) **Patent No.:** **US D812,373 S**
(45) **Date of Patent:** **** Mar. 13, 2018**

(54) **CHECK PRESENTER**

(71) Applicant: **American Express Travel Related Services Company, Inc.**, New York, NY (US)

(72) Inventors: **Susan Hildebrand**, Brooklyn, NY (US); **Justin Winslow**, Brooklyn, NY (US)

(73) Assignee: **AMERICAN EXPRESS TRAVEL RELATED SERVICES COMPANY, INC.**, New York, NY (US)

(**) Term: **15 Years**

(21) Appl. No.: **29/586,969**

(22) Filed: **Dec. 8, 2016**

(51) **LOC (11) Cl.** **03-01**

(52) **U.S. Cl.**
USPC **D3/247; D3/300**

(58) **Field of Classification Search**
USPC **D3/247, 249-253, 300**
CPC **A45C 1/06; A45C 3/08**
See application file for complete search history.

(56) **References Cited**

U.S. PATENT DOCUMENTS

D403,152 S	*	12/1998	Parad	D3/201
D695,522 S	*	12/2013	McCallister	D3/300
D725,385 S	*	3/2015	Ming	D3/247
D756,643 S	*	5/2016	DeChant	D3/247

* cited by examiner

Primary Examiner — Holly H Baynham

(74) *Attorney, Agent, or Firm* — Snell & Wilmer L.L.P.

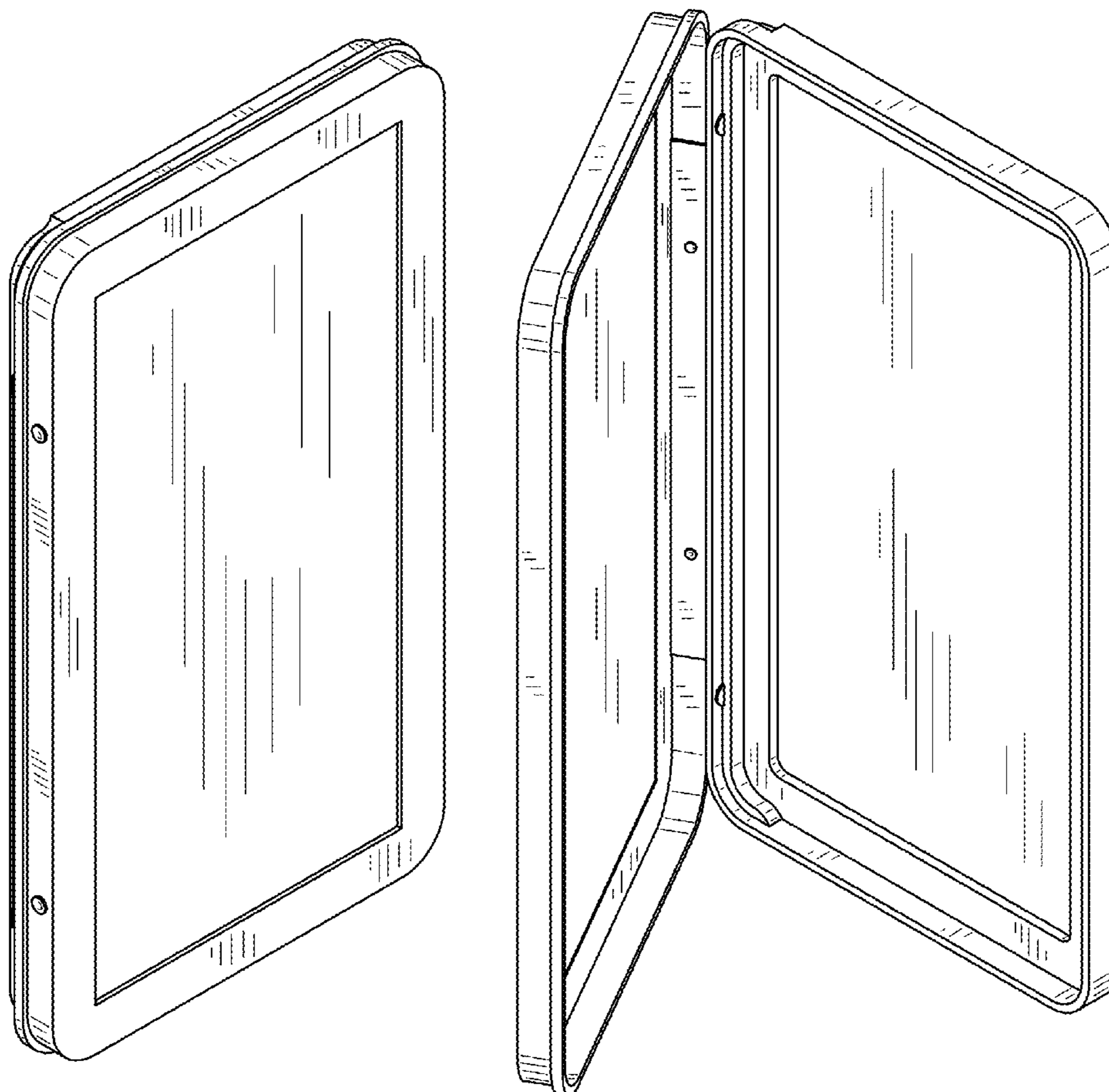
(57) **CLAIM**

The ornamental design for the check presenter, as shown and described.

DESCRIPTION

FIG. 1 is a perspective view of a new ornamental design for a check presenter;
FIG. 2 is a front elevation view thereof;
FIG. 3 is a rear elevation view thereof;
FIG. 4 is left elevation view thereof;
FIG. 5 is a right elevation view thereof;
FIG. 6 is a top plan view thereof;
FIG. 7 is a bottom plan view thereof; and,
FIG. 8 is a perspective view of an interior thereof.

1 Claim, 6 Drawing Sheets






FIG. 1

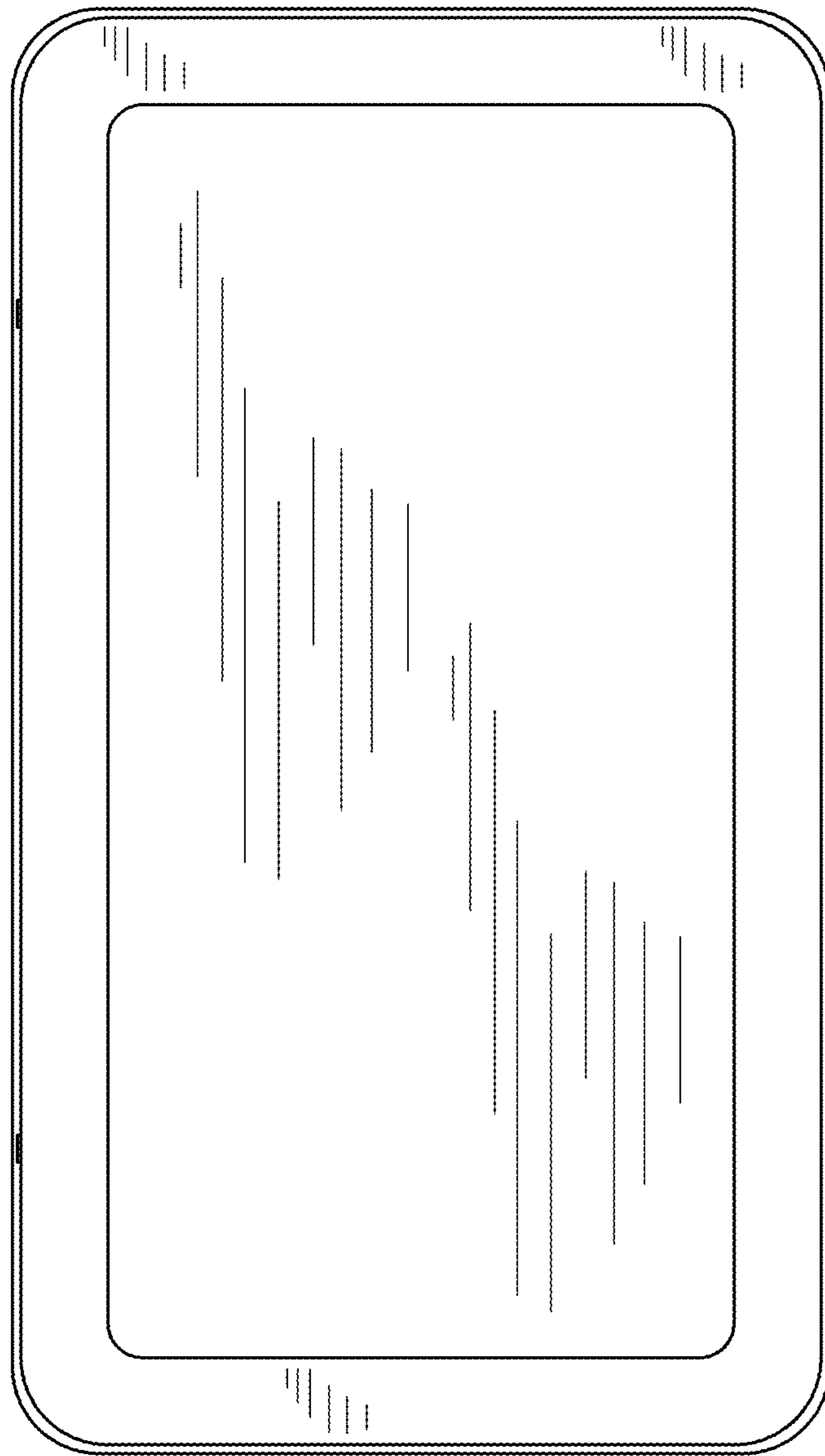


FIG.2




FIG.3




FIG.4

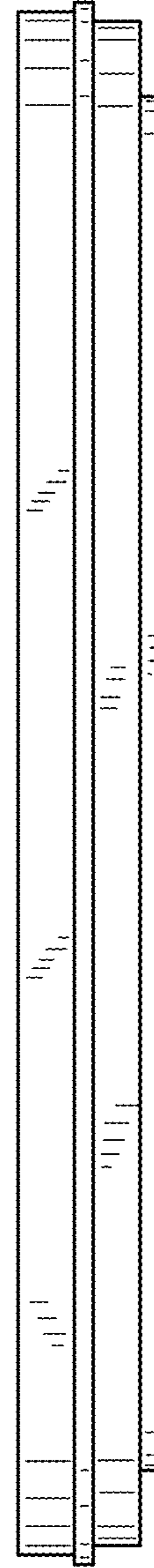


FIG.5




FIG. 6




FIG. 7

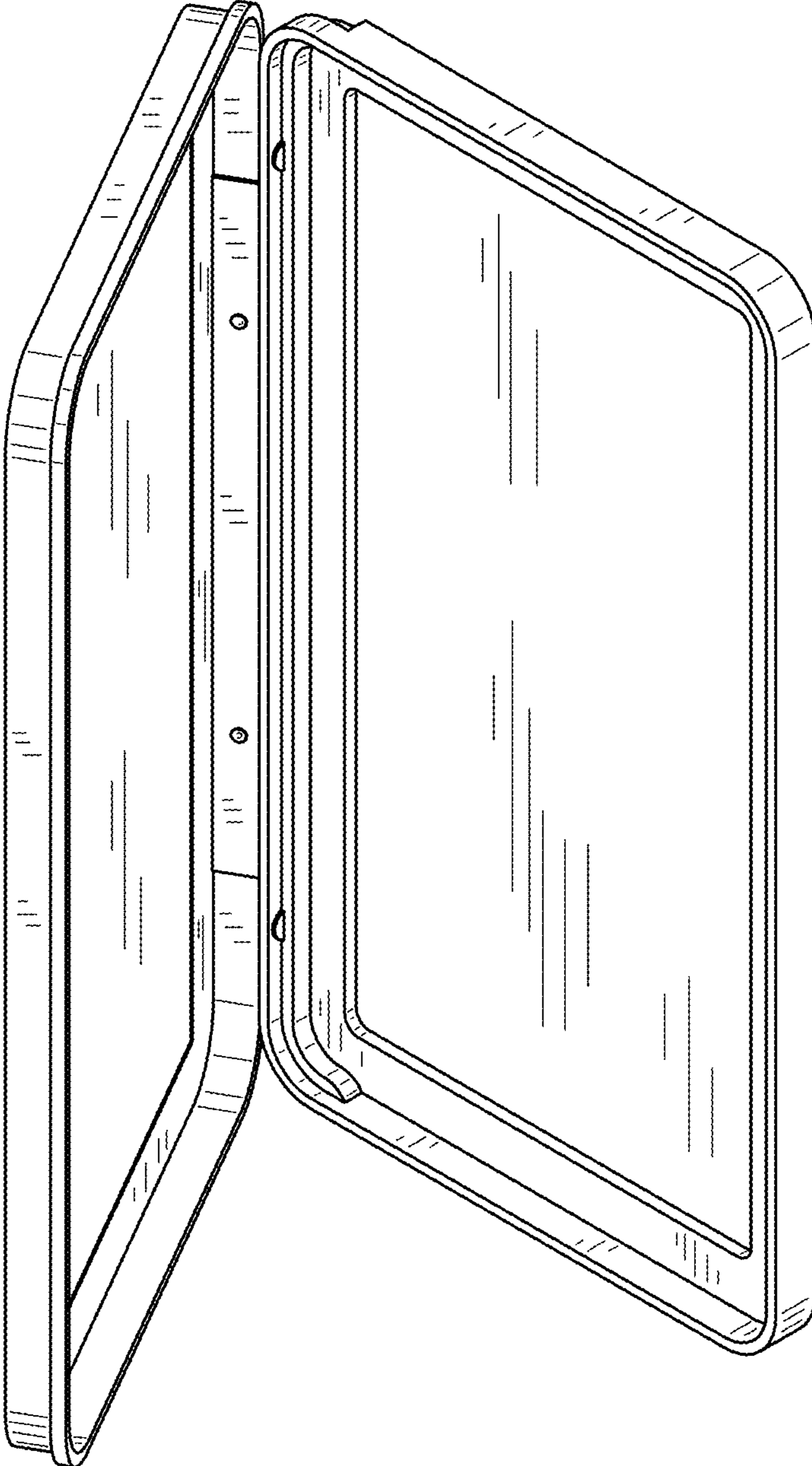


FIG.8