



US00D812372S

(12) **United States Design Patent**
Ettore Tomasetta

(10) **Patent No.:** **US D812,372 S**
(45) **Date of Patent:** **** Mar. 13, 2018**

- (54) **HANDBAG**
- (71) Applicant: **Chloe S.A.S.**, Paris (FR)
- (72) Inventor: **Marco Ettore Tomasetta**, Paris (FR)
- (73) Assignee: **Chole S.A.S.**, Paris (FR)
- (**) Term: **15 Years**
- (21) Appl. No.: **29/596,495**
- (22) Filed: **Mar. 8, 2017**

- D543,360 S 5/2007 Gonzalez
- D564,225 S 3/2008 Morelli
- D572,005 S 7/2008 Castiglioni
- D579,197 S 10/2008 Forte
- D587,451 S 3/2009 Guichot
- D591,043 S 4/2009 Gonzalez
- D594,653 S 6/2009 Ramsey
- D624,750 S 10/2010 Della Valle et al.
- D690,509 S 10/2013 Guichot
- D703,430 S 4/2014 Della Valle et al.
- D709,691 S 7/2014 Ford
- D723,271 S 3/2015 Basha
- D759,963 S 6/2016 Romano
- D782,823 S 4/2017 Salvador
- D784,010 S 4/2017 Dumas

(30) **Foreign Application Priority Data**

Sep. 28, 2016 (EM) 003398528-001-006

- (51) **LOC (11) Cl.** **03-01**
- (52) **U.S. Cl.**
USPC **D3/243**
- (58) **Field of Classification Search**
CPC A45C 1/024; A45C 3/06
See application file for complete search history.

(56) **References Cited**

U.S. PATENT DOCUMENTS

- D128,506 S 7/1941 Sloane et al.
- D134,256 S 11/1942 Lewis
- D170,958 S 12/1953 Aberman
- D264,019 S 4/1982 Schimmel
- D283,081 S 3/1986 Hansen
- D370,341 S 6/1996 Azar et al.
- D387,200 S 12/1997 Kuhn
- D400,705 S 11/1998 Akutsu
- D403,151 S 12/1998 Heredos-Formby
- D487,190 S 3/2004 Galliano
- D491,466 S 6/2004 Man
- D519,737 S 5/2006 Gonzalez
- D533,997 S 12/2006 Jacobs

OTHER PUBLICATIONS

Theory, Whitney bag, published at least earlier than Sep. 28, 2016.

Primary Examiner — Holly H Baynham
(74) *Attorney, Agent, or Firm* — Fross Zelnick Lehrman & Zissu, P.C.; Charles T. J. Weigell, Esq.

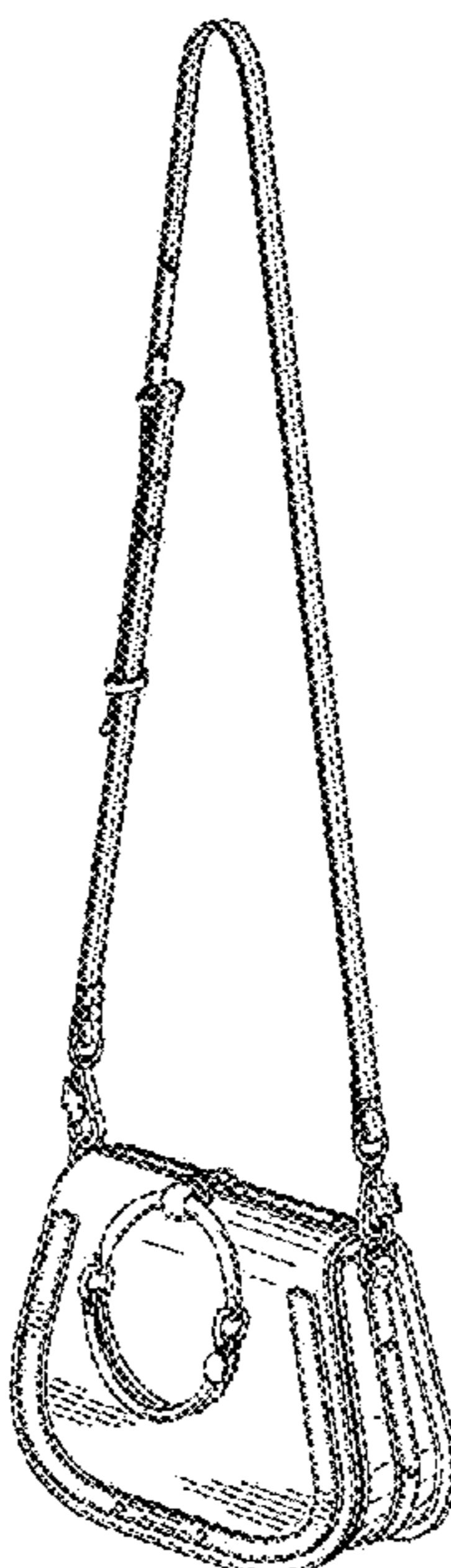
(57) **CLAIM**

The ornamental design for a handbag, as shown and described.

DESCRIPTION

FIG. 1 is a front perspective view of handbag showing my new design;
FIG. 2 is a front view thereof;
FIG. 3 is a back view thereof;
FIG. 4 is a left side view thereof;
FIG. 5 is a right side view thereof;
FIG. 6 is a top view thereof; and,
FIG. 7 is a bottom view thereof.
The dotted lines are understood to represent stitching.

1 Claim, 4 Drawing Sheets



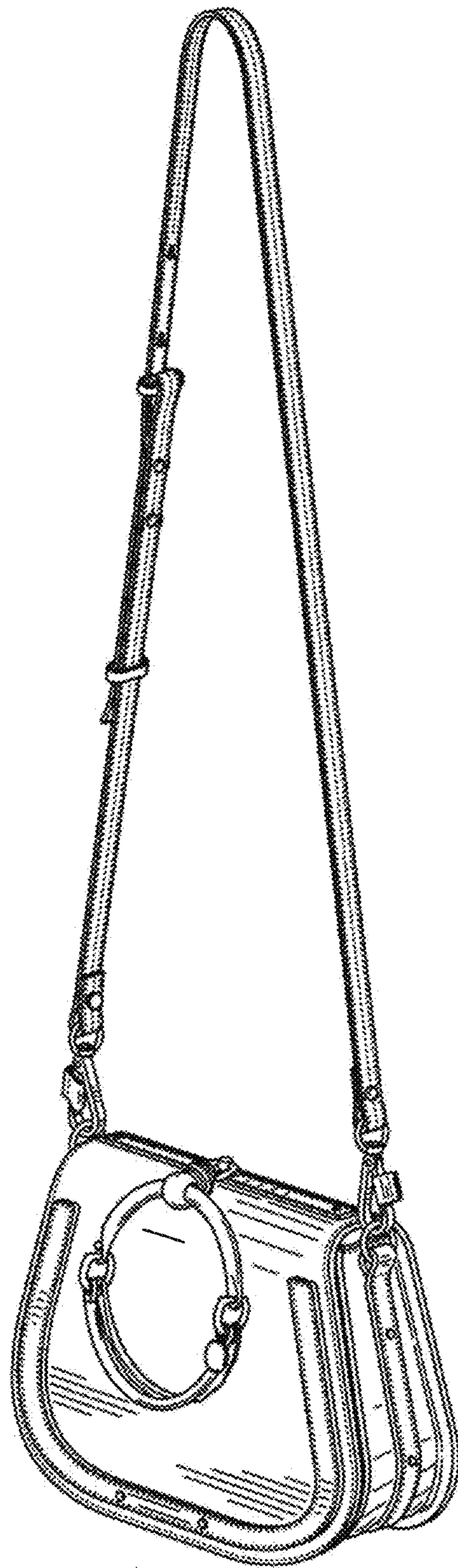


FIG. 1




FIG. 2



FIG. 3

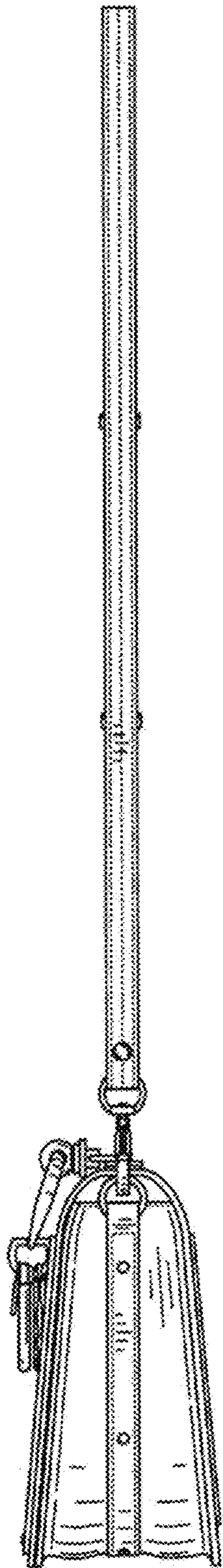


FIG. 4

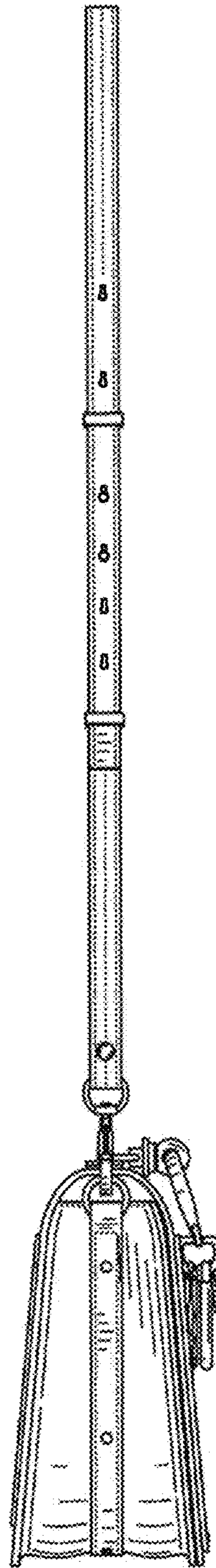


FIG. 5

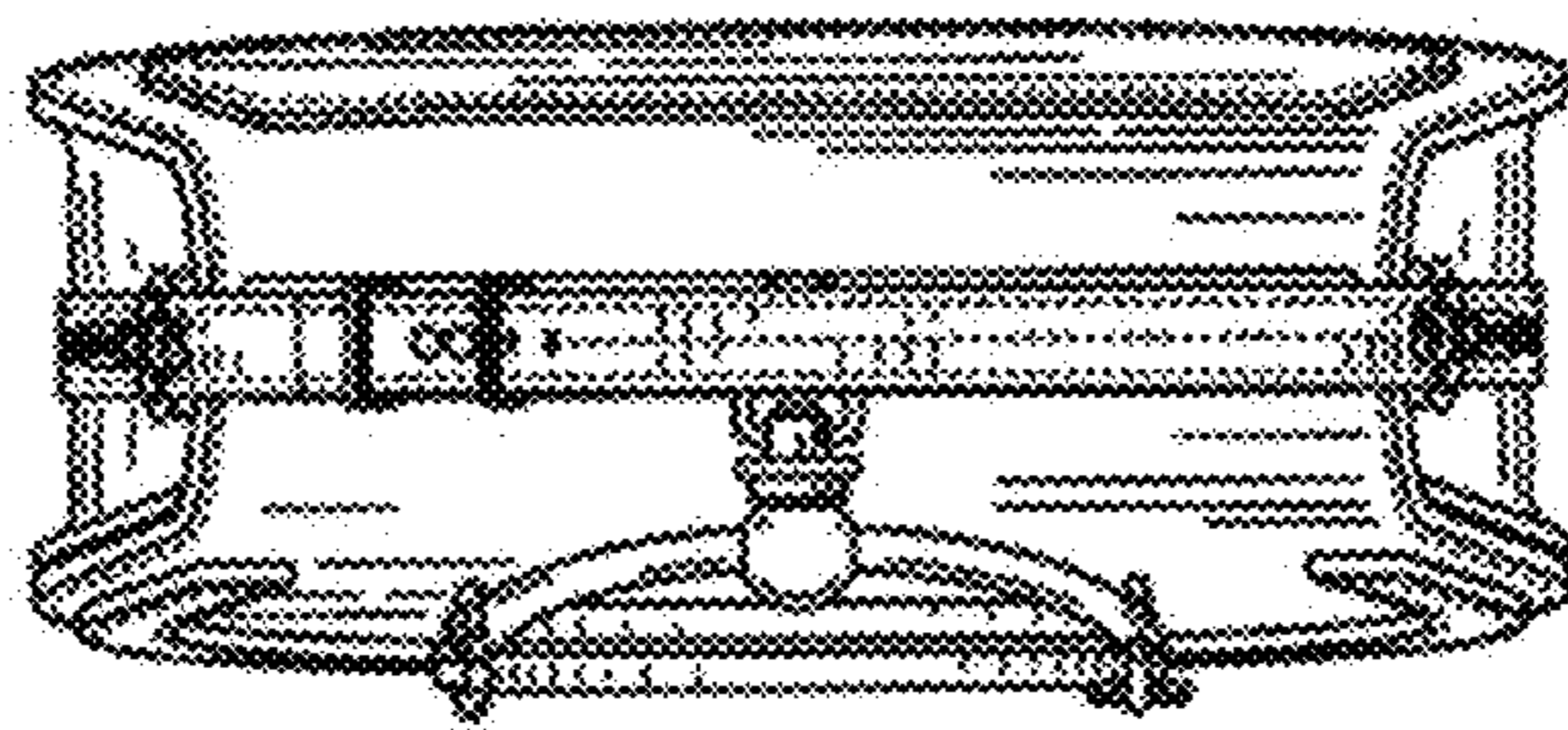


FIG. 6

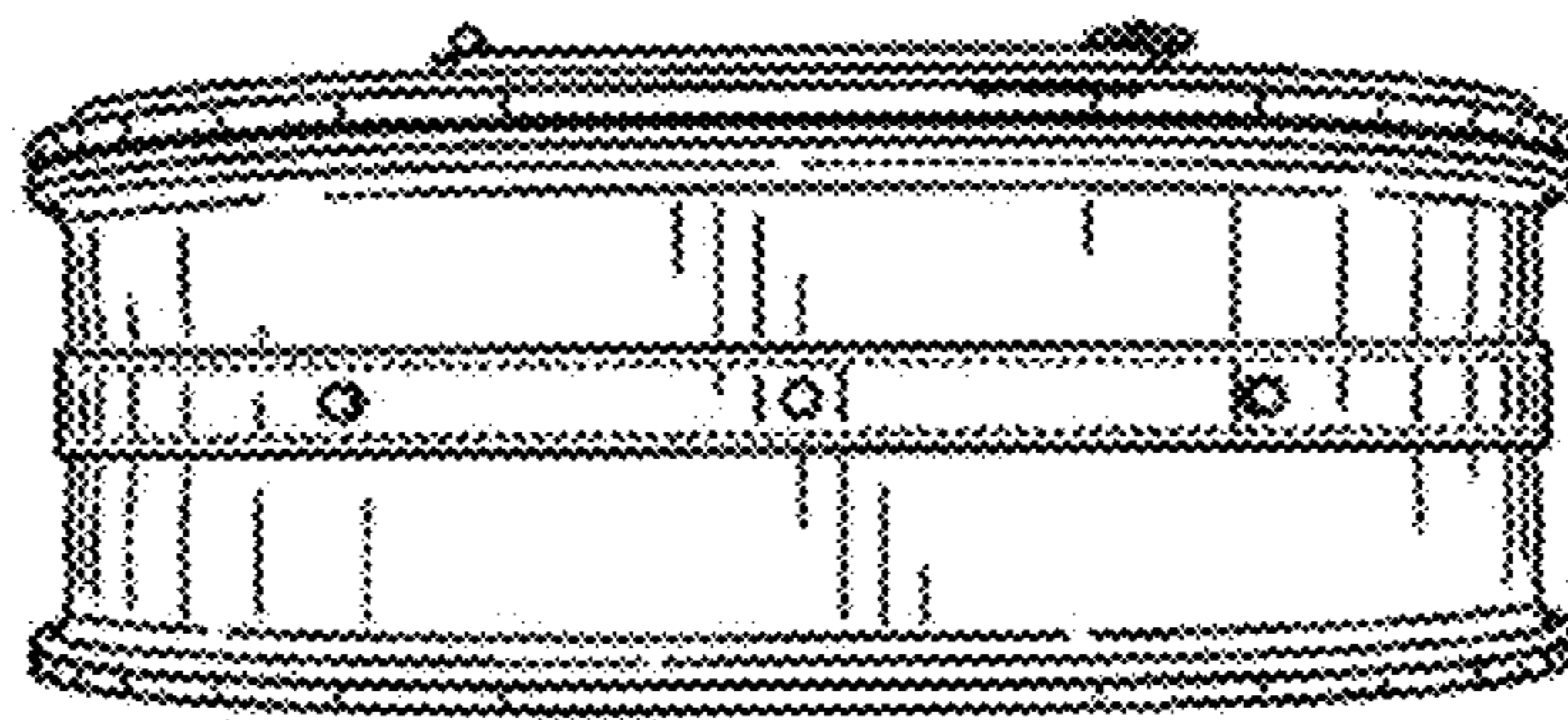


FIG. 7