

US00D812362S

(12) **United States Design Patent**
Gibson

(10) **Patent No.:** **US D812,362 S**
(45) **Date of Patent:** **** Mar. 13, 2018**

(54) **SHOE UPPER**

(71) Applicant: **NIKE, Inc.**, Beaverton, OR (US)

(72) Inventor: **Lee Gibson**, Beaverton, OR (US)

(73) Assignee: **NIKE, Inc.**, Beaverton, OR (US)

(**) Term: **15 Years**

(21) Appl. No.: **29/593,621**

(22) Filed: **Feb. 10, 2017**

(51) **LOC (11) Cl.** **02-99**

(52) **U.S. Cl.**
USPC **D2/972**

(58) **Field of Classification Search**
USPC D2/902, 906-908, 923, 944, 969,
D2/971-974; D5/47, 49, 54
CPC ... A43B 13/181; A43B 13/141; A43B 13/186;
A43B 13/188; A43B 23/00; A43B 23/02;
A43B 5/00; A43B 23/26; A43B 1/04;
A43B 11/14; A43B 7/00; A43B 3/12
See application file for complete search history.

(56) **References Cited**

U.S. PATENT DOCUMENTS

D329,739 S	9/1992	Hatfield	
D330,110 S	10/1992	Worthington	
D330,797 S	11/1992	Lucas	
D330,798 S	11/1992	Hatfield et al.	
D330,970 S	11/1992	Hatfield et al.	
D333,207 S	2/1993	Smith	
D333,551 S	3/1993	Bailey	
D334,279 S	3/1993	Teague	
D334,650 S	4/1993	Teague	
D334,832 S	4/1993	Hatfield	
D335,015 S	4/1993	Lozano	
D338,324 S *	8/1993	Canatella D2/973

D339,674 S	9/1993	Avar	
D341,700 S	11/1993	Avar	
D342,377 S	12/1993	Smith	
D433,220 S *	11/2000	Fogg D2/972
D528,778 S	9/2006	Avar et al.	
D663,108 S	7/2012	Pulli	
D674,996 S	1/2013	Sallee	
D694,506 S *	12/2013	Anceresi D2/972
D708,828 S	7/2014	Avar et al.	
D745,772 S *	12/2015	Woodman D2/972
D766,566 S *	9/2016	Woodman D2/972
D792,086 S	7/2017	Carboy	
D793,707 S *	8/2017	Rasmussen D2/972
D795,558 S *	8/2017	Rowe D2/972
D796,816 S *	9/2017	Klein D2/972
D799,189 S *	10/2017	Odinot D2/969

* cited by examiner

Primary Examiner — Dominic V Simone

(74) *Attorney, Agent, or Firm* — Banner & Witcoff, Ltd.

(57) **CLAIM**

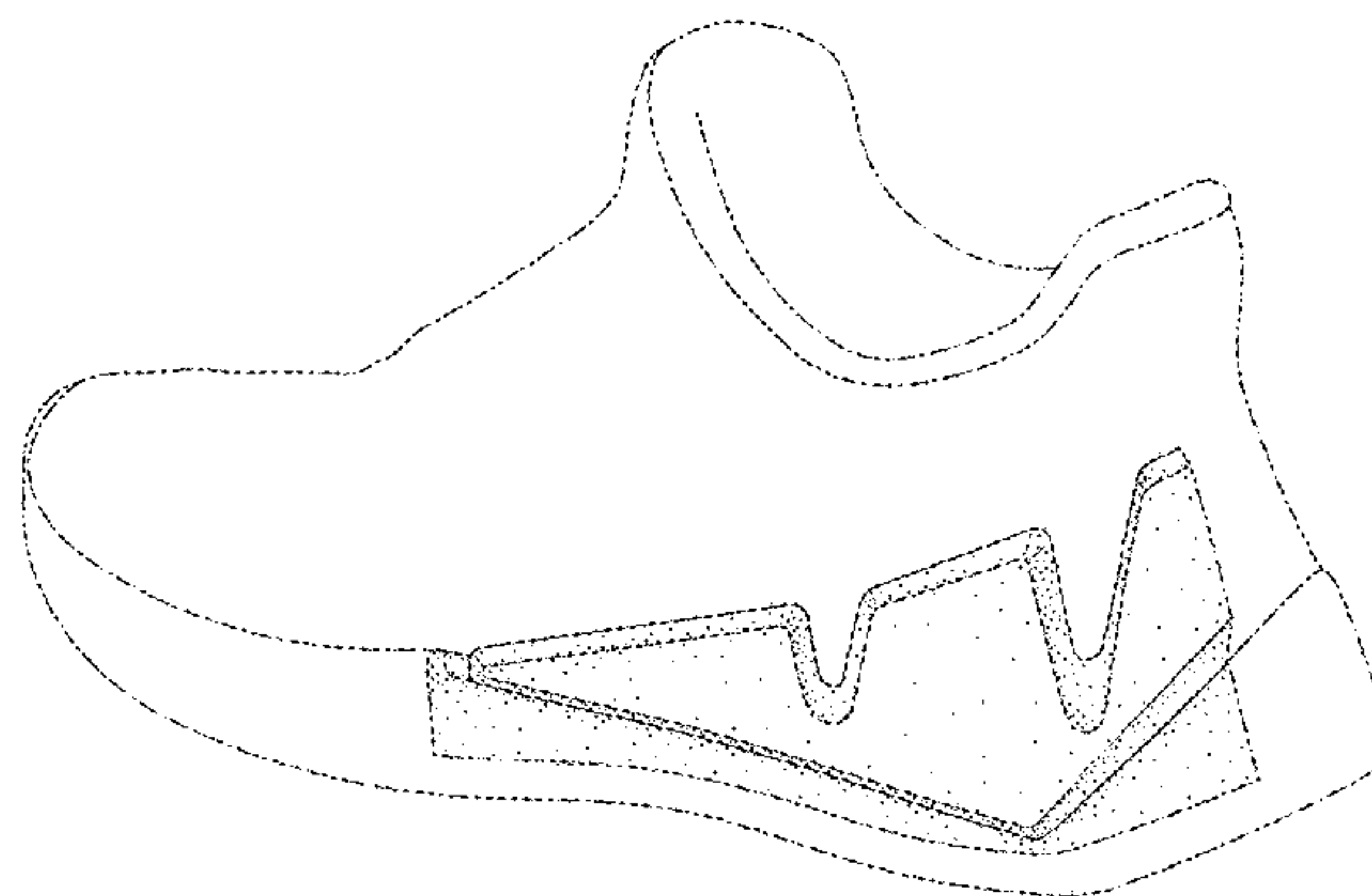
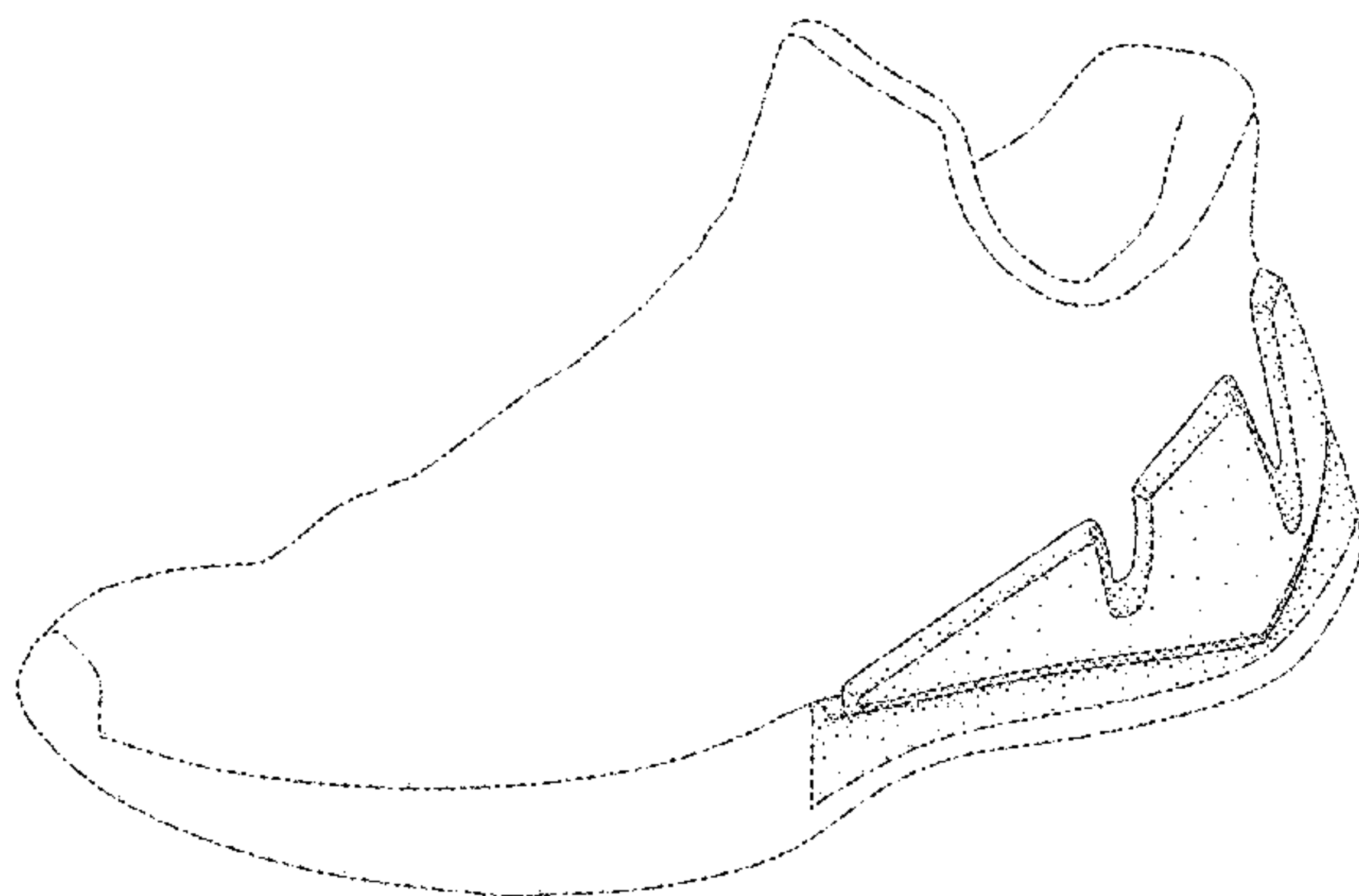
The ornamental design for a shoe upper, as shown and described.

DESCRIPTION

FIG. 1 is a front perspective view of a shoe upper showing my new design;
FIG. 2 is a side view thereof;
FIG. 3 is a rear perspective view thereof;
FIG. 4 is a top view thereof;
FIG. 5 is a rear view thereof; and,
FIG. 6 is a front view thereof.

The broken lines immediately adjacent to the shaded area define the bounds of the claimed design and form no part thereof. The broken lines showing the remainder of the shoe represent unclaimed subject matter and form no part of the claimed design.

1 Claim, 6 Drawing Sheets



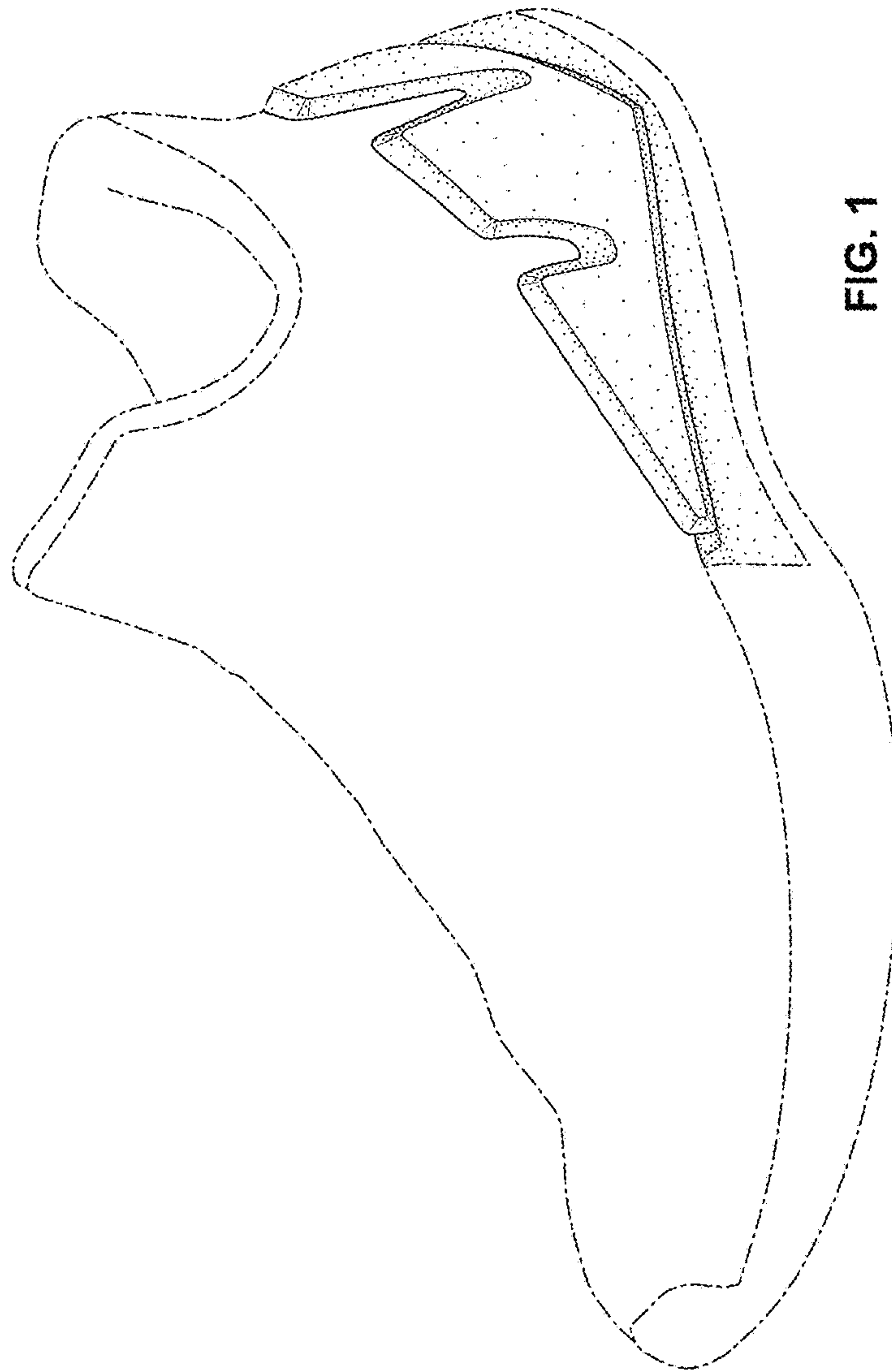


FIG. 1

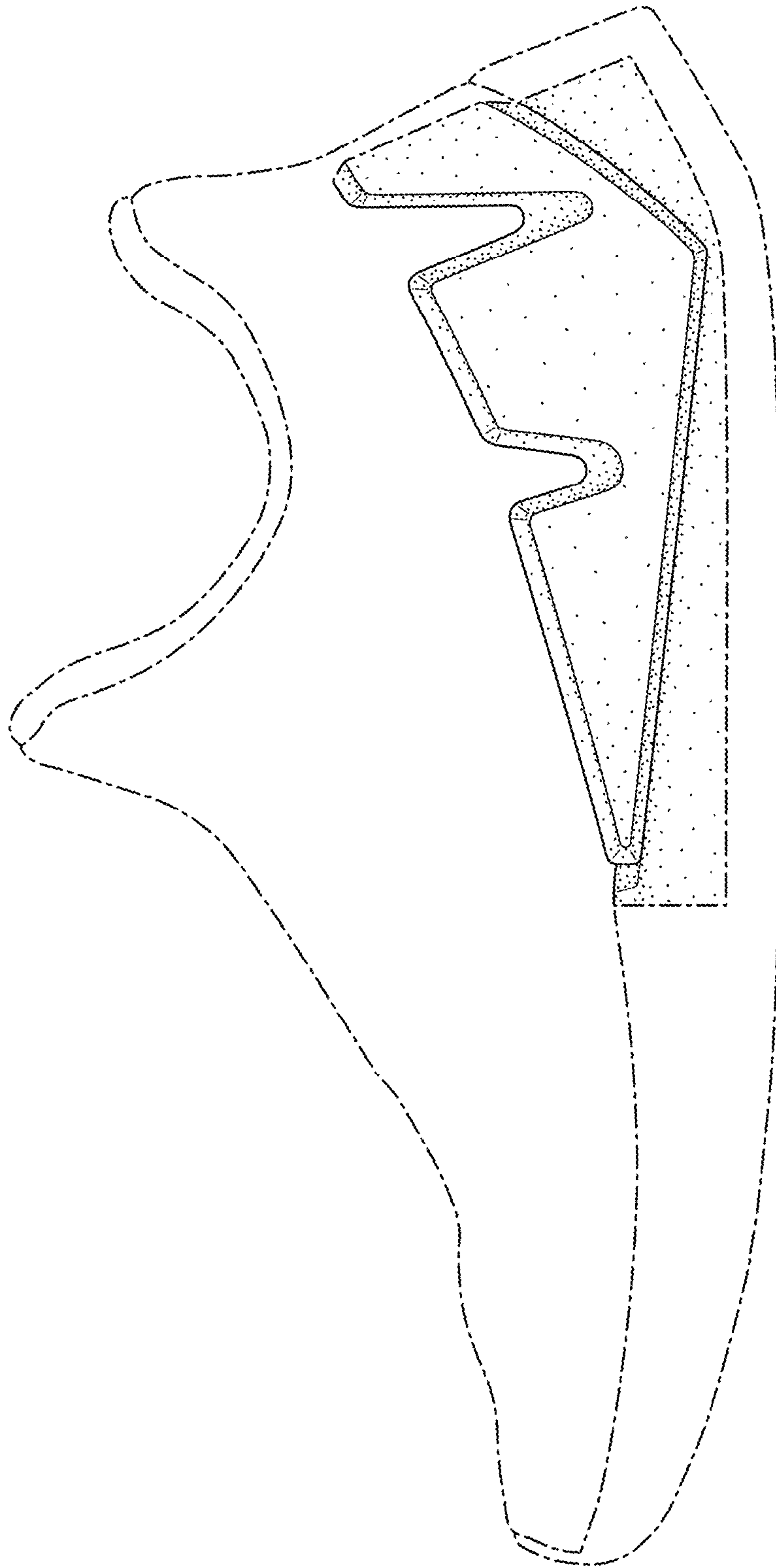


FIG. 2

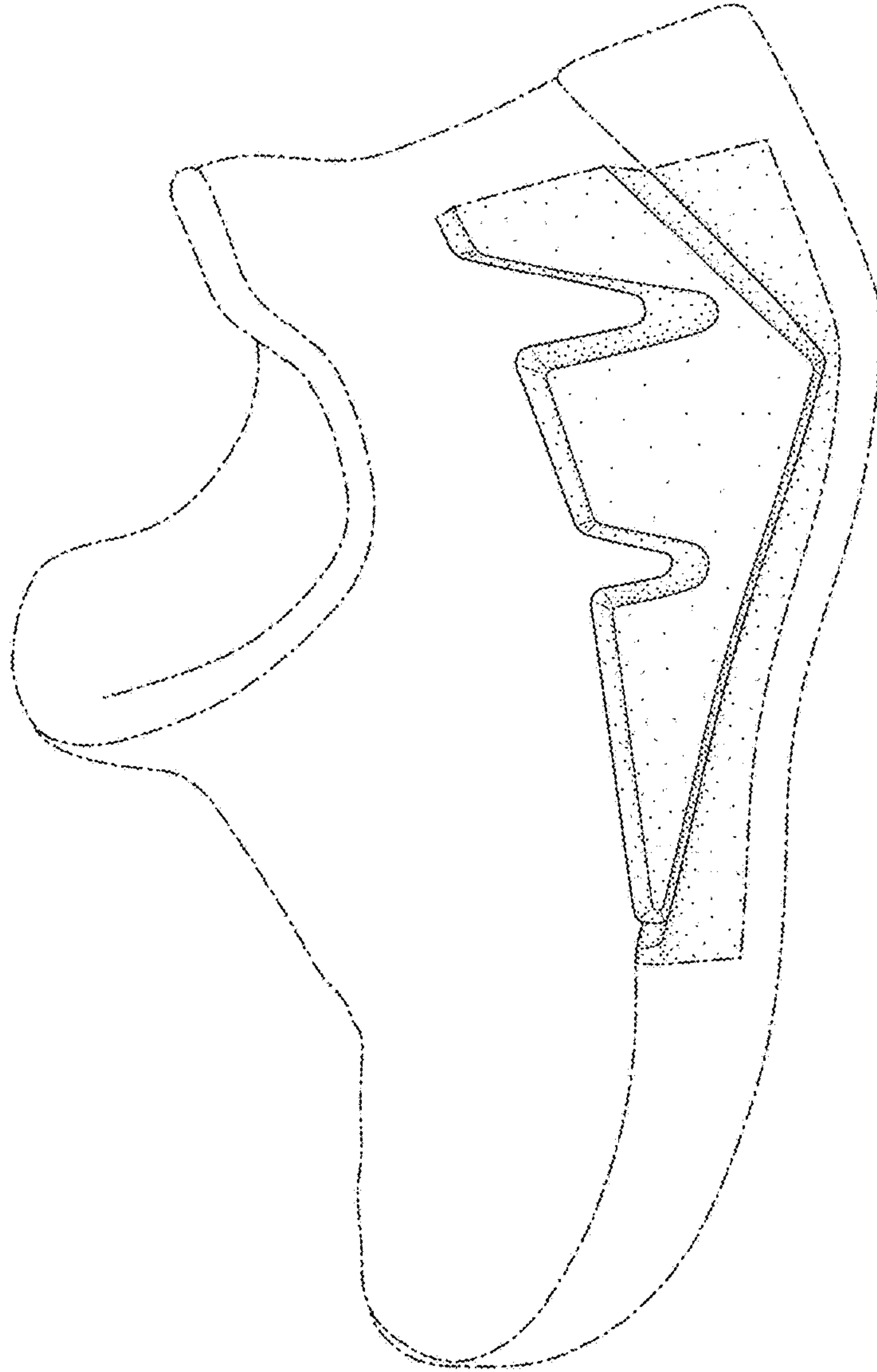


FIG. 3

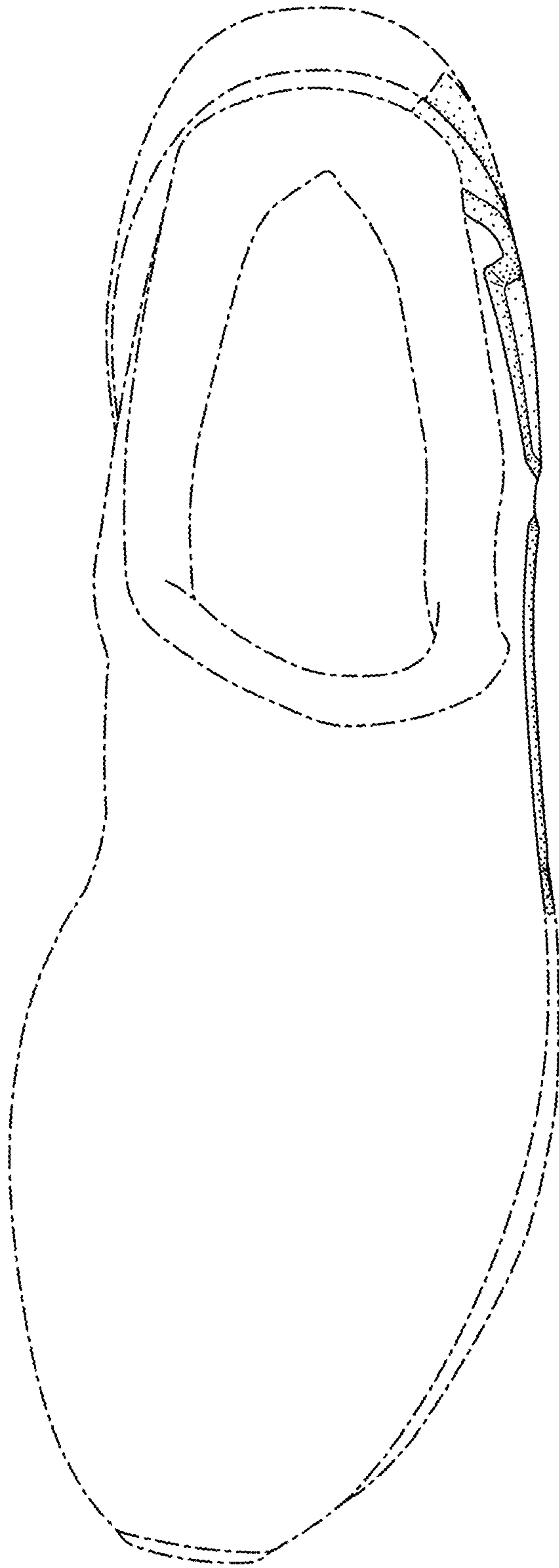


FIG. 4




FIG. 5

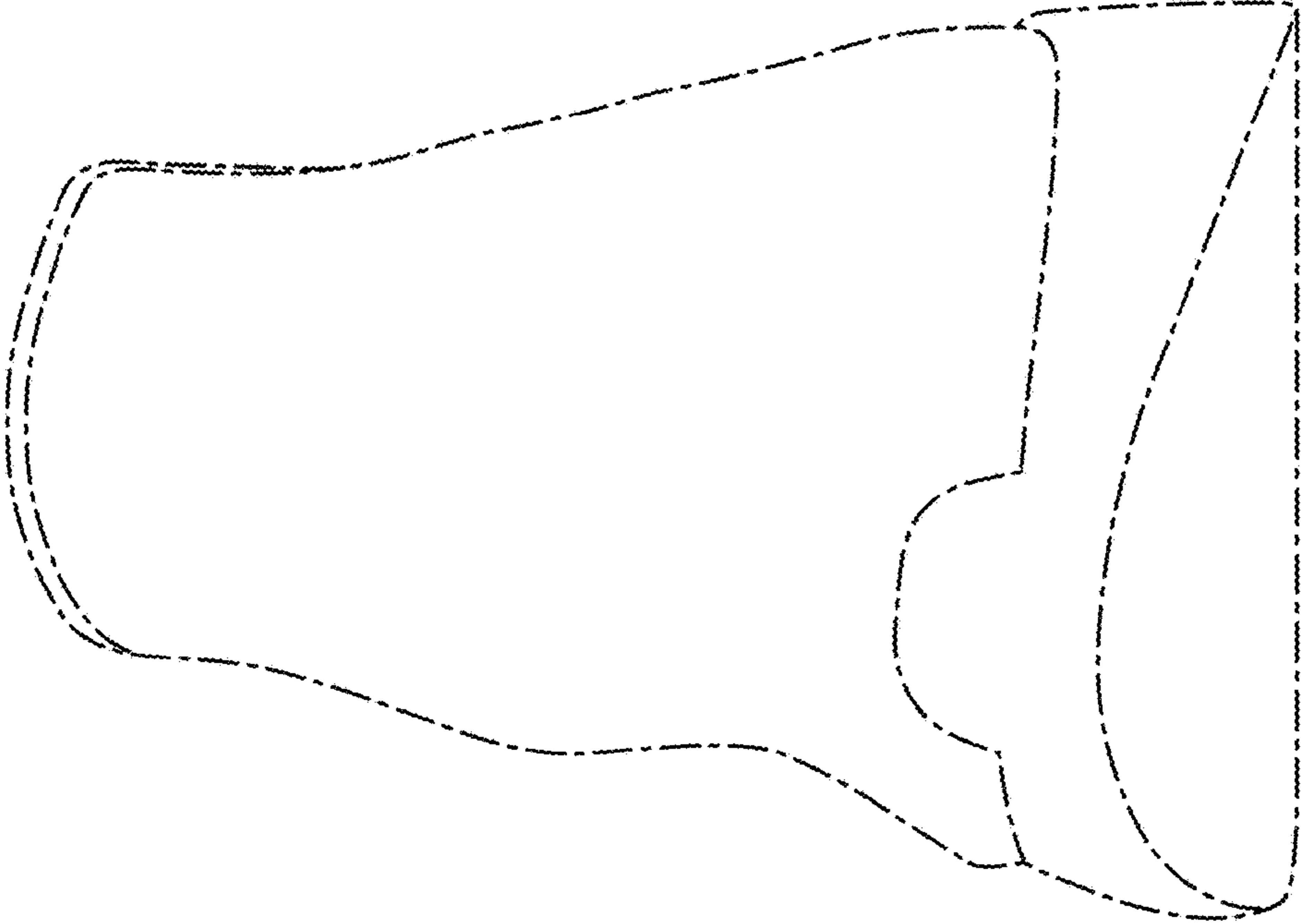


FIG. 6