



US00D812361S

(12) **United States Design Patent**
Shyllon

(10) **Patent No.:** **US D812,361 S**
(45) **Date of Patent:** **** Mar. 13, 2018**

(54) **SHOE UPPER**
(71) Applicant: **NIKE, Inc.**, Beaverton, OR (US)
(72) Inventor: **Tamimu A. Shyllon**, Portland, OR (US)
(73) Assignee: **NIKE, Inc.**, Beaverton, OR (US)
(**) Term: **15 Years**

D780,432 S * 3/2017 Gibson D2/972
D787,802 S * 5/2017 da Costa Pereira
Machado D2/972
D790,199 S * 6/2017 Hatfield D2/972
D794,919 S * 8/2017 Mason D2/902
D798,577 S * 10/2017 Gibson D2/972
D800,439 S * 10/2017 Martin D2/972

(21) Appl. No.: **29/584,678**
(22) Filed: **Nov. 16, 2016**
(51) **LOC (11) Cl.** **02-04**
(52) **U.S. Cl.**
USPC **D2/972**
(58) **Field of Classification Search**
USPC D2/901, 902, 906-907, 923, 925,
D2/928-931, 939, 942-944, 964-966,
D2/969-974, 977, 980, 983-986, 994;
D5/1-3, 47, 53, 61
CPC A43B 3/24; A43B 3/248; A43B 3/0078;
A43B 3/108; A43B 5/02; A43B 5/025;
A43B 5/12; A43B 9/02; A43B 13/14;
A43B 13/16; A43B 13/34; A43B 13/122;
A43B 13/223; A43B 15/00; A43B 21/00;
A43B 21/24; A43B 21/26; A43B 23/24;
A43B 23/025
See application file for complete search history.

OTHER PUBLICATIONS

Nike FI Flex, Men's Golf Shoe, as posted at Store.Nike.com [online], posting dated not available, [site visited Dec. 4, 2017]. Available from the Internet, <URL: https://store.nike.com/us/en_us/pd/fi-flex-mens-golf-shoe/pid-11236843/pgid-11501161>.*

* cited by examiner

Primary Examiner — Jeffrey D Asch
Assistant Examiner — Rebekah A Caruso
(74) *Attorney, Agent, or Firm* — Shook, Hardy and Bacon L.L.P.

(57) **CLAIM**

The ornamental design for a shoe upper, as shown and described.

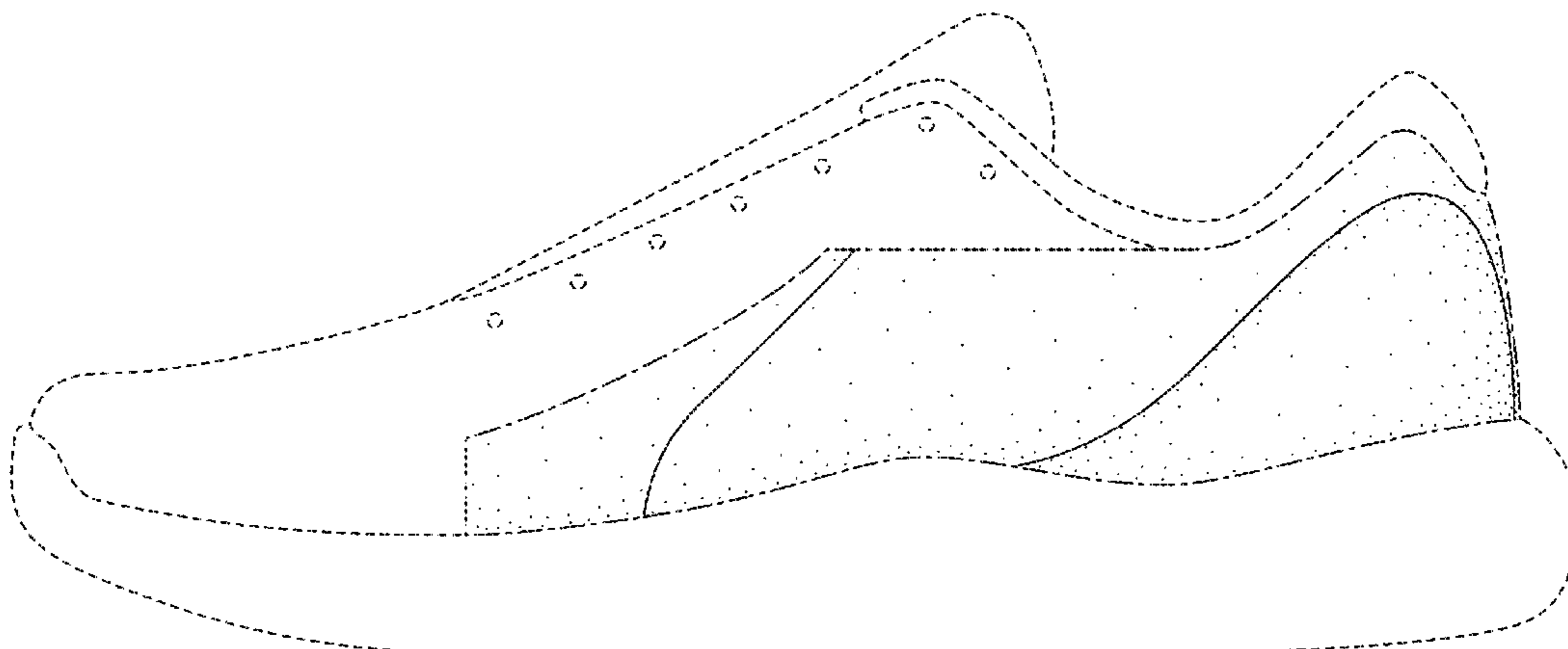
DESCRIPTION

FIG. 1 is a lateral side view of a shoe upper showing my new design; FIG. 2 is a front lateral side perspective view thereof; and, FIG. 3 is a rear lateral side perspective view thereof. The long and short broken lines are boundary lines, which define the bounds of the claimed design. These boundaries do not exist in reality in the article embodying the design. It is understood that the claimed design extends to these boundaries but does not include the boundaries. The evenly-spaced broken lines shown in the drawings are directed to environment, are for informational purposes only, and form no part of the claimed design.

(56) **References Cited**
U.S. PATENT DOCUMENTS

D229,900 S * 1/1974 Powers D2/907
D314,858 S * 2/1991 Richard D2/969
D318,564 S * 7/1991 Dahlsten D2/969
D323,924 S * 2/1992 Earle D2/970
D435,717 S * 1/2001 Bettencourt D2/969
D449,922 S * 11/2001 Pollastrelli D2/902
D524,531 S * 7/2006 McCullagh D2/972
D643,615 S * 8/2011 Avar D2/972
D683,132 S * 5/2013 Thornhill D2/972

1 Claim, 3 Drawing Sheets



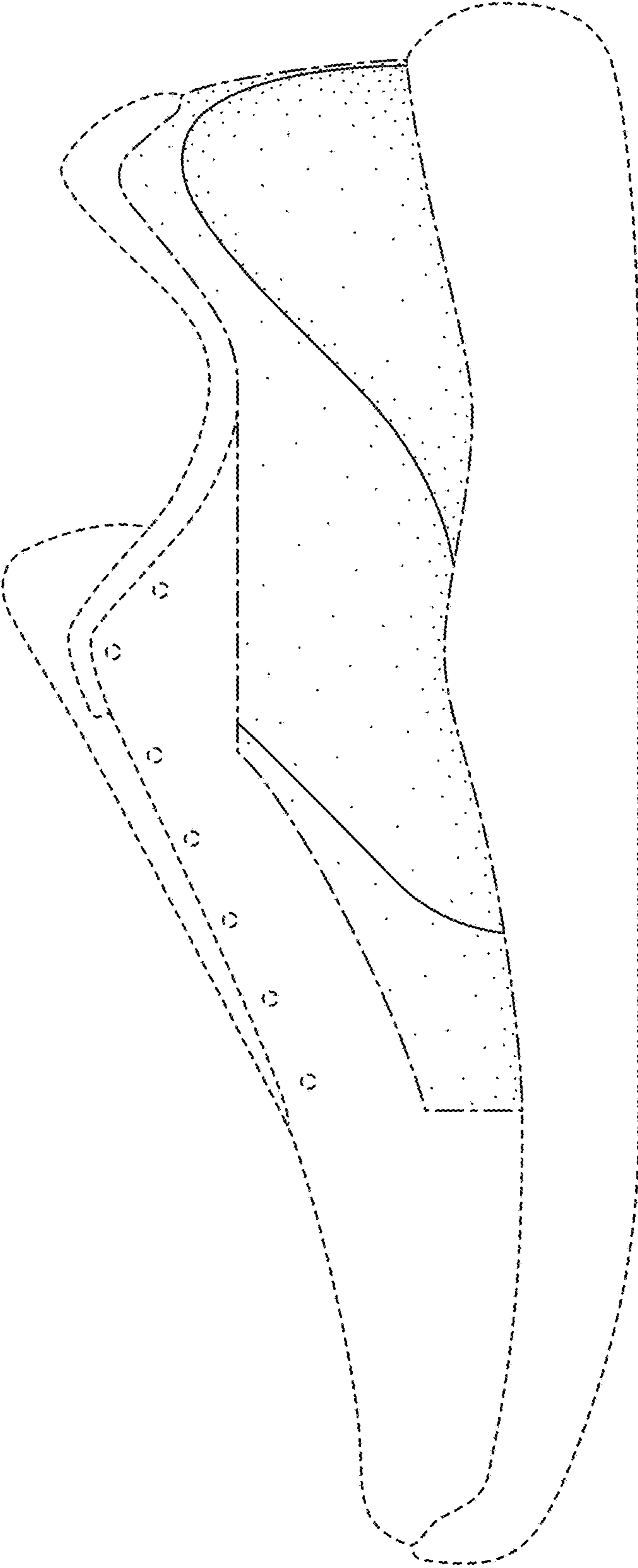


FIG. 1

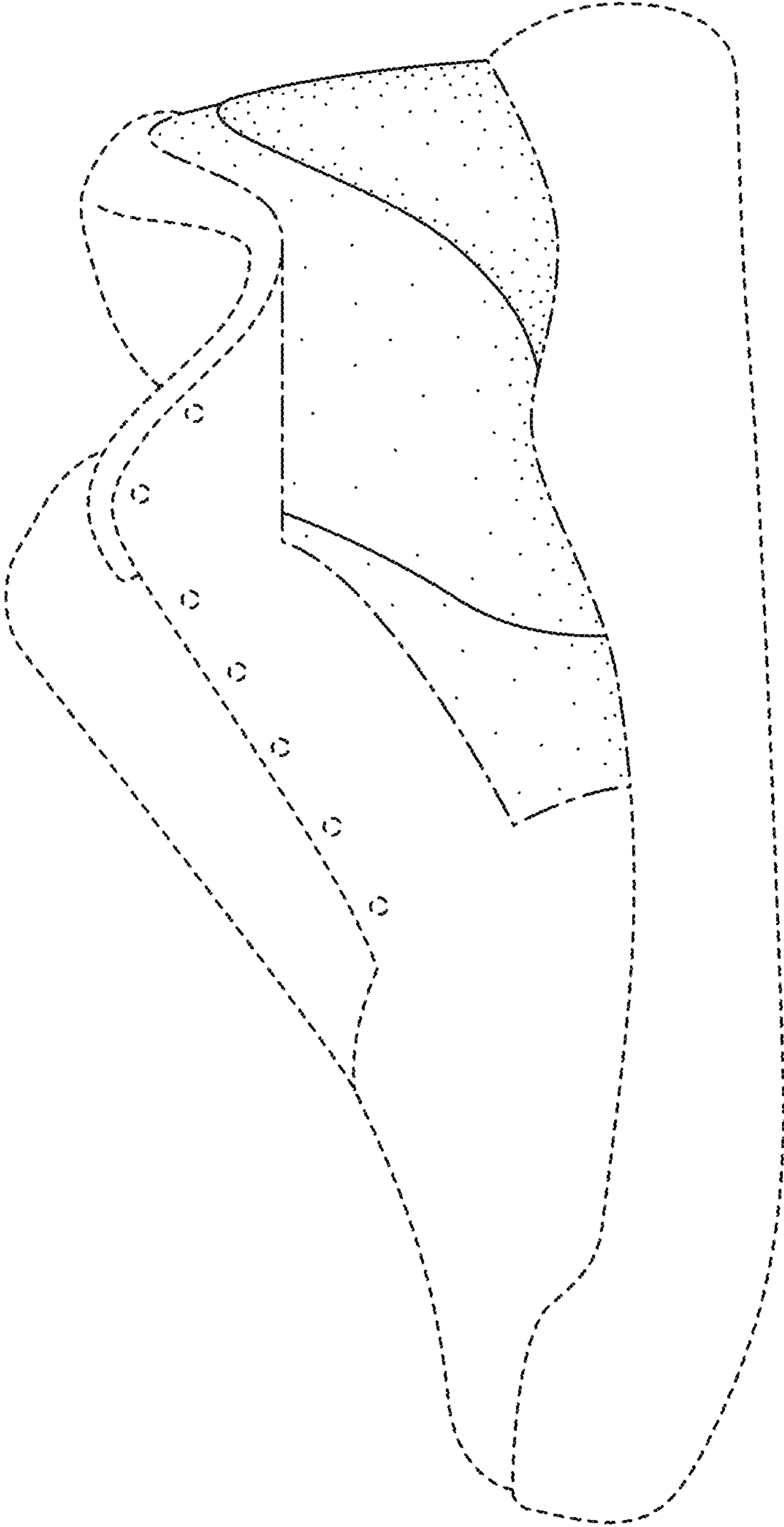


FIG. 2

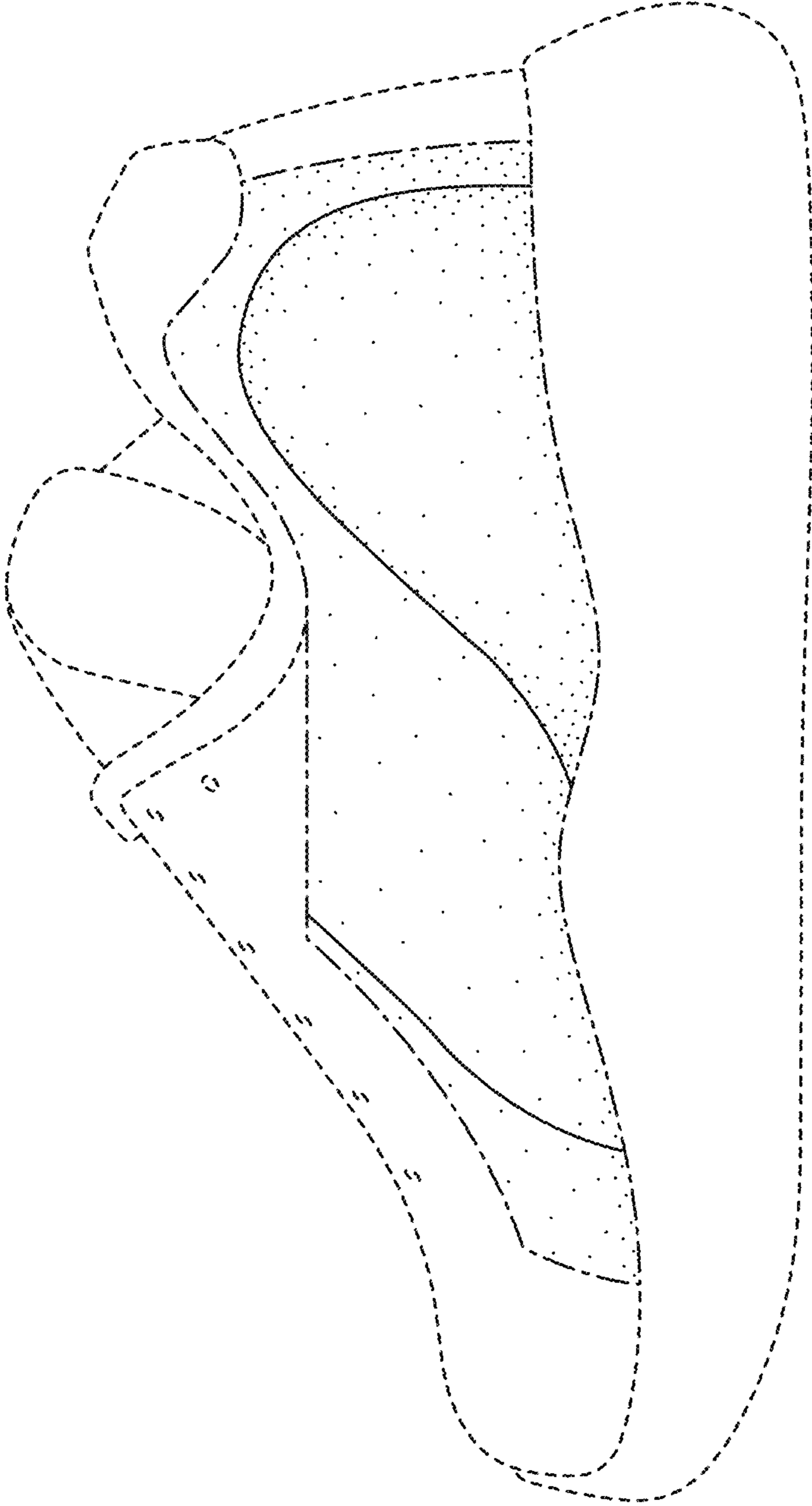


FIG. 3