



US00D812355S

(12) **United States Design Patent**  
**Maier**

(10) **Patent No.:** **US D812,355 S**  
(45) **Date of Patent:** **\*\* Mar. 13, 2018**

- (54) **SHOE**
- (71) Applicant: **BOTTEGA VENETA SA**, Cadempino (CH)
- (72) Inventor: **Thomas Rudolf Maier**, Palm Beach, FL (US)
- (73) Assignee: **BOTTEGA VENETA SA**, Cadempino (CH)
- (\*\*) Term: **15 Years**
- (21) Appl. No.: **29/587,086**
- (22) Filed: **Dec. 9, 2016**
- (30) **Foreign Application Priority Data**

2,022,760 A \* 12/1935 Engel ..... A43B 3/10  
12/142 D  
D111,678 S \* 10/1938 Hurwit ..... D2/944  
D111,679 S \* 10/1938 Hurwit ..... D2/945  
D114,459 S \* 4/1939 Ochs ..... D2/944  
D118,692 S \* 1/1940 Caragno ..... D2/944  
2,240,626 A \* 5/1941 Ochs ..... A43B 1/0072  
12/142 V  
D130,845 S \* 12/1941 Pick ..... D2/945  
D140,820 S \* 4/1945 Kroto ..... D2/974  
2,651,854 A \* 9/1953 Taber ..... A43B 7/06  
36/3 A  
2,995,837 A \* 8/1961 Ferreira ..... A43B 3/24  
36/100  
D349,395 S \* 8/1994 Kelchak ..... D2/912  
D447,329 S \* 9/2001 Duclos ..... D2/943  
D459,060 S \* 6/2002 Berluti ..... D2/944  
D546,040 S \* 7/2007 Andersen ..... D2/919  
D634,104 S \* 3/2011 Gwon ..... D2/896  
D670,479 S \* 11/2012 Maier ..... D2/902

(Continued)

- Aug. 2, 2016 (WO) ..... DM/092156
- (51) **LOC (11) Cl.** ..... **02-04**
- (52) **U.S. Cl.**  
USPC ..... **D2/944**
- (58) **Field of Classification Search**  
USPC ..... D2/896, 897, 900, 902, 907, 908, 909,  
D2/912, 919, 920, 923, 929, 942, 943,  
D2/944, 945, 946, 951, 953, 955, 960,  
D2/969, 972, 974, 976  
CPC .... A43B 1/04; A43B 5/06; A43B 5/10; A43B  
23/24  
See application file for complete search history.

*Primary Examiner* — Celia Murphy  
*Assistant Examiner* — Clare Ann Gannon  
(74) *Attorney, Agent, or Firm* — Lucas & Mercanti, LLP

(57) **CLAIM**

The ornamental design for a shoe, as shown and described.

**DESCRIPTION**


FIG. 1 is a front perspective view of the shoe according to the design;  
FIG. 2 is a front view thereof;  
FIG. 3 is a rear view thereof;  
FIG. 4 is a left side view thereof;  
FIG. 5 is a right side view thereof;  
FIG. 6 is a top view thereof; and,  
FIG. 7 is a bottom view thereof.  
The broken lines on the surface of the shoe and periphery represent stitching. The broken lines showing the shoe sole form no part of the claimed design.

(56) **References Cited**

**U.S. PATENT DOCUMENTS**

586,137 A \* 7/1897 Medger ..... A43B 23/024  
36/3 A  
D73,396 S \* 9/1927 Bates ..... D2/944  
1,737,748 A \* 12/1929 Anderson ..... A43B 7/06  
36/3 A  
D90,234 S \* 7/1933 Daniels ..... D2/969

**1 Claim, 7 Drawing Sheets**



(56)

**References Cited**

U.S. PATENT DOCUMENTS

D707,022	S	*	6/2014	Della Valle	.....	D2/944
D771,923	S	*	11/2016	Kittner	.....	D2/969
D778,575	S	*	2/2017	Matthews	.....	D2/972
D778,577	S	*	2/2017	Cochrane	.....	D2/972
D793,679	S	*	8/2017	Maier	.....	D2/923
2006/0059715	A1	*	3/2006	Aveni	.....	A43B 7/08
						36/45

\* cited by examiner




FIG. 1

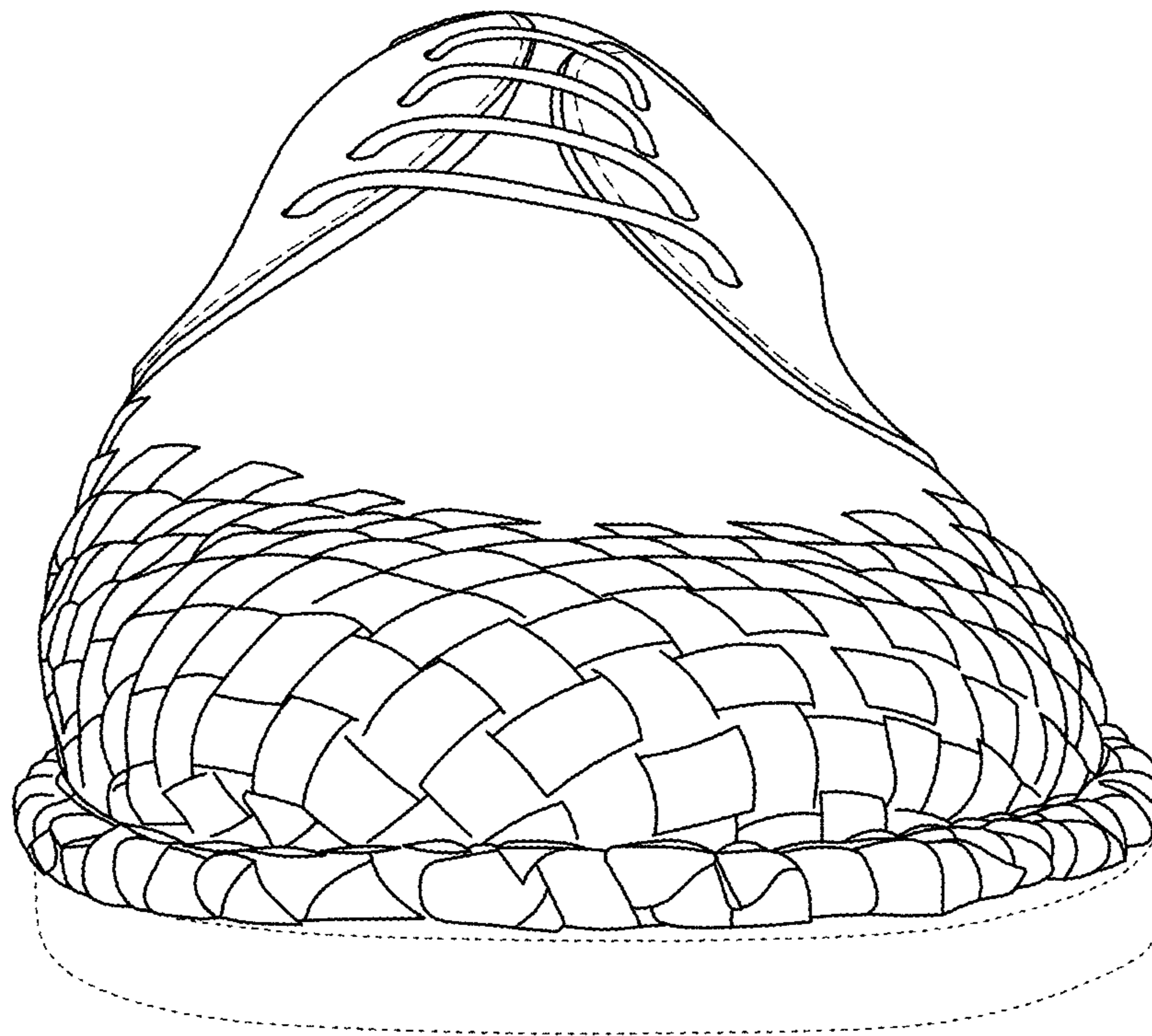


FIG. 2

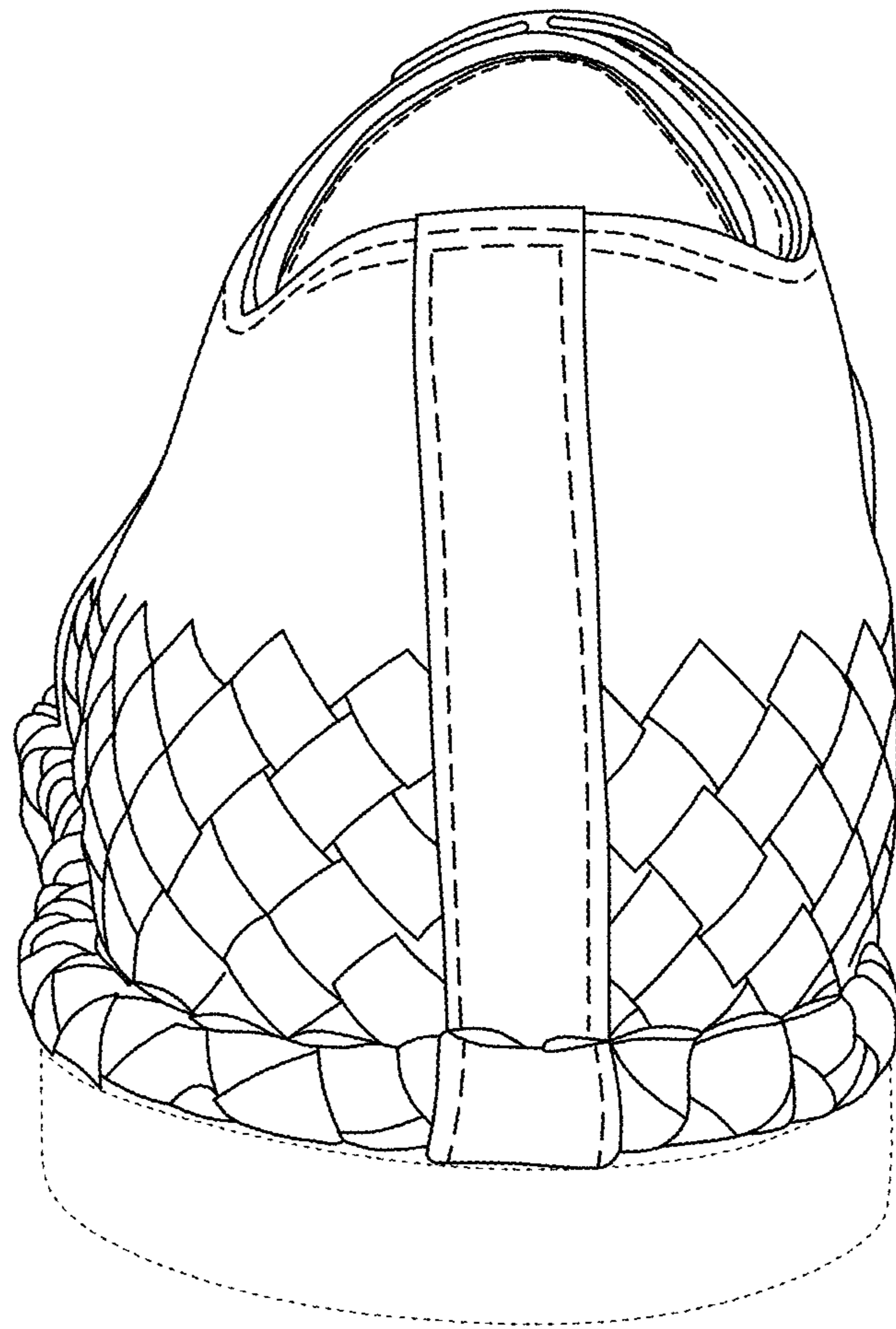


FIG. 3

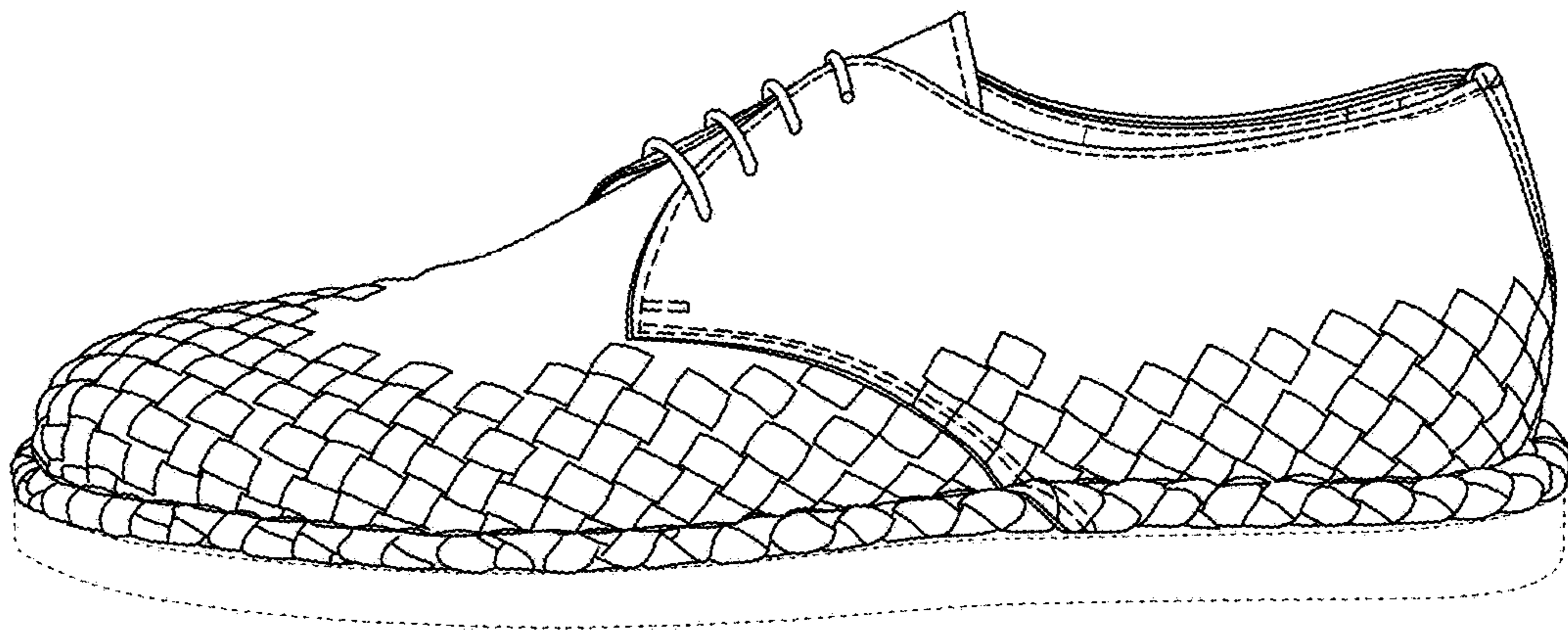


FIG. 4




FIG. 5

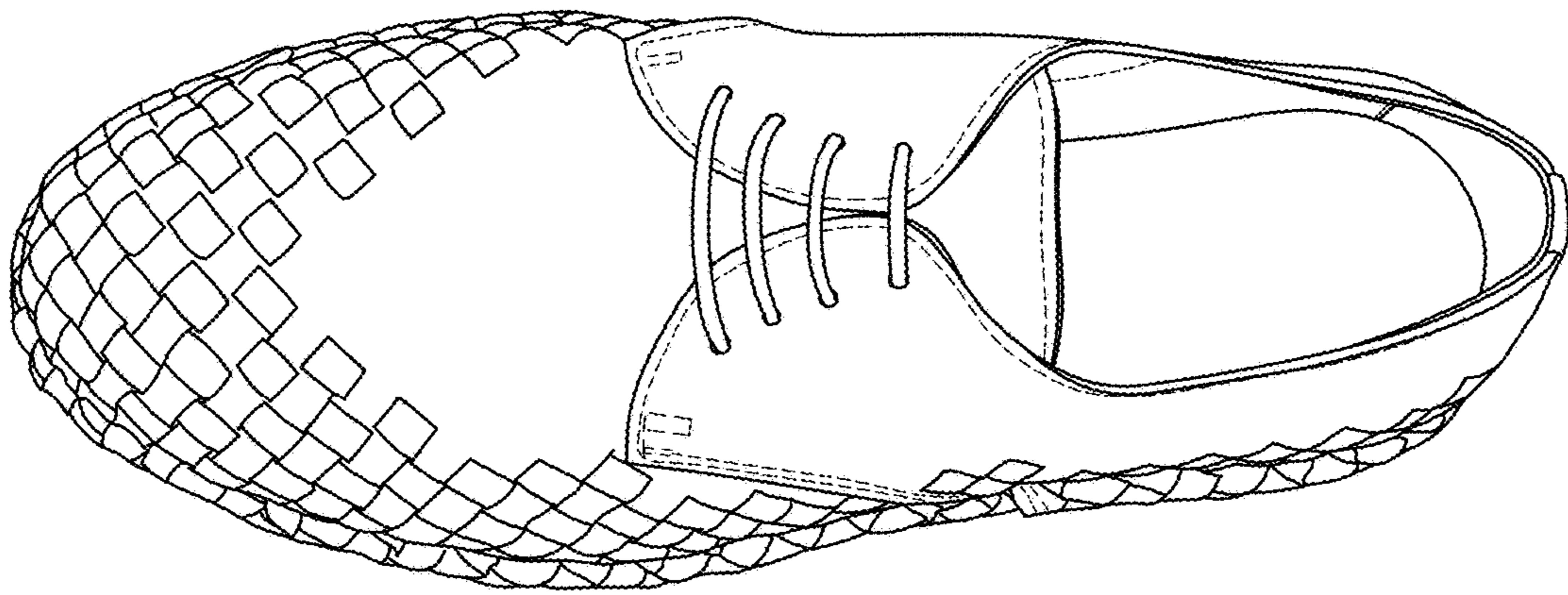


FIG. 6






FIG. 7