



US00D812348S

(12) **United States Design Patent**
McManus et al.

(10) **Patent No.:** **US D812,348 S**
(45) **Date of Patent:** **** Mar. 13, 2018**

(54) **PANTS**

(71) Applicant: **LULULEMON ATHLETICA CANADA INC.**, Vancouver (CA)

(72) Inventors: **Niamh Siobhan McManus**, Ridgewood, NY (US); **Bethany Young**, Vancouver (CA)

(73) Assignee: **LULULEMON ATHLETICA CANADA INC.**, Vancouver (CA)

(**) Term: **15 Years**

(21) Appl. No.: **29/611,045**

(22) Filed: **Jul. 18, 2017**

Related U.S. Application Data

(60) Continuation-in-part of application No. 29/574,080, filed on Aug. 11, 2016, now Pat. No. Des. 792,058, which is a division of application No. 29/499,558, filed on Aug. 15, 2014, now Pat. No. Des. 764,754.

(51) **LOC (11) Cl.** **02-02**

(52) **U.S. Cl.**
USPC **D2/742**

(58) **Field of Classification Search**
USPC D2/712-714, 742-748, 731, 718, 700, D2/728; 2/23, 69, 115, 919, 79, 2/227-228, 235-238, 242, 247, 71-72
CPC . A41D 1/06; A41D 1/08; A41D 1/067; A41D 1/062; A41D 1/082; A41D 1/084; A41D 1/086; A41D 1/088; A41D 7/00; A41D 7/001; A41D 7/005; A41D 7/006
See application file for complete search history.

(56) **References Cited**

U.S. PATENT DOCUMENTS

3,262,127 A * 7/1966 Williamson A41F 17/04
2/232
D256,625 S * 9/1980 Scudder D2/742

D532,958 S 12/2006 Kent
D619,784 S 7/2010 Kanada et al.
D641,127 S 7/2011 Zarabi
D688,032 S 8/2013 Harte et al.
D698,520 S 2/2014 Anderson et al.
D702,921 S 4/2014 Holmes
D731,753 S 6/2015 Mahtani
D744,720 S 12/2015 Marzouq
D746,545 S 1/2016 Kositchiranant
D750,346 S 3/2016 McManus
D764,754 S 8/2016 McManus
D765,346 S 9/2016 Harris et al.
D774,731 S 12/2016 Harris et al.

* cited by examiner

Primary Examiner — Abraham Bahta

(74) *Attorney, Agent, or Firm* — McAndrews, Held & Malloy, Ltd.

(57) **CLAIM**

The ornamental design for pants, as shown and described.

DESCRIPTION

FIG. 1 is a front view of pants showing our new design; FIG. 2 is a rear view thereof; FIG. 3 is a right side view thereof; FIG. 4 is a left side view thereof; FIG. 5 is a front perspective view thereof; FIG. 6 is a rear perspective view thereof; and, FIG. 7 is the front view of FIG. 1 shown in an environment of use.

The broken line showing of the hands, arms, feet, and torso in FIG. 7 is for the purpose of illustrating portions of the environmental structure and forms no part of the claimed design.

Views of the pants not shown in the figures form no part of the claimed design.

1 Claim, 7 Drawing Sheets

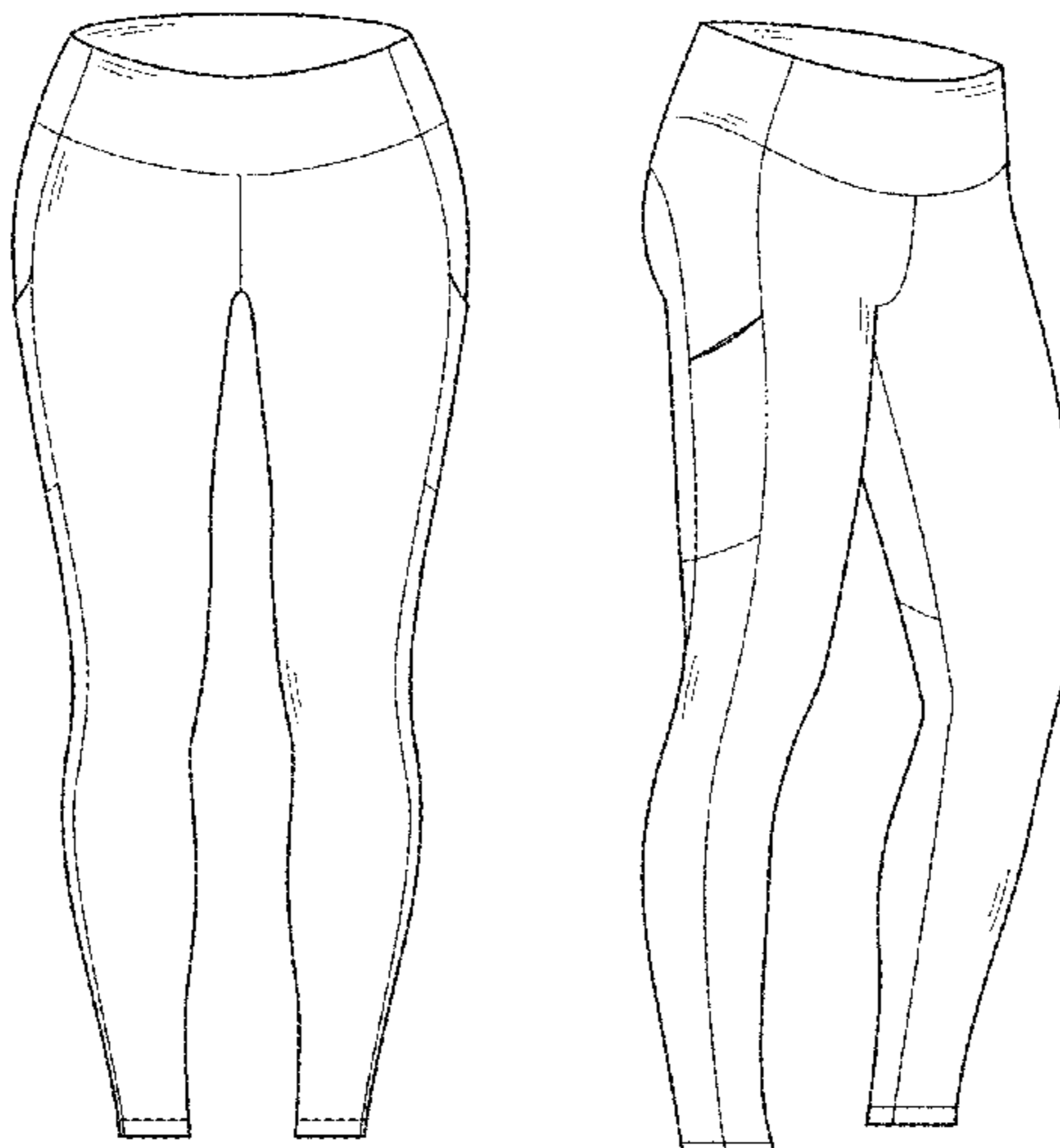




FIG. 1

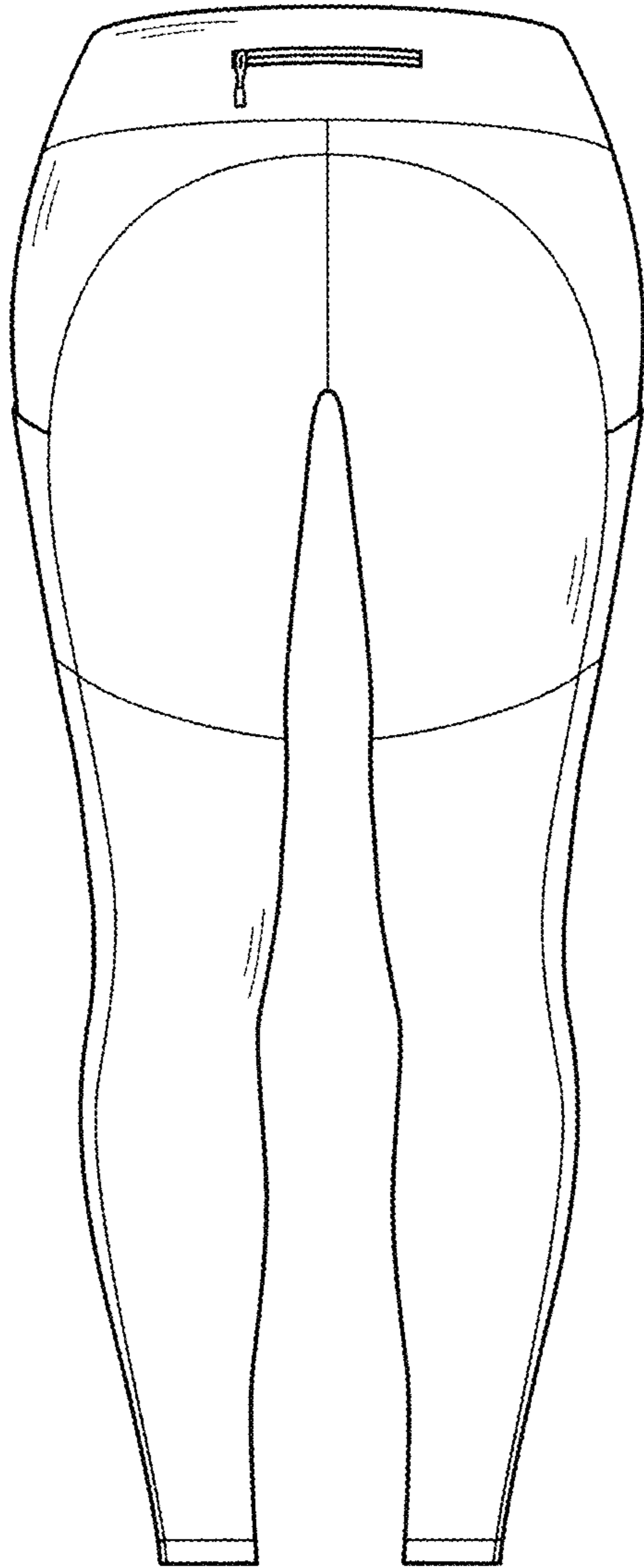


FIG. 2

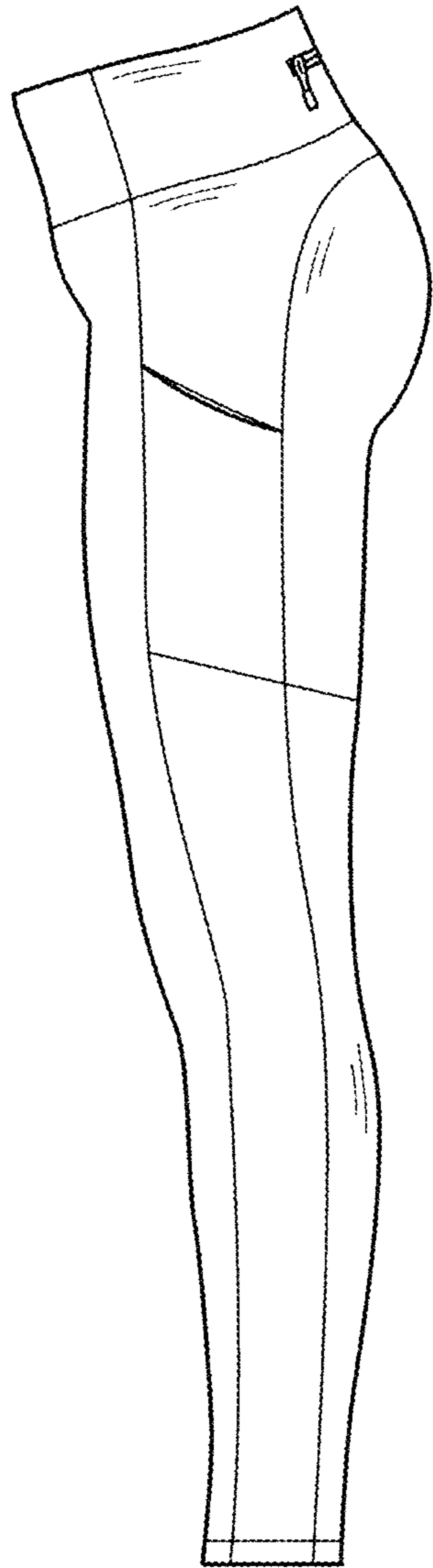


FIG. 3

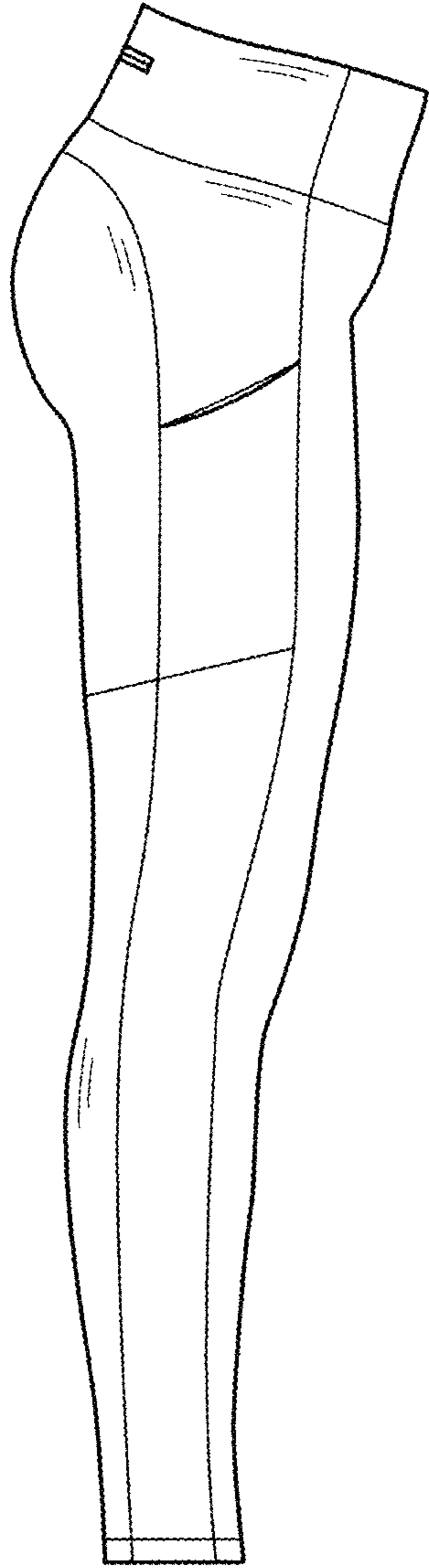


FIG. 4



FIG. 5

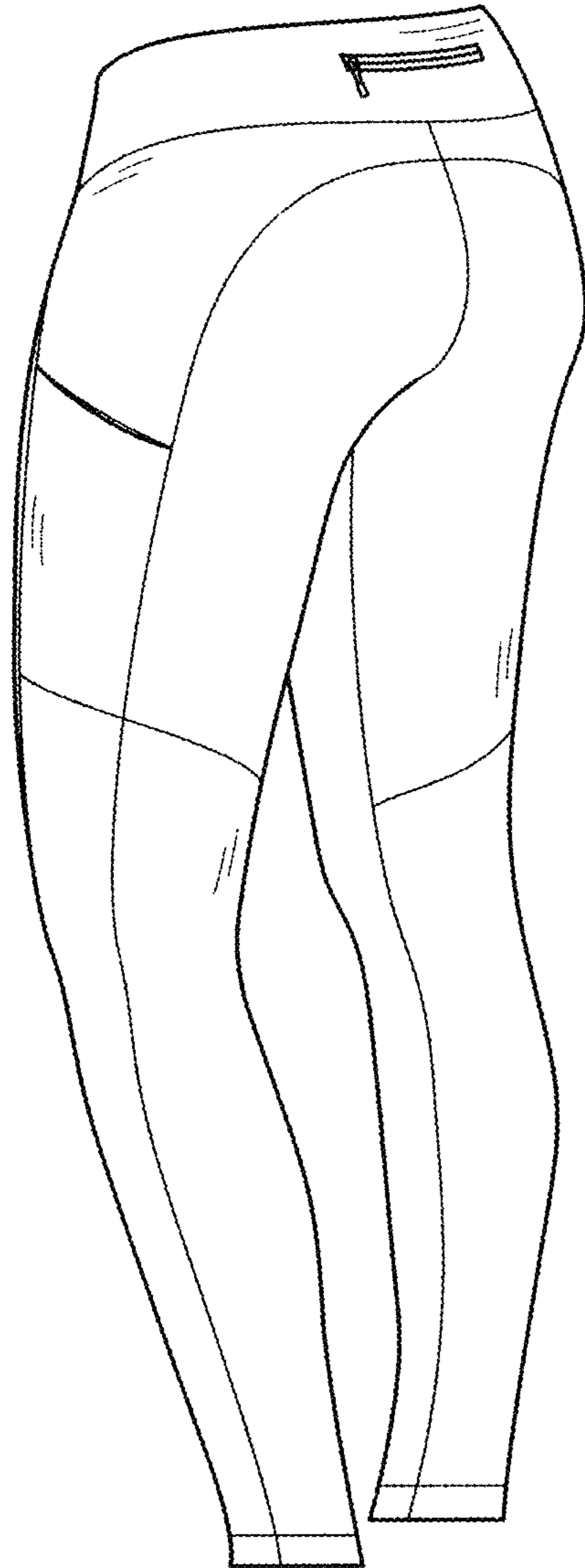


FIG. 6

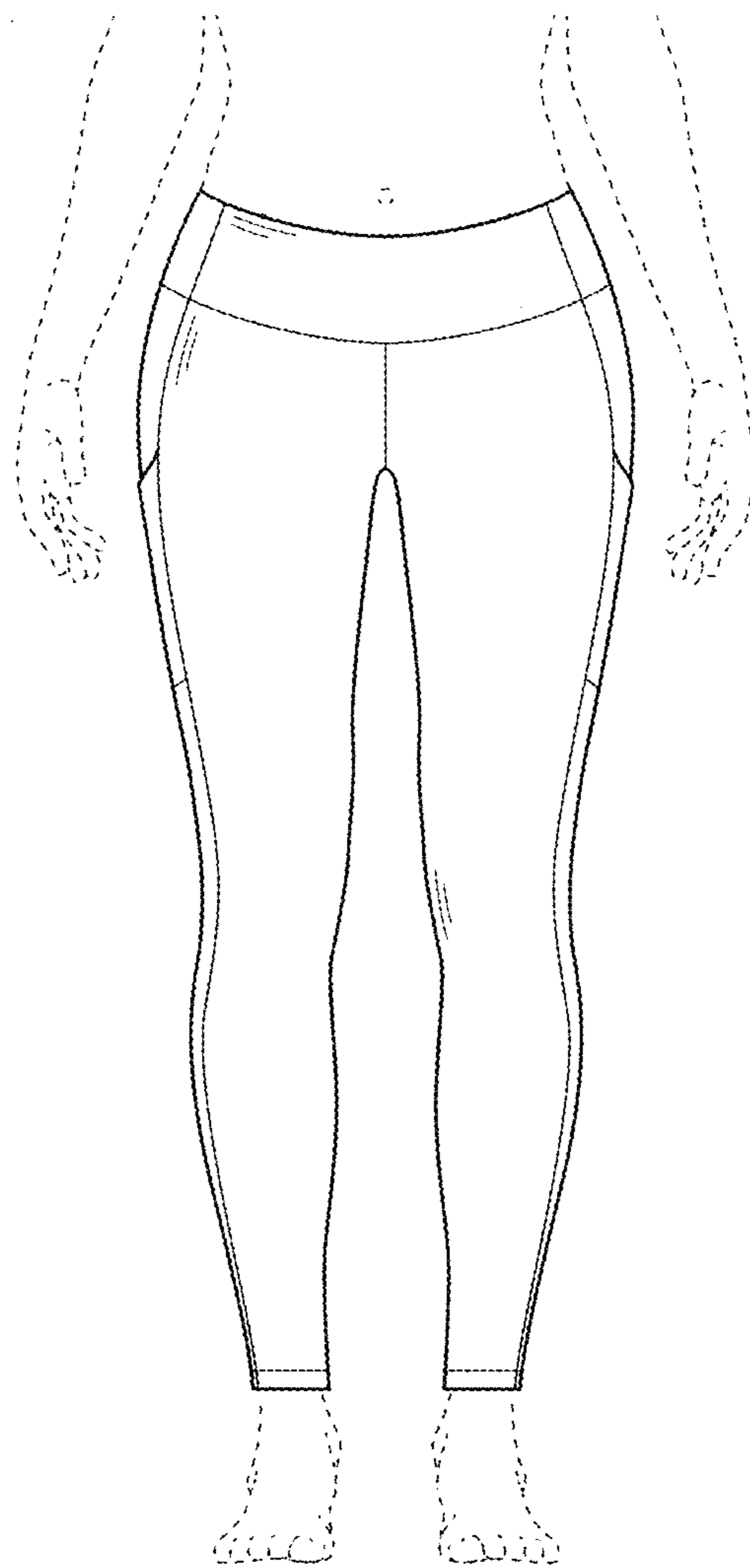


FIG. 7