



US00D812324S

(12) **United States Design Patent**  
**Fujigaya et al.**

(10) **Patent No.:** **US D812,324 S**

(45) **Date of Patent:** **\*\* Mar. 6, 2018**

(54) **HAND DRYER**

D664,299 S \* 7/2012 Ishida ..... D28/54.1  
D676,603 S \* 2/2013 Ishikawa ..... D28/54.1  
D683,075 S \* 5/2013 Ishida ..... D28/54.1

(71) Applicant: **mitsubishi electric corporation**, Tokyo (JP)

FOREIGN PATENT DOCUMENTS

(72) Inventors: **Yusuke Fujigaya**, Tokyo (JP);  
**Jangryul Rim**, Tokyo (JP)

JP D1413565 S 5/2011  
KR 30-0642943-0000 S 5/2012

(73) Assignee: **Mitsubishi Electric Corporation**,  
Tokyo (JP)

OTHER PUBLICATIONS

(\*\*) Term: **15 Years**

An Office Action issued by the Korean Patent Office dated Jun. 23, 2016, which corresponds to Korean Design Patent Application No. 30-2016-0012405; and is related to Design U.S. Appl. No. 29/558,305.

(21) Appl. No.: **29/558,305**

\* cited by examiner

(22) Filed: **Mar. 16, 2016**

(30) **Foreign Application Priority Data**

*Primary Examiner* — Michael A. Pratt

*Assistant Examiner* — Michelle E Wilson

Sep. 17, 2015 (JP) ..... 2015-020676

(74) *Attorney, Agent, or Firm* — Studebaker & Brackett PC

(51) **LOC (11) Cl.** ..... **15-05**

(52) **U.S. Cl.**  
USPC ..... **D32/8**

(58) **Field of Classification Search**  
USPC ..... D28/12, 54.1, 58; D23/357, 361, 385  
CPC ..... F26B 25/06  
See application file for complete search history.

(57) **CLAIM**

The ornamental design for a hand dryer, as shown and described.

(56) **References Cited**

**DESCRIPTION**


U.S. PATENT DOCUMENTS

D253,244 S \* 10/1979 Aroa ..... D28/54.1  
D355,050 S \* 1/1995 Ellsworth ..... D28/54.1  
D425,253 S \* 5/2000 Ayre ..... D28/54.1  
D533,305 S \* 12/2006 Takahashi ..... D28/54.1  
D542,474 S \* 5/2007 Churchill ..... D28/54.1  
D548,399 S \* 8/2007 Nikaido ..... D28/54.1

FIG. 1 is a front perspective view of the front, left, and top sides of a hand dryer showing our new design;  
FIG. 2 is a front view thereof;  
FIG. 3 is a left side view thereof;  
FIG. 4 is a right side view thereof; and,  
FIG. 5 is a top plan view thereof.

The broken lines and areas encircled by the broken lines shown represent unclaimed subject matter of the hand dryer and form no part of the claimed design.


**1 Claim, 5 Drawing Sheets**




*Fig. 1.*




*Fig. 2.*



*Fig. 3.*



*Fig.4.*



*Fig.5.*

