



US00D812317S

(12) **United States Design Patent**
Bogart

(10) **Patent No.:** **US D812,317 S**
(45) **Date of Patent:** **** Mar. 6, 2018**

(54) **AUTOMATED FEEDER APPARATUS**

(71) Applicant: **Mark Bogart**, Joshua, TX (US)

(72) Inventor: **Mark Bogart**, Joshua, TX (US)

(**) Term: **15 Years**

(21) Appl. No.: **29/588,789**

(22) Filed: **Dec. 22, 2016**

(51) **LOC (11) Cl.** **30-03**

(52) **U.S. Cl.**
USPC **D30/121**

(58) **Field of Classification Search**
USPC D30/133, 121, 122, 124, 127, 128, 132,
D30/131, 114, 119; 119/51.01, 61, 51.04,
119/53, 57.91, 54, 53.5, 52.4, 51.11, 63,
119/61.2, 52.1, 57.5, 57.6, 51.13, 62, 75,
119/500, 501, 521, 57.92, 59, 51.12, 57.1,
119/56.1, 57; 239/7, 687, 379, 397.5;
222/199, 181.1, 181.2, 185.1, 557, 156,
222/485, 486, 548, 555; 220/200, 227,
220/247, 262; 221/174, 185.1, 289, 295,
221/296, 559; 454/35; 209/270, 283,
209/244; 52/194, 192; 49/279, 344, 357;
D34/28

CPC A01K 5/0225; A01K 5/00; A01K 5/02;
A01K 5/01; A01K 5/0291; A01K 5/0266;
A01K 5/0275; A01K 5/0283; A01K
39/00; A01K 39/01; A01K 39/0113;
A01K 39/012; A01K 39/0125; A01K
39/014; B28C 7/0046; B65D 90/14;
B65D 88/52; B65D 88/30; A01C 17/005;
A01C 17/006; Y10T 74/19721; Y10T
74/2063

See application file for complete search history.

(56) **References Cited**

U.S. PATENT DOCUMENTS

3,627,985 A * 12/1971 Hostetler A01K 31/20
119/308

3,957,179 A * 5/1976 Bamberg B65D 5/725
222/528

4,850,506 A * 7/1989 Heaps, Jr. B65D 77/061
206/386

4,986,220 A * 1/1991 Reneau A01K 5/02
119/57.91

5,339,996 A * 8/1994 Dubbert B28C 7/0046
182/186.6

6,000,549 A * 12/1999 Perkins B65D 77/061
206/596

6,415,927 B1 * 7/2002 Stone B65D 19/06
206/600

D476,814 S * 7/2003 Thorpe D3/314

7,178,481 B1 * 2/2007 Friesenhahn, Jr. .. A01K 5/0225
119/57.91

7,497,332 B1 * 3/2009 Schwimmer B65D 5/4287
206/600

7,604,156 B2 * 10/2009 Clohessy B65D 19/20
206/600

D710,549 S * 8/2014 Bogart D30/121

D725,315 S * 3/2015 Gabriel D3/304

(Continued)

Primary Examiner — Susan Moon Lee
(74) *Attorney, Agent, or Firm* — Eric Karich; Karich & Associates

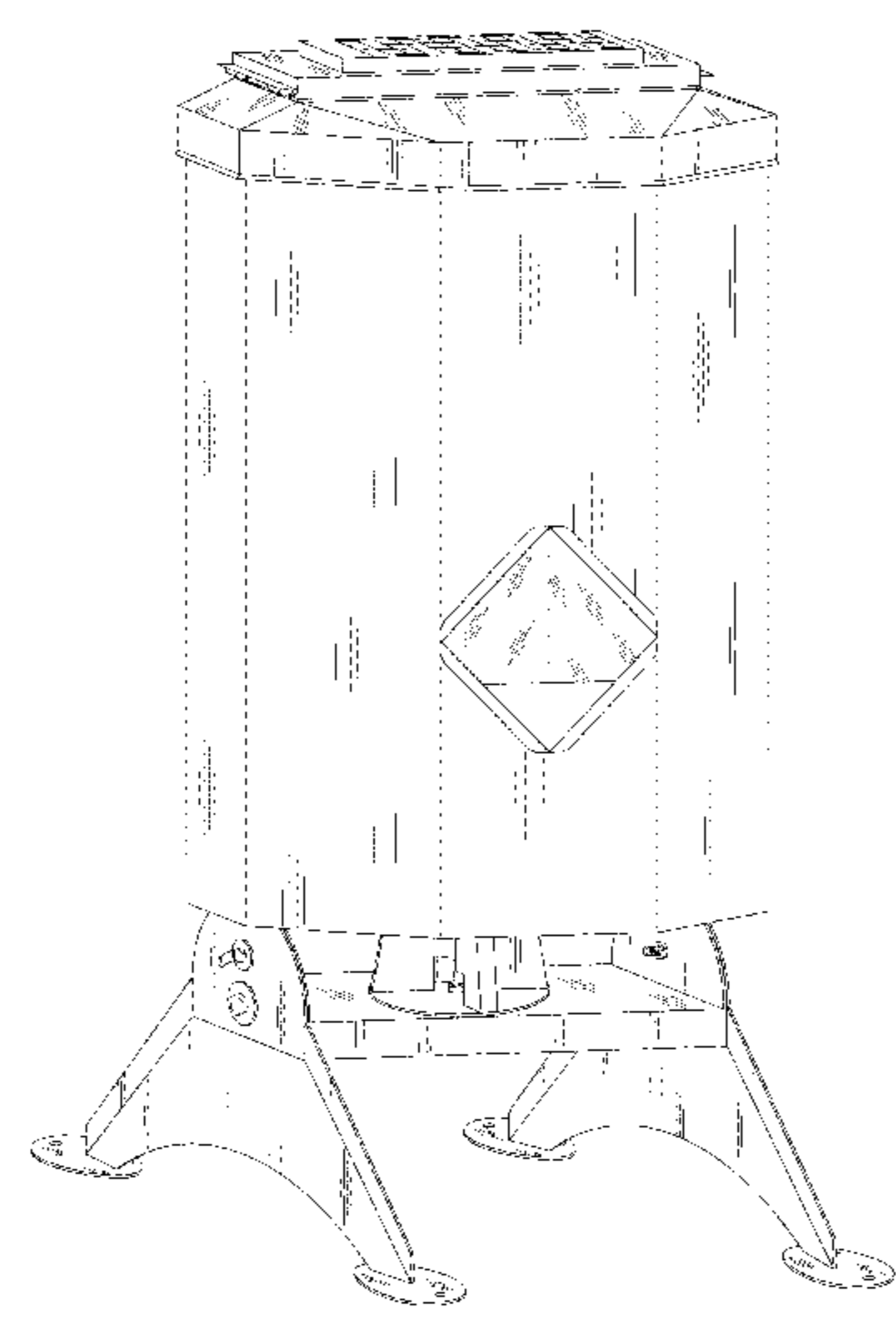
(57) **CLAIM**

The ornamental design for an automated feeder apparatus, as shown and described.

DESCRIPTION

FIG. 1 is a perspective view of an automated feeder apparatus, showing my new design;
FIG. 2 is a front elevational view thereof;
FIG. 3 is a rear elevational view thereof;
FIG. 4 is a left side elevational view thereof
FIG. 5 is a right side elevational view thereof;
FIG. 6 is a top plan view thereof; and,
FIG. 7 is a bottom plan view thereof.

1 Claim, 6 Drawing Sheets



(56)

References Cited

U.S. PATENT DOCUMENTS

8,998,070 B2 * 4/2015 Wisecarver B65D 5/56
229/117.35
9,301,495 B1 * 4/2016 Bogart A01K 5/01
9,491,939 B2 * 11/2016 Myers E01C 19/203
9,635,835 B1 * 5/2017 West A01K 5/004
9,700,014 B1 * 7/2017 Bogart A01K 5/0225
9,751,691 B2 * 9/2017 Hunter B65D 90/205
2009/0241845 A1 * 10/2009 Croft A01K 5/02
119/51.11
2017/0013803 A1 * 1/2017 Teinert A01K 5/0225
2017/0035023 A1 * 2/2017 Teinert A01K 5/0225
2017/0208781 A1 * 7/2017 Bogart A01K 61/80

* cited by examiner

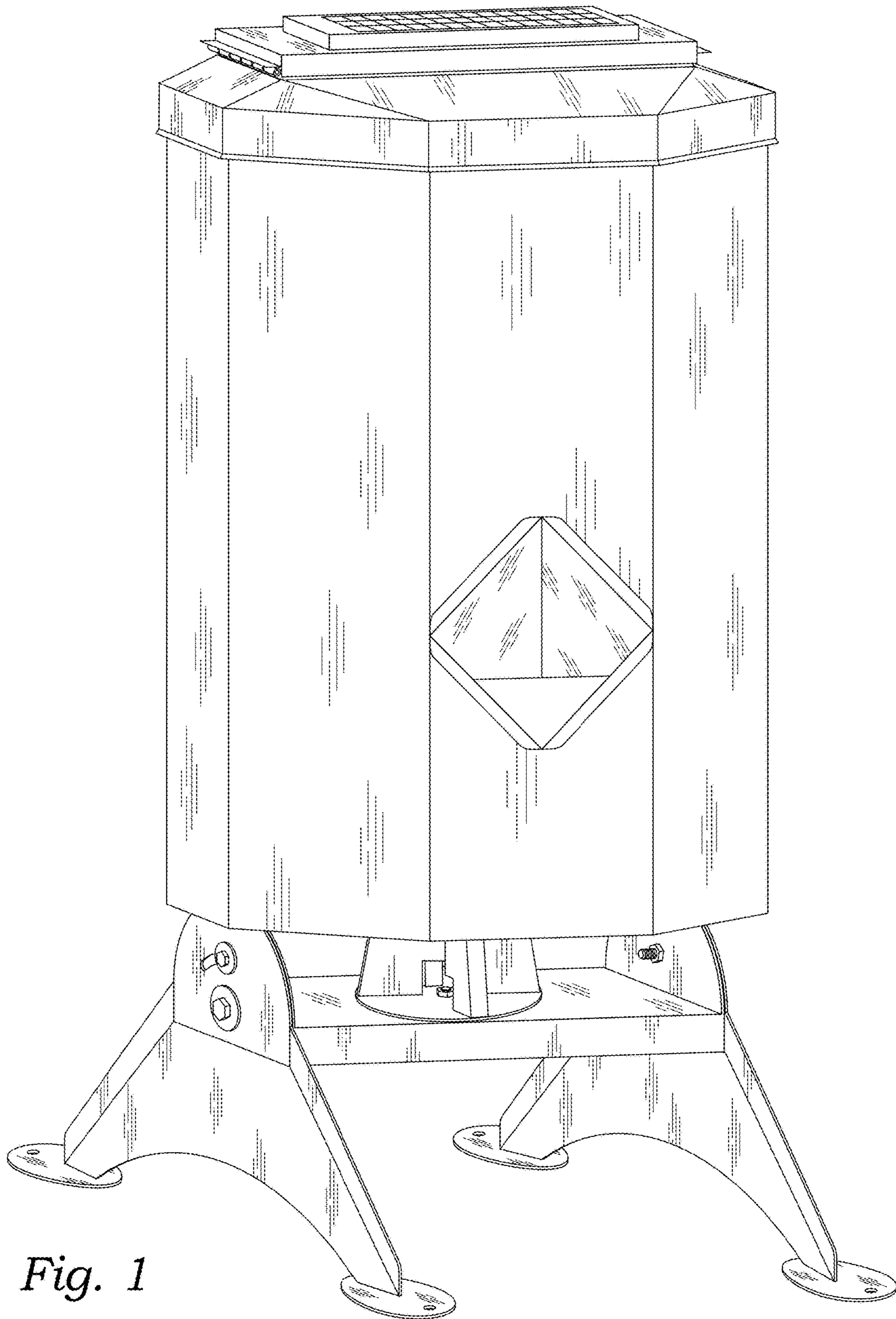


Fig. 1

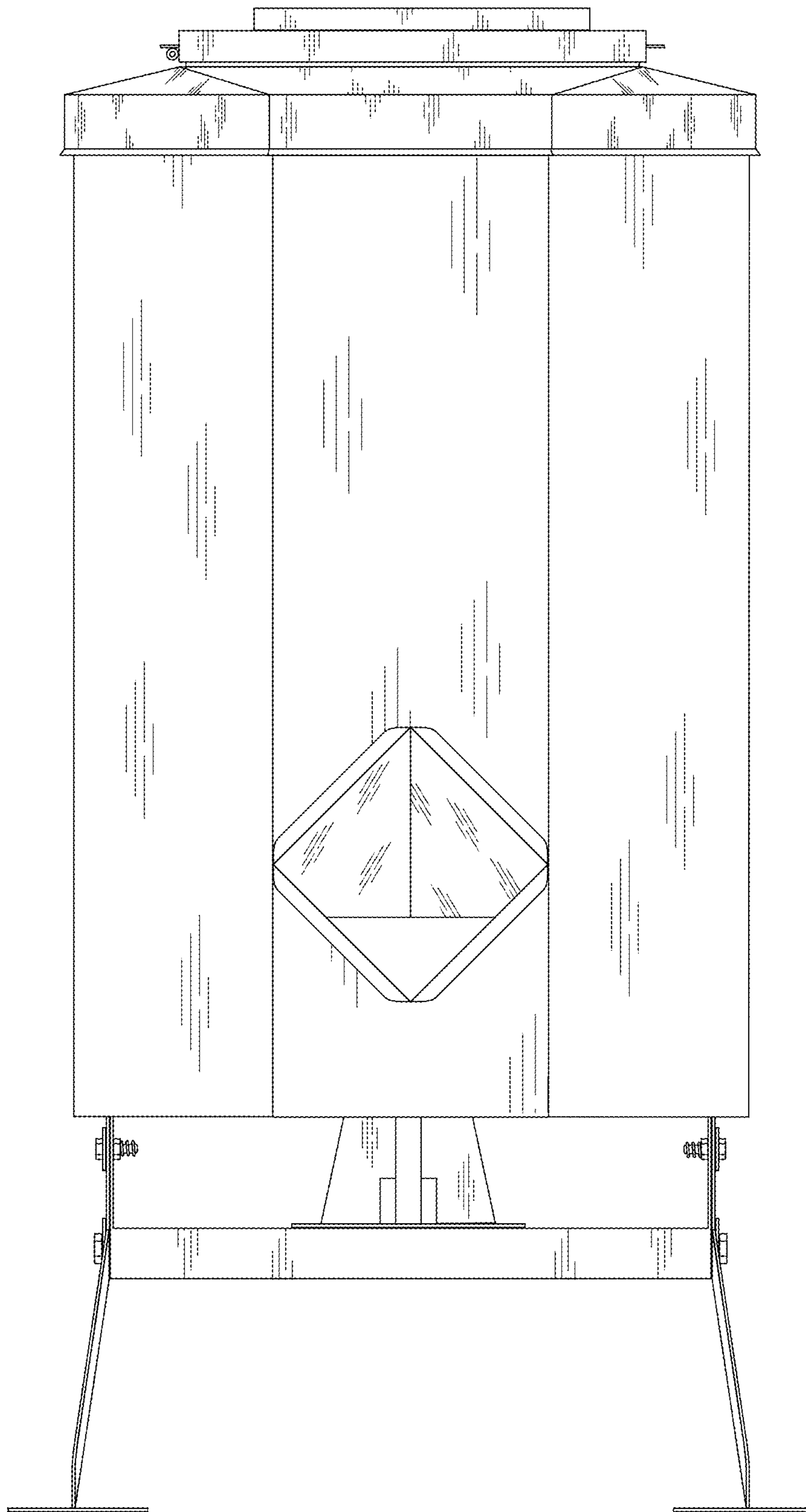


Fig. 2

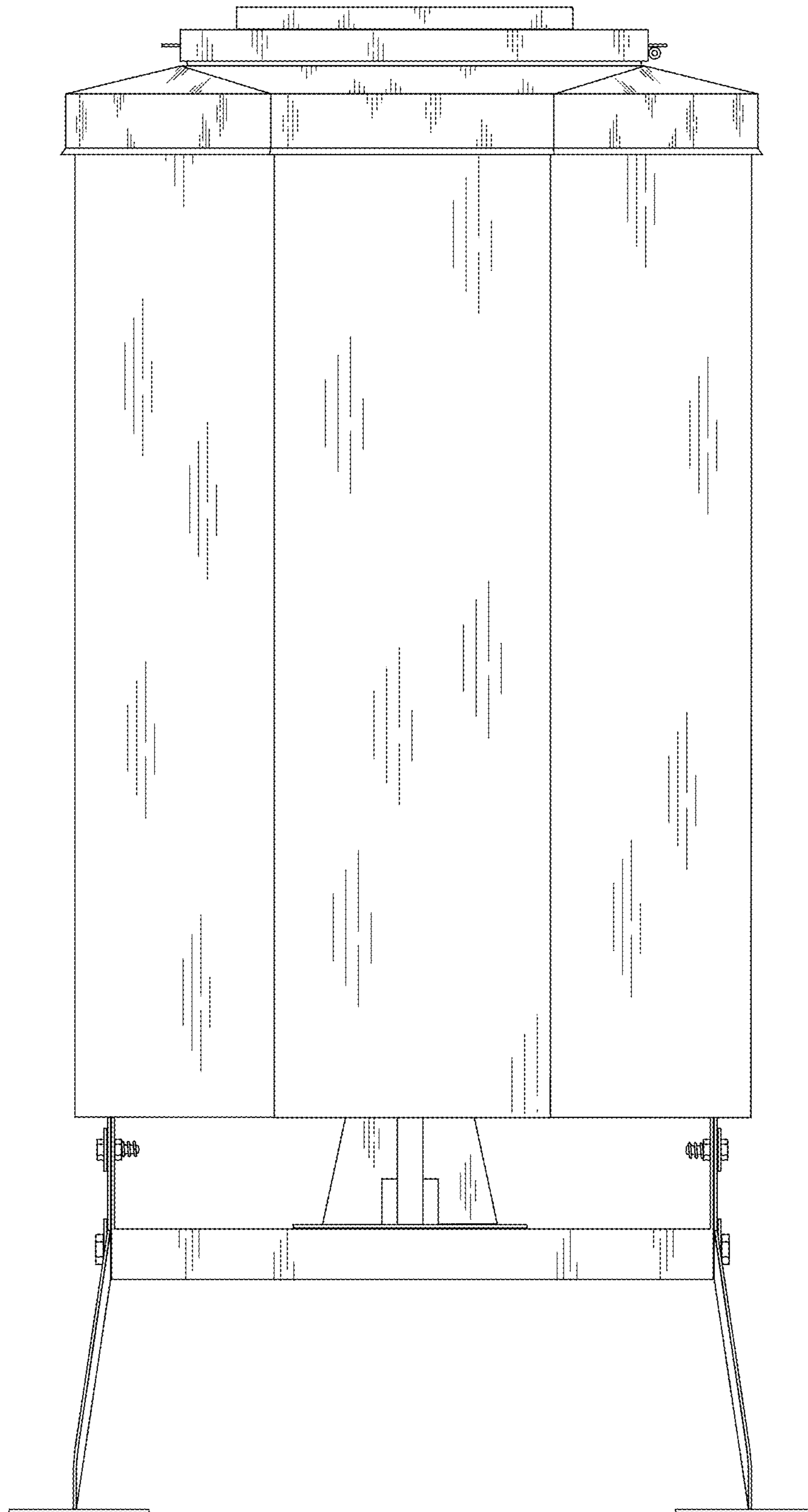


Fig. 3

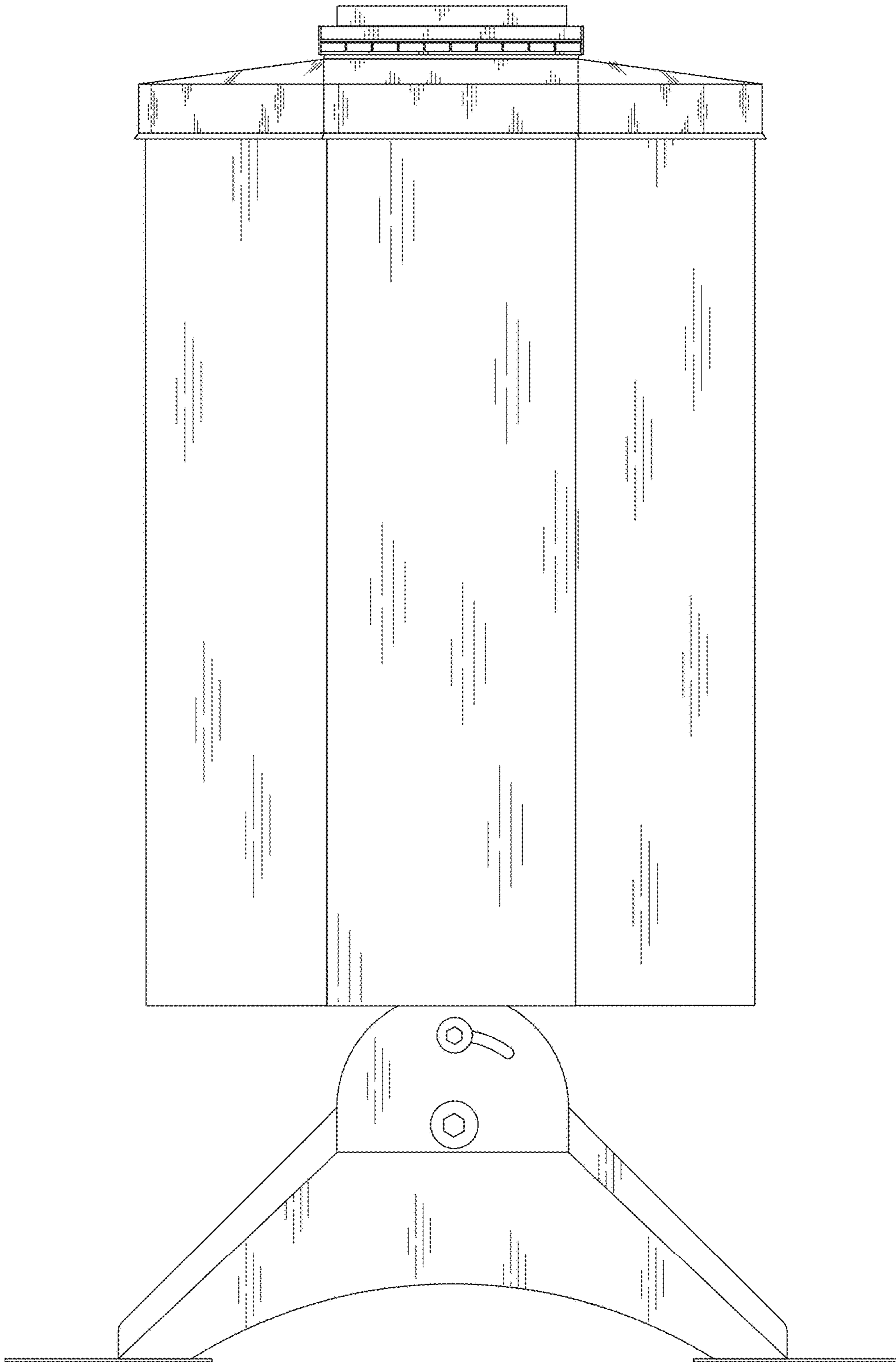


Fig. 4

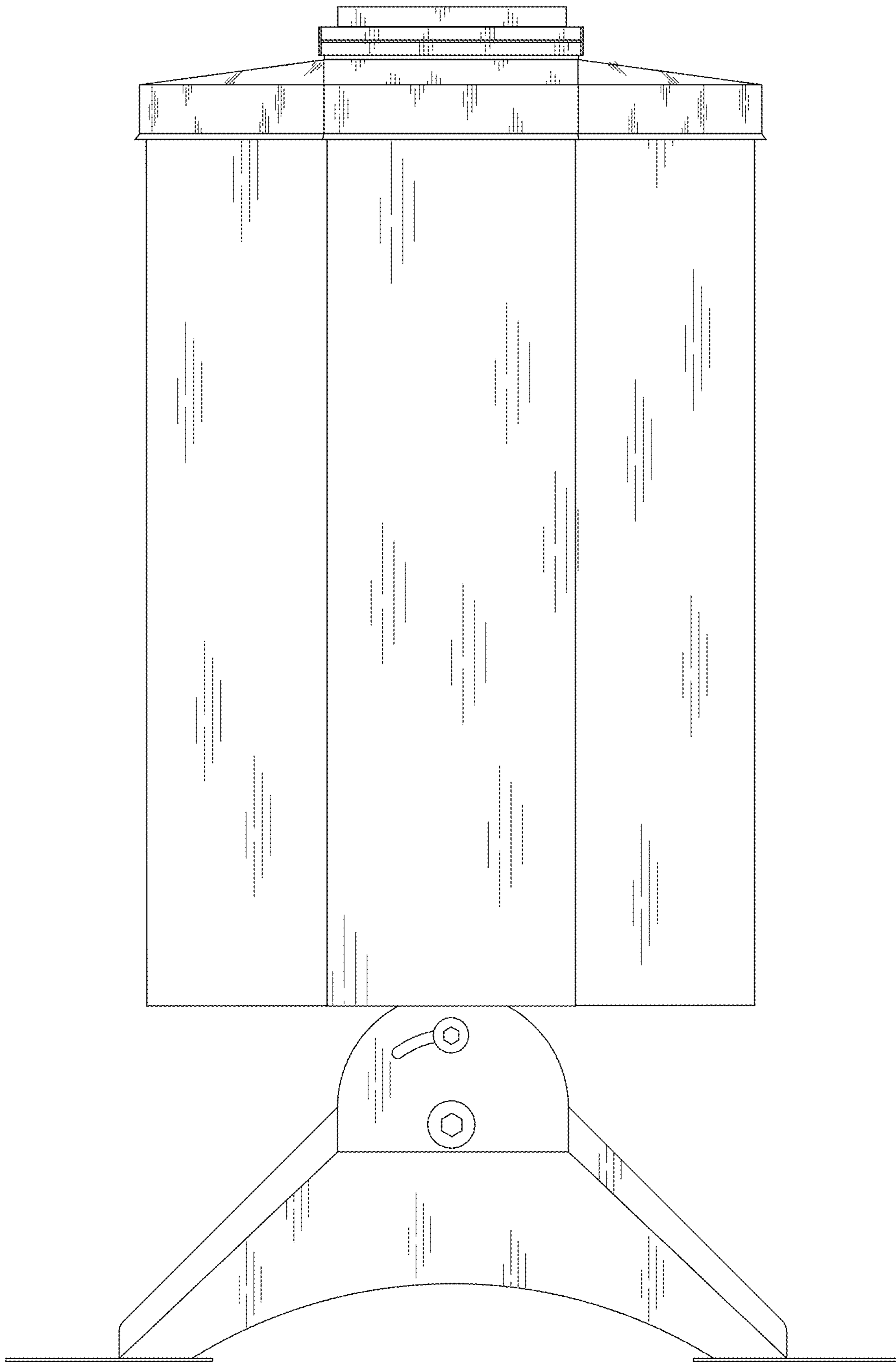


Fig. 5

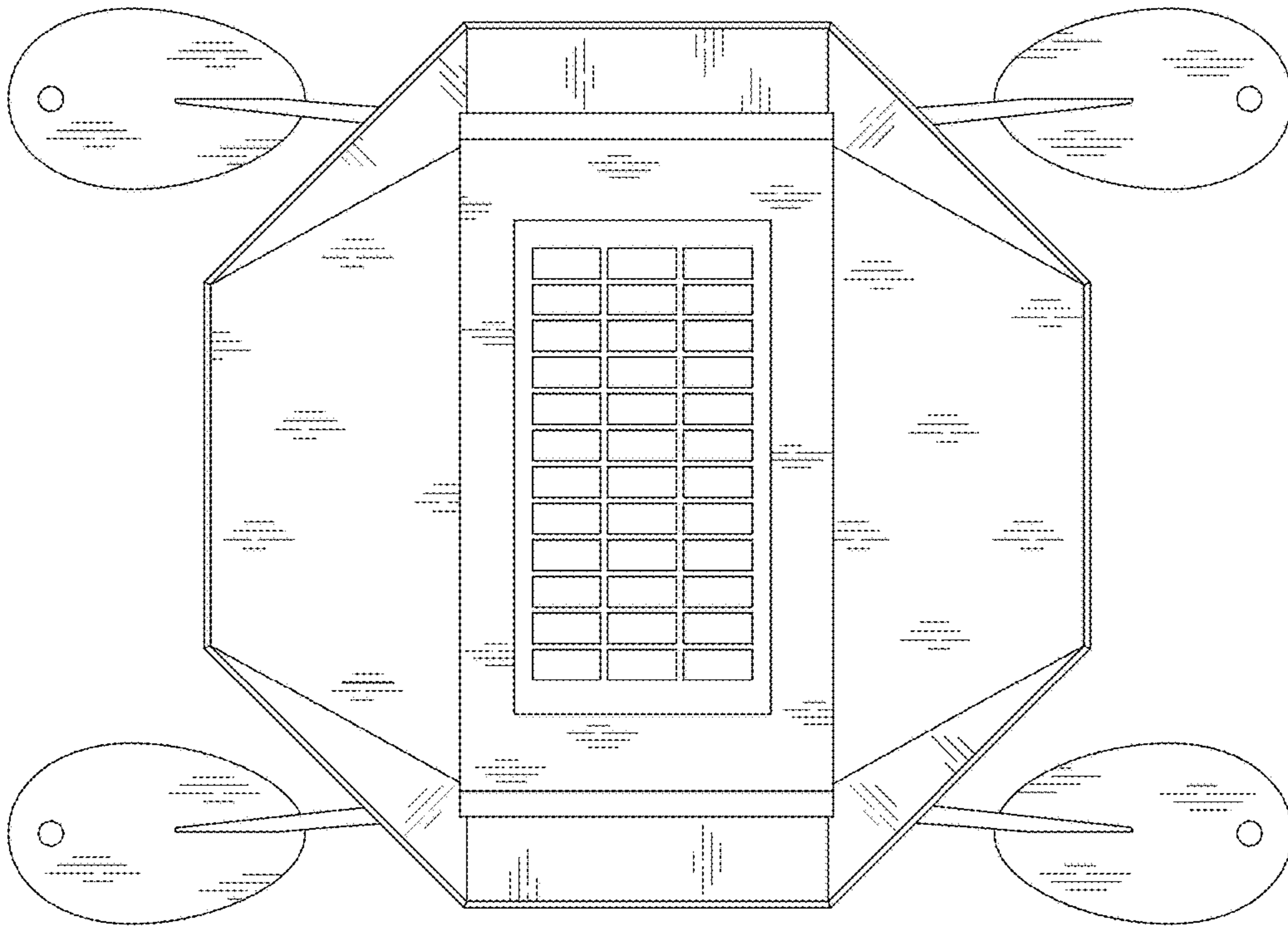


Fig. 6

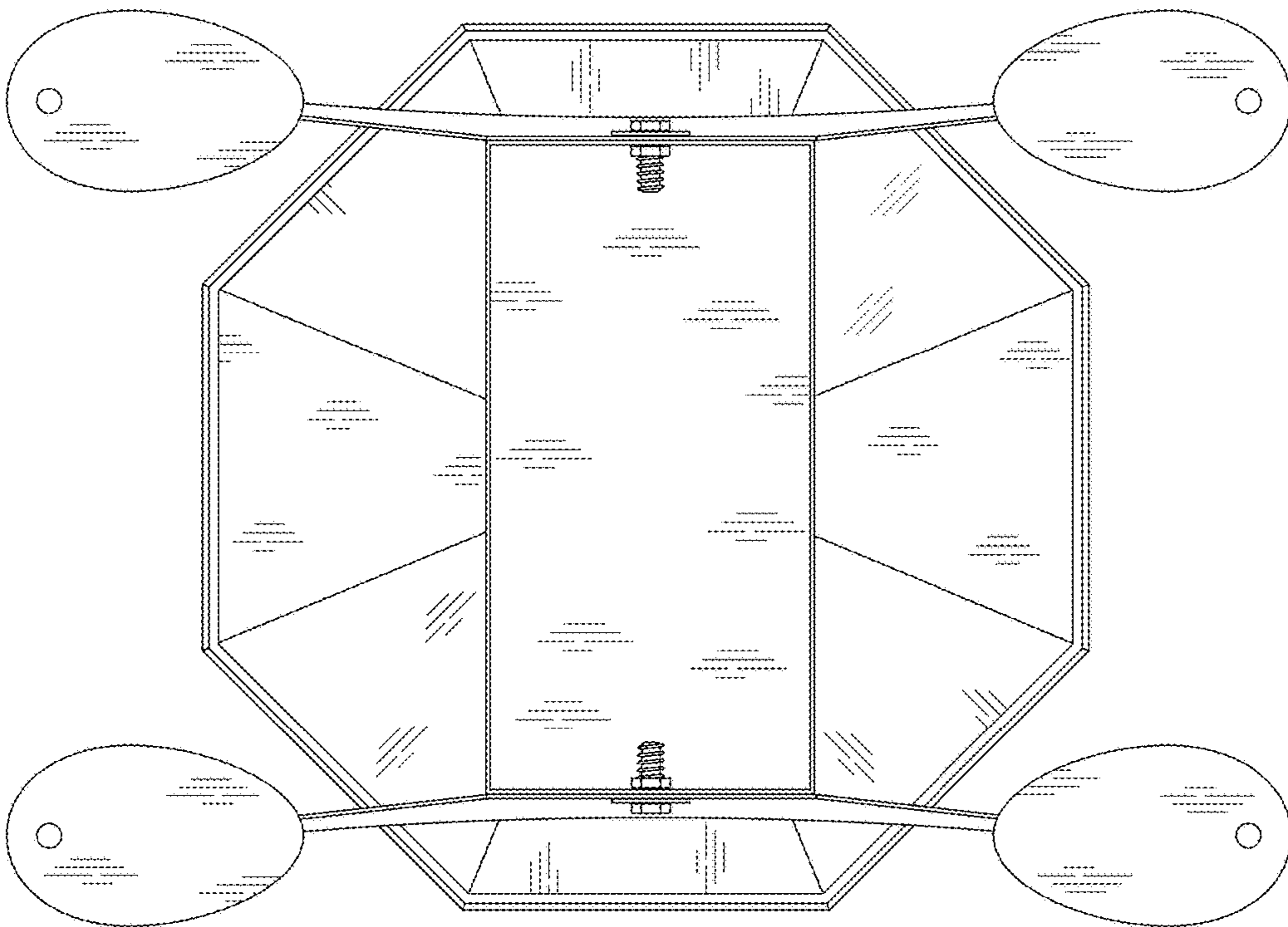


Fig. 7