



US00D812291S

(12) **United States Design Patent** (10) **Patent No.:** **US D812,291 S**
Victor (45) **Date of Patent:** **** Mar. 6, 2018**

(54) **SMOKING PRODUCT HOLDING DEVICE**

(71) Applicant: **David P. Victor**, Meriden, CT (US)

(72) Inventor: **David P. Victor**, Meriden, CT (US)

(**) Term: **15 Years**

(21) Appl. No.: **29/577,315**

(22) Filed: **Sep. 12, 2016**

(51) **LOC (11) Cl.** **27-06**

(52) **U.S. Cl.**
USPC **D27/183**

(58) **Field of Classification Search**
USPC D27/170-174, 180-184, 191; D8/395,
D8/396
CPC A24F 7/00; A24F 7/02; A24F 7/04; A24F
13/00; A24F 13/02; A24F 13/22; A24F
9/14; A24F 19/00; A24F 19/14
See application file for complete search history.

(56) **References Cited**

U.S. PATENT DOCUMENTS

5,052,086	A *	10/1991	Nasuno	A01G 9/128 24/489
D323,975	S *	2/1992	Wise	D8/396
D367,223	S *	2/1996	Adams	D8/395
D394,999	S *	6/1998	Phillip	D8/380
D400,298	S *	10/1998	Vignerot	D27/183
D408,582	S *	4/1999	Varn	D27/183
D417,378	S *	12/1999	Smith	D8/72
D626,285	S *	10/2010	Adame	D27/183

D648,892	S *	11/2011	Cordova	D27/183
D713,472	S *	9/2014	Patyn	D21/386
D751,755	S *	3/2016	Van Riper	D12/223
D779,724	S *	2/2017	Decker	D27/167
2007/0235047	A1 *	10/2007	Long	A24F 13/22 131/240.1
2009/0032035	A1 *	2/2009	Thorpe	A24F 13/22 131/257

* cited by examiner

Primary Examiner — Sheryl Lane

Assistant Examiner — Jennifer M Campbell

(74) *Attorney, Agent, or Firm* — McCormick, Paulding & Huber LLP

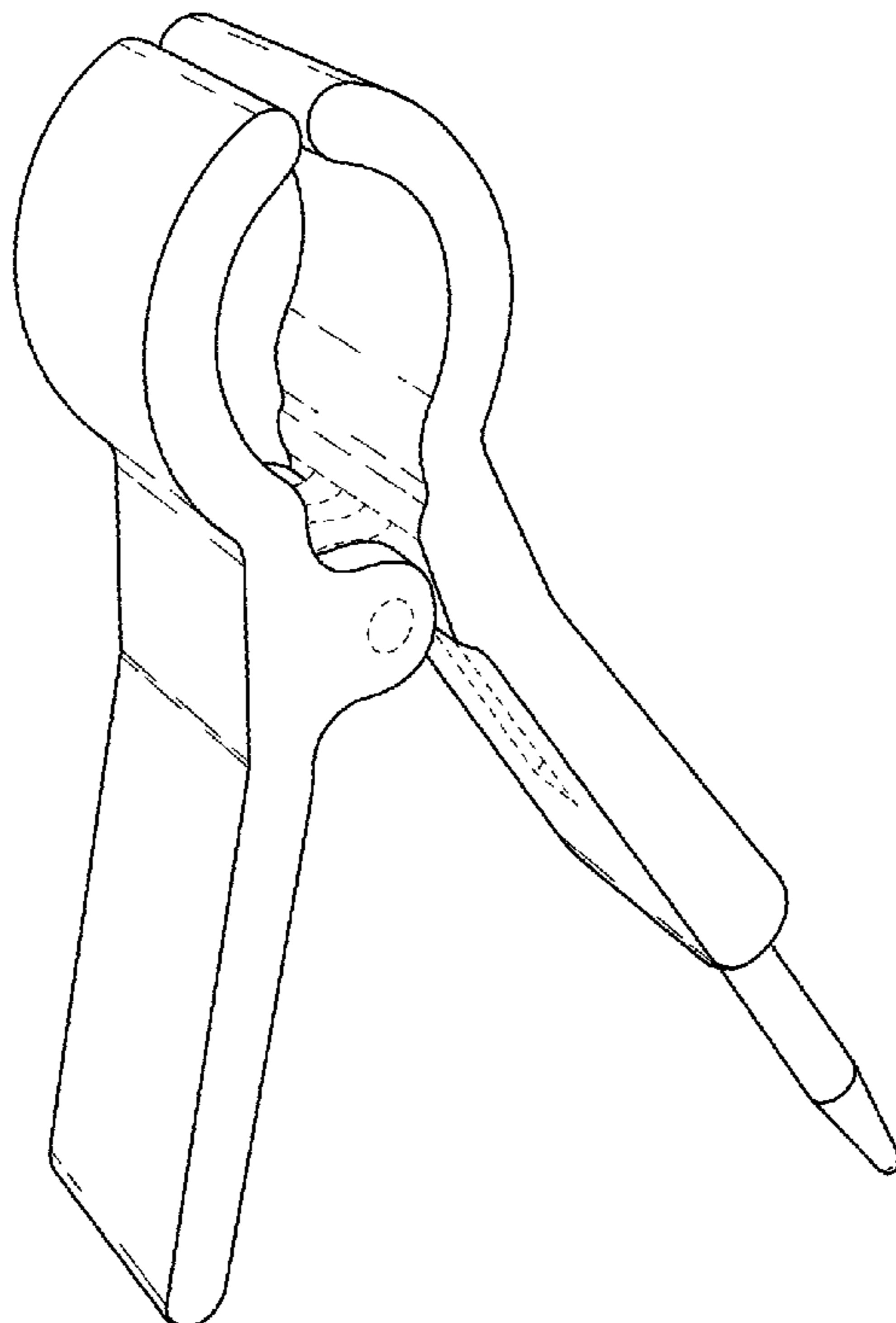
(57) **CLAIM**

The ornamental design for a smoking product holding device, substantially as shown and described.

DESCRIPTION

FIG. 1 is a right, top and front perspective view of a smoking product holding device comprising a new, original and ornamental design;
FIG. 2 is a front view thereof;
FIG. 3 is a rear view thereof;
FIG. 4 is a left side view thereof;
FIG. 5 is a right side view thereof;
FIG. 6 is a top view thereof; and,
FIG. 7 is a bottom view thereof.
The broken lines depict portions of the smoking product holding device and form no part of the claimed design.

1 Claim, 4 Drawing Sheets



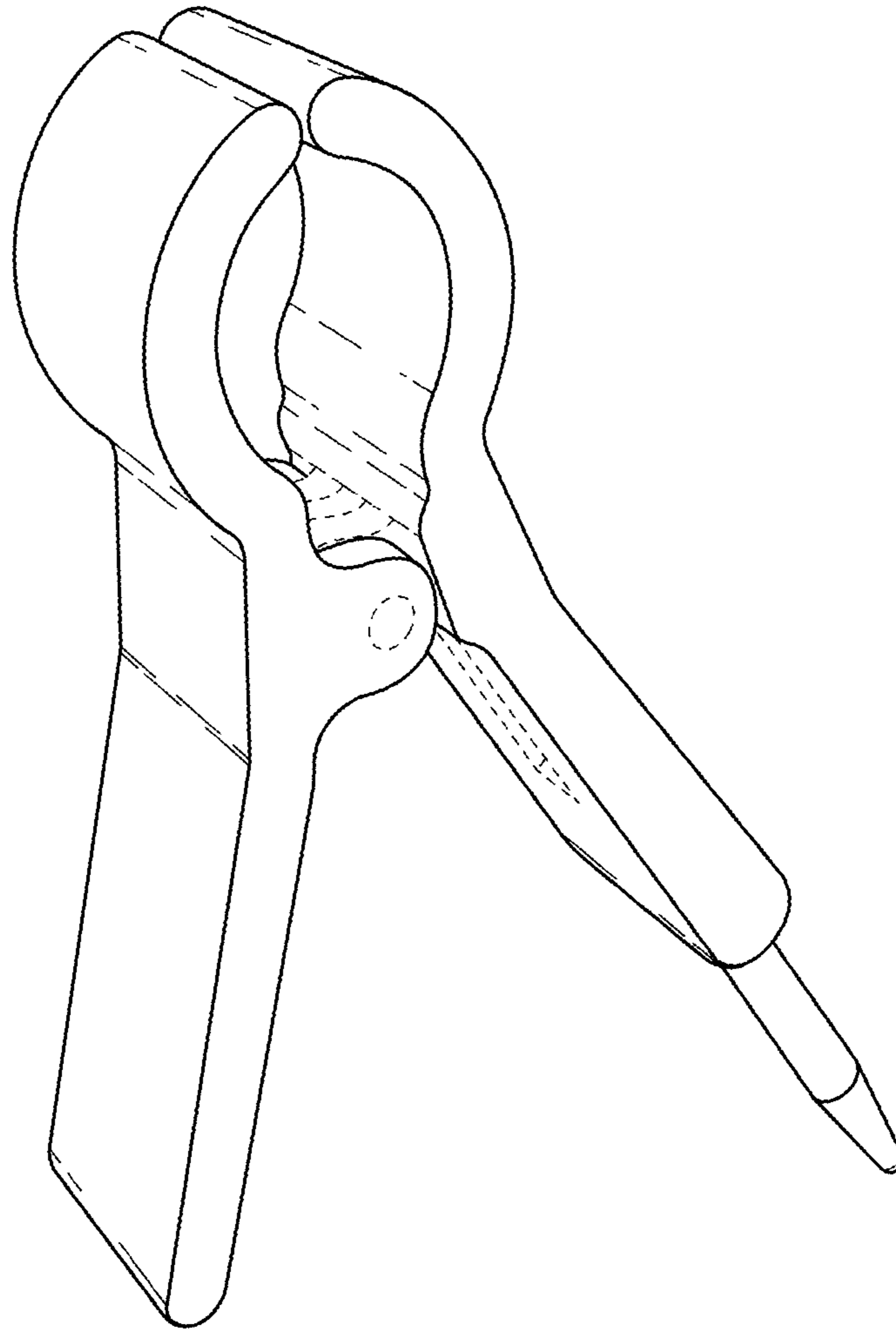


FIG. 1




FIG. 2



FIG. 3

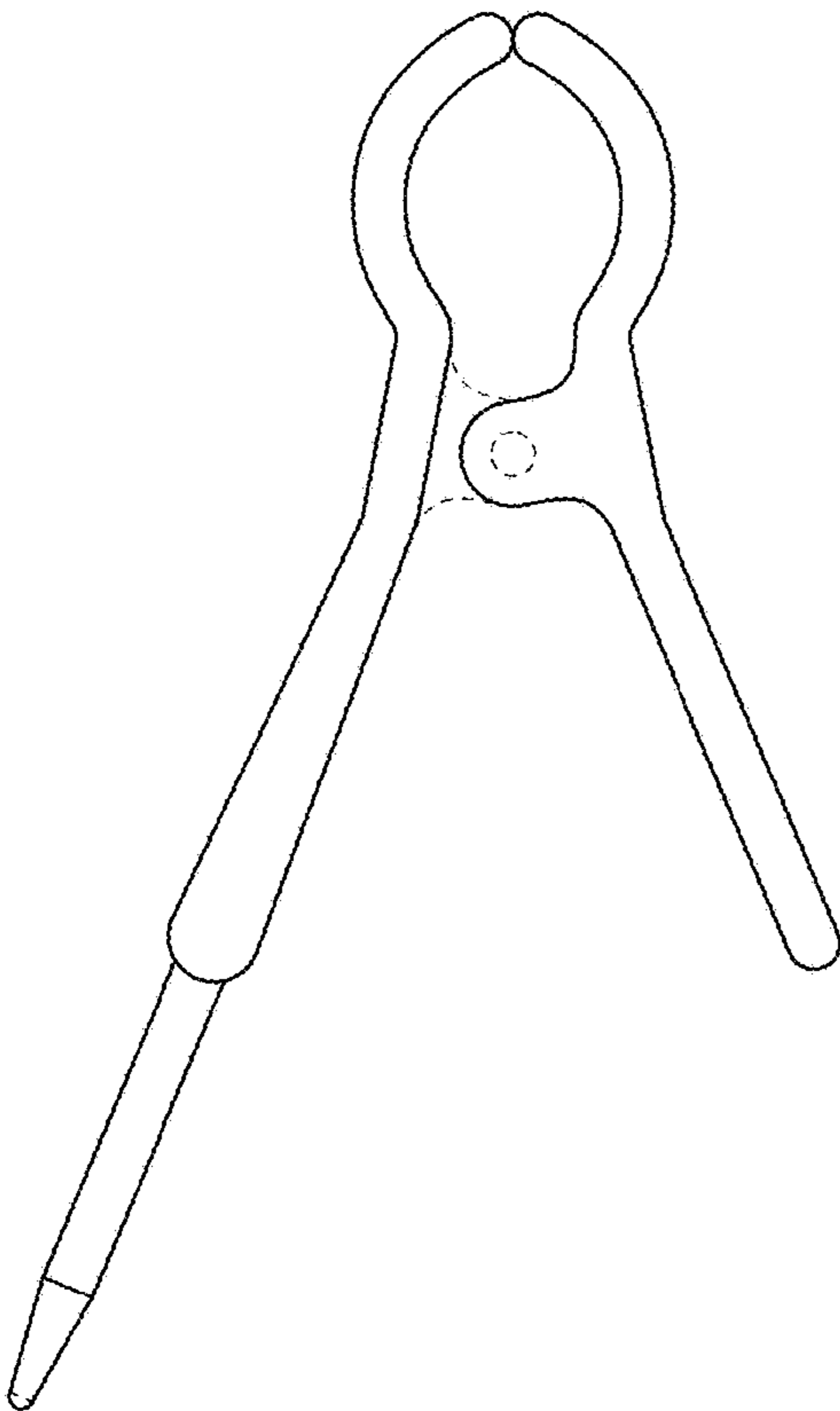


FIG. 4

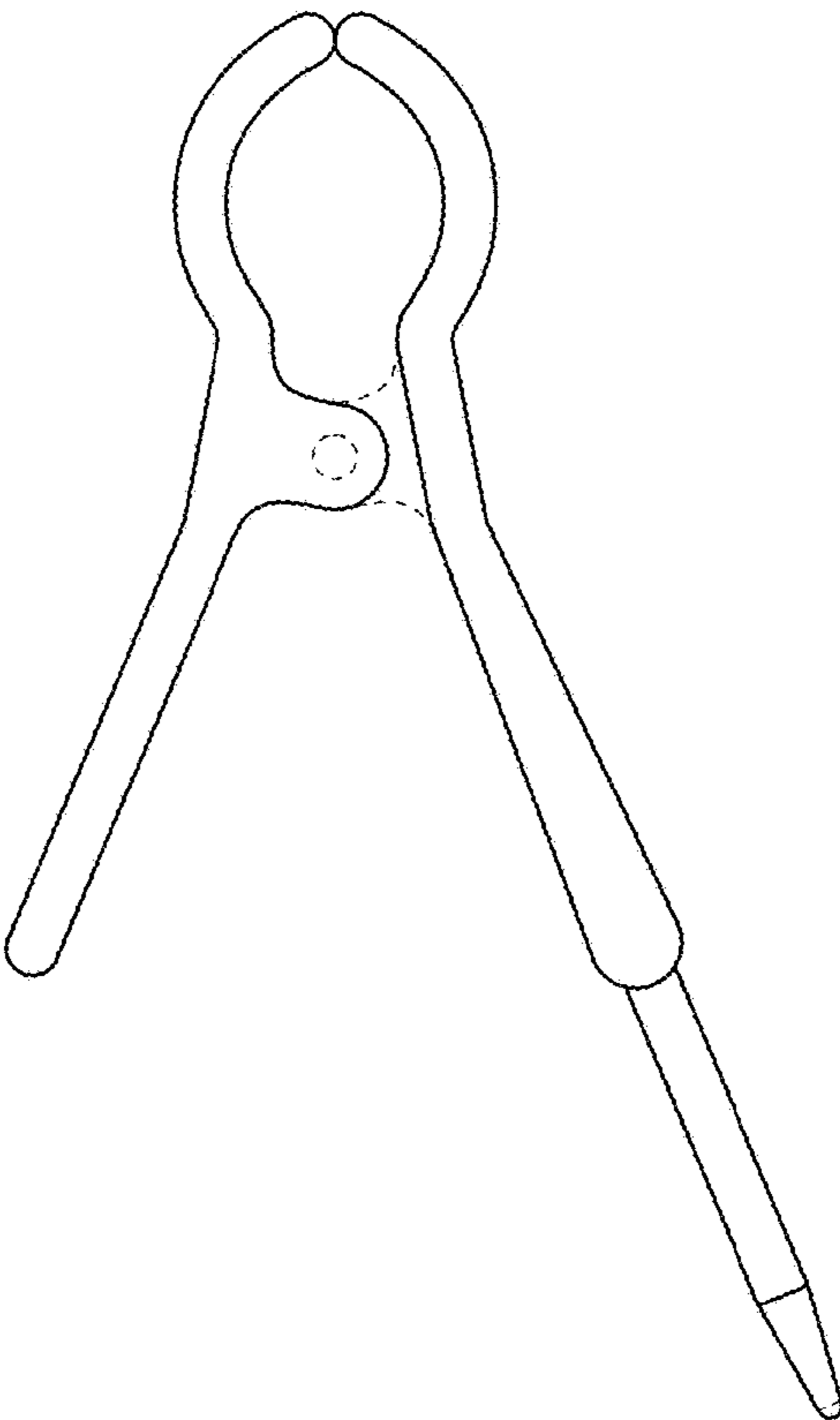


FIG. 5

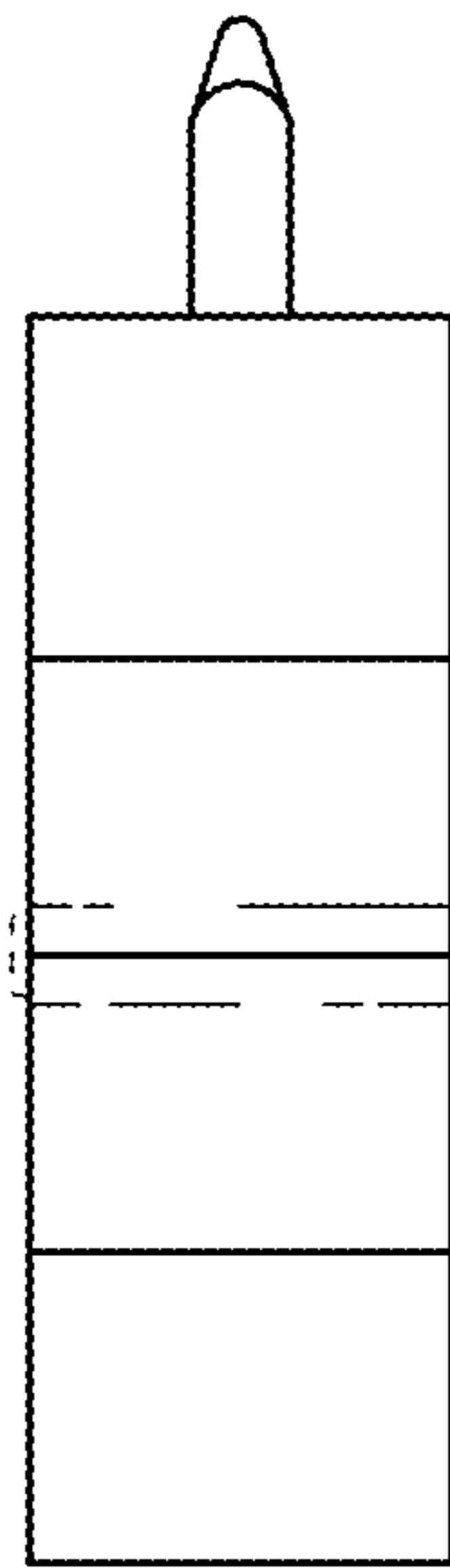


FIG. 6

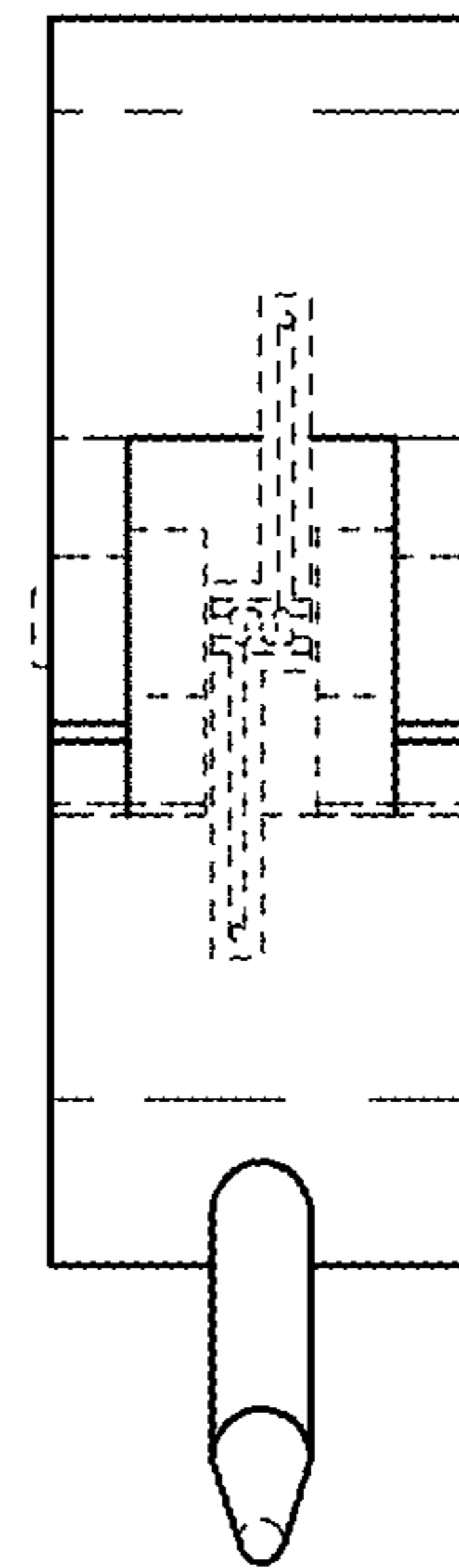


FIG. 7