



US00D812258S

(12) **United States Design Patent** (10) **Patent No.:** **US D812,258 S**
Seo et al. (45) **Date of Patent:** **** Mar. 6, 2018**

(54) **HEADLAMP FOR AN AUTOMOBILE**

(57) **CLAIM**

(71) Applicant: **Nissan Motor Co., Ltd.**, Yokohama, Kanagawa (JP)

The ornamental design for a headlamp for an automobile, as shown and described.

(72) Inventors: **Kuniharu Seo**, Kanagawa (JP); **Satoru Hasegawa**, Kanagawa (JP)

DESCRIPTION

(73) Assignee: **Nissan Motor Co., Ltd.**, Yokohama (JP)

FIG. 1 is an outside elevational view of a headlamp for an automobile in accordance with a first embodiment of our new design;

(**) Term: **15 Years**

FIG. 2 is an inside elevational view of the headlamp in accordance with the first embodiment of our new design of FIG. 1;

(21) Appl. No.: **29/568,907**

FIG. 3 is a top plan view of the headlamp in accordance with the first embodiment of our new design of FIGS. 1 and 2; FIG. 4 is a bottom plan view of the headlamp in accordance with the first embodiment of our new design of FIGS. 1 to 3;

(22) Filed: **Jun. 22, 2016**

FIG. 5 is a front side elevational view of the headlamp in accordance with the first embodiment of our new design of FIGS. 1 to 4;

(30) **Foreign Application Priority Data**

Dec. 23, 2015 (JP) 2015-028613

FIG. 6 is a rear side elevational view of the headlamp in accordance with the first embodiment of our new design of FIGS. 1 to 5; and,

(51) **LOC (11) Cl.** **26-06**

(52) **U.S. Cl.**
USPC **D26/28**

FIG. 7 is a front side perspective view of the headlamp in accordance with the first embodiment of our new design of FIGS. 1 to 6.

(58) **Field of Classification Search**
USPC D26/28-36; 362/80-83, 267-269, 362/459-468, 475-478, 485-487

(Continued)

The headlamp is configured to be mounted to an automobile. The mounting structure and support structure of the headlamp, shown in broken lines in FIGS. 1 to 7, form no part of the claimed design since the mounting structure and support structure are hidden when the headlamp is mounted to the automobile.

(56) **References Cited**

U.S. PATENT DOCUMENTS

D528,681 S 9/2006 Nakahara
D560,291 S 1/2008 Koyama

(Continued)

In addition, the appearance of the rear side structures and inside structures of the headlamp as shown in broken lines in FIGS. 1 to 7 is for purpose of illustrating the boundaries of the exterior surface of the outside of the headlamp, and forms no part of the claimed design.

FOREIGN PATENT DOCUMENTS

JP D1312000 S 10/2007
JP D1312002 S 10/2007

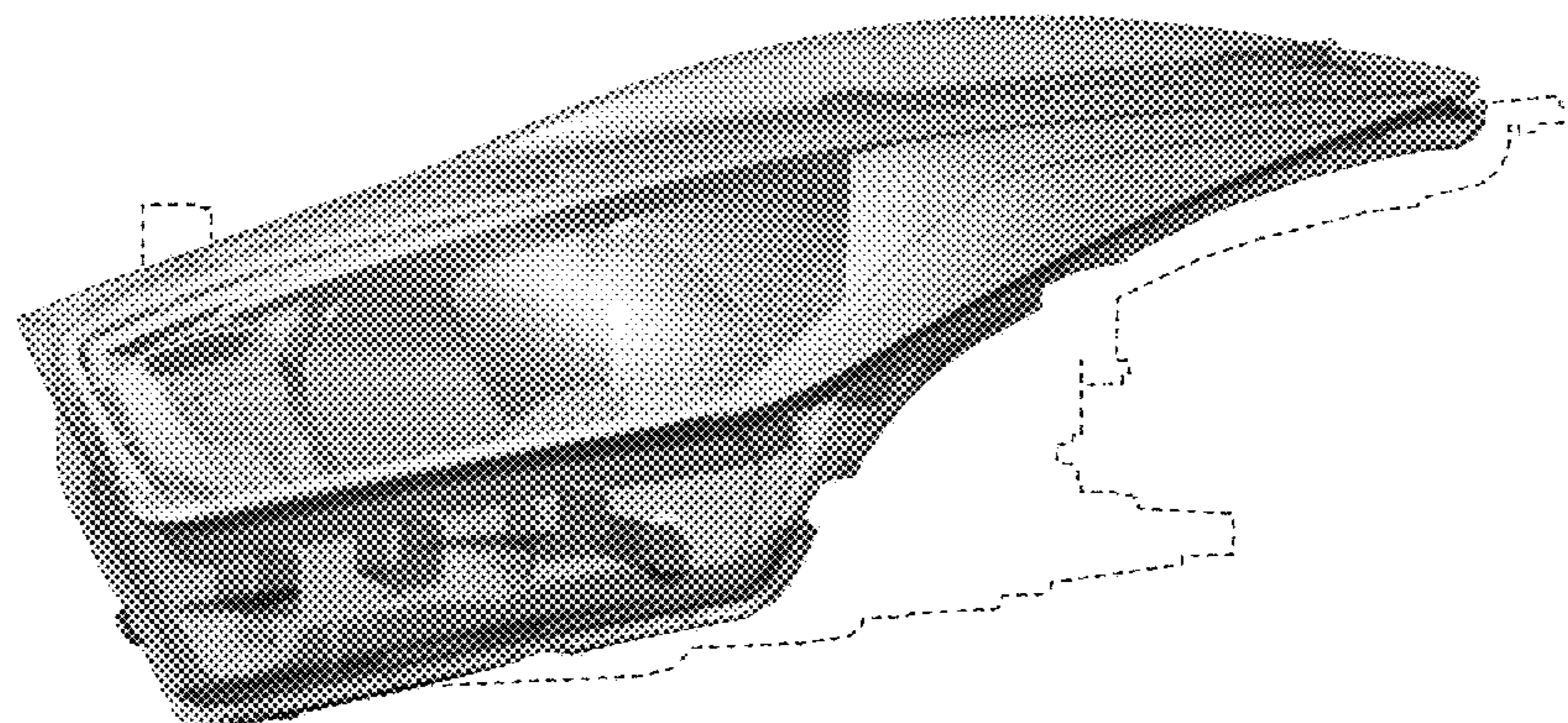
(Continued)

A second embodiment of our new design is identical to the first embodiment except that the second embodiment of our new design includes the mirror image of the headlamp shown in FIGS. 1 to 7.

Primary Examiner — Marcus Jackson

(74) *Attorney, Agent, or Firm* — Global IP Counselors, LLP

1 Claim, 7 Drawing Sheets



(58) **Field of Classification Search**

CPC F21S 48/00; F21S 48/10; F21S 48/115;
 F21S 48/1233; F21S 48/1266; F21S
 48/1388; F21S 48/2268; F21V 21/04;
 B60Q 9/13; B60Q 9/135; B60Q 9/1375

See application file for complete search history.

D732,720 S 6/2015 Mays et al.
 D733,344 S 6/2015 Mays et al.
 D746,496 S * 12/2015 Loeb D26/28

(56)

References Cited

U.S. PATENT DOCUMENTS

D561,358 S 2/2008 Tachibana
 D675,355 S 1/2013 Sakai et al.
 D681,857 S 5/2013 Munakata
 D695,936 S 12/2013 Ishizuka et al.
 D704,870 S * 5/2014 Kim D26/28
 D708,375 S 7/2014 Endo
 D708,767 S * 7/2014 Minaminsawa D26/28
 D709,218 S 7/2014 Kim et al.
 D709,219 S 7/2014 Kim et al.
 D709,631 S 7/2014 Sato
 D710,522 S * 8/2014 Kwon D26/28
 D714,977 S * 10/2014 Lee D26/28
 D715,978 S * 10/2014 Loeb D26/28
 D718,893 S * 12/2014 Lai D26/28
 D722,188 S * 2/2015 Futschik D26/28

FOREIGN PATENT DOCUMENTS

JP D1455398 S 11/2012
 JP D1455890 S 11/2012
 JP D1459310 S 1/2013
 JP D1465869 S 4/2013
 JP D1465870 S 4/2013
 JP D1472975 S 6/2013
 JP D1513542 S 12/2014
 JP D1518109 S 2/2015
 JP D1526534 S 6/2015
 JP D1538028 S 11/2015
 JP D1552160 S 6/2016
 JP D1565246 S 12/2016
 JP D1572297 S 3/2017
 JP D1572303 S 3/2017
 JP D1572310 S 3/2017
 JP D1572785 S 3/2017
 JP D1527910 S 6/2017
 JP D1538317 S 11/2017
 JP D1565486 S 12/2017

* cited by examiner

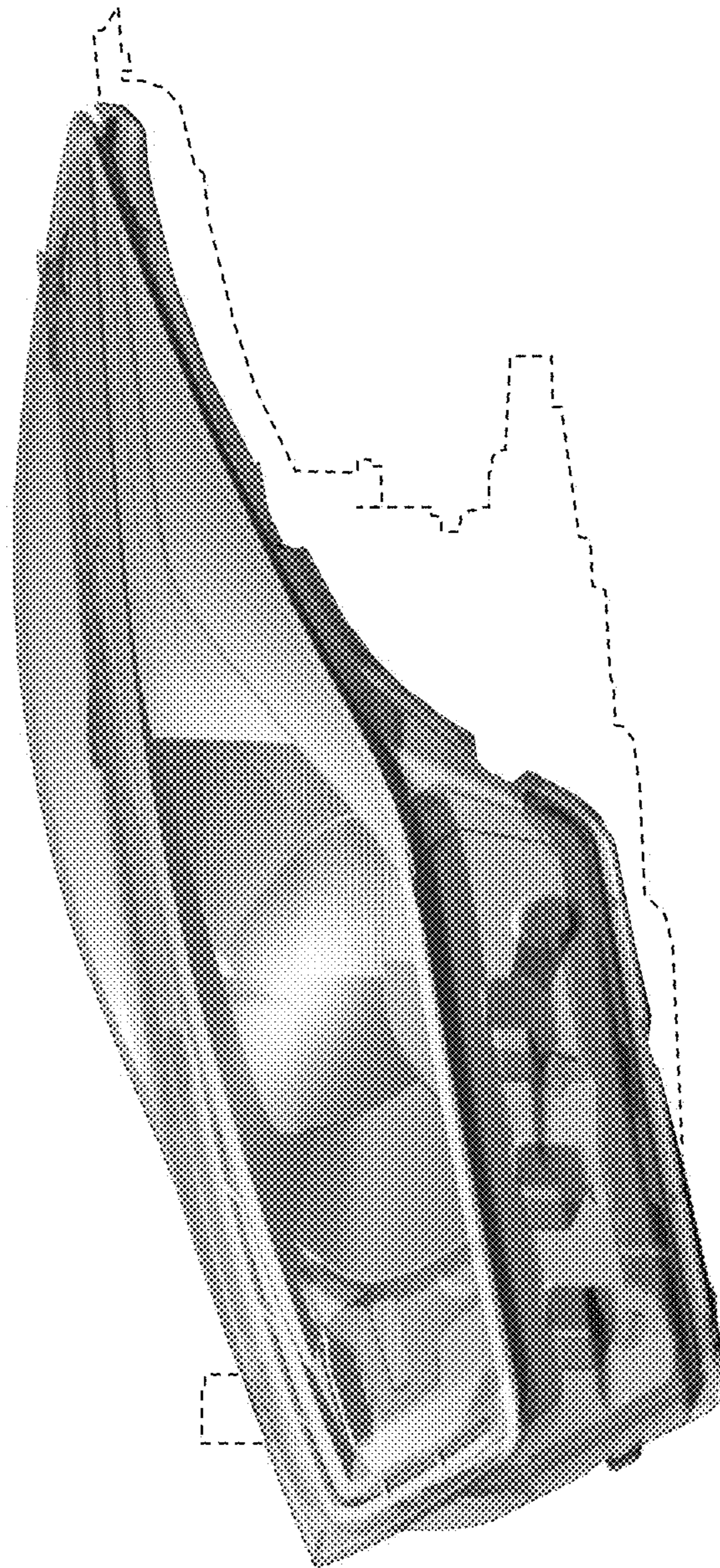


FIG. 1

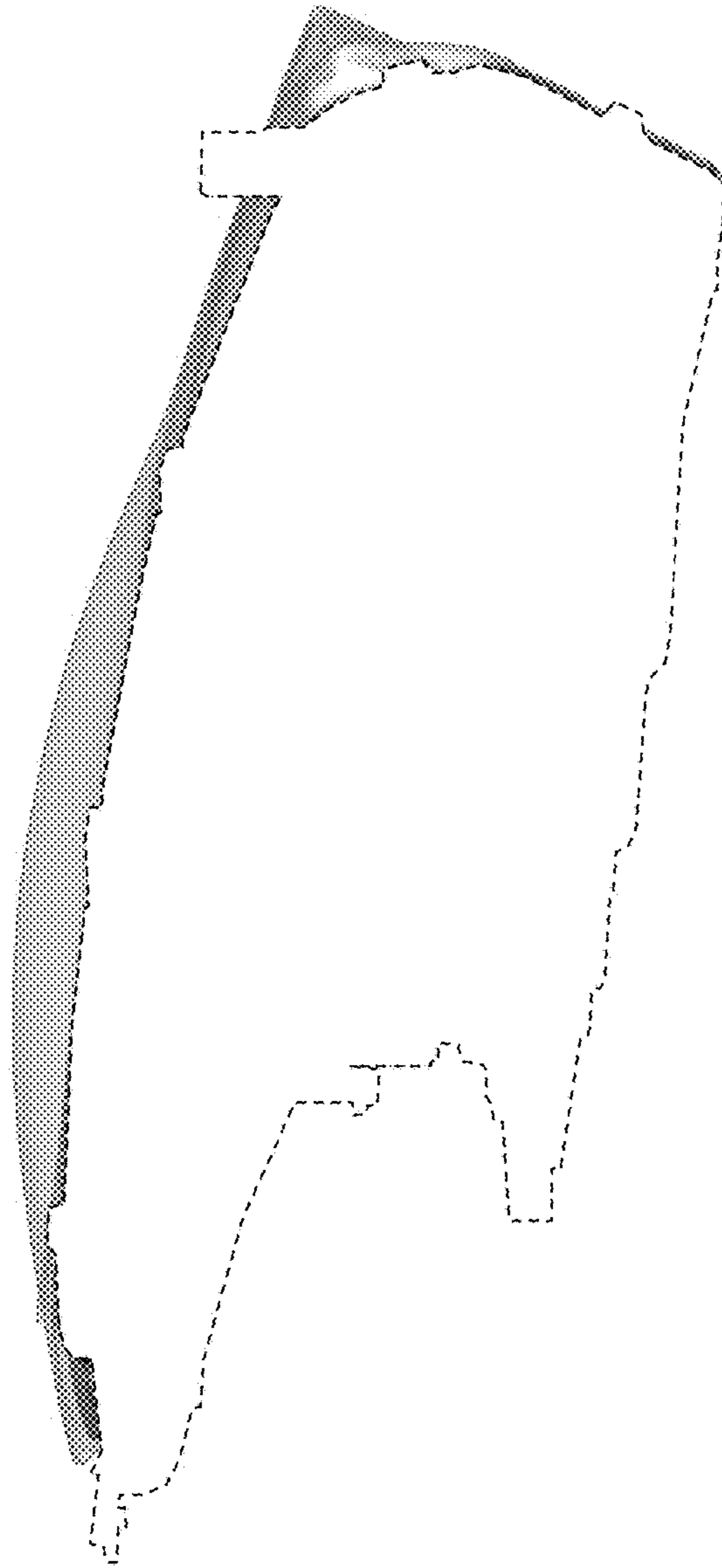


FIG. 2




FIG. 3

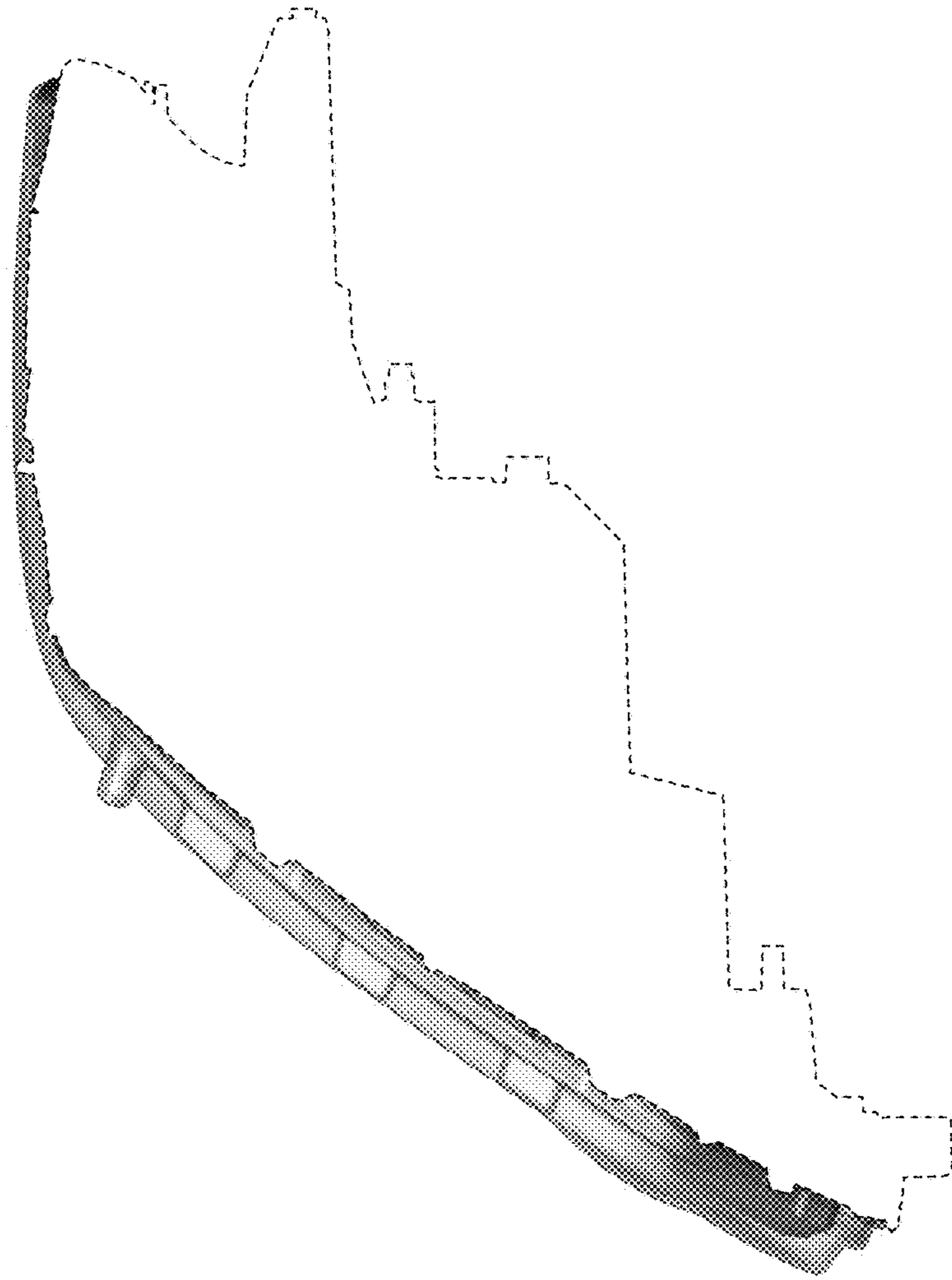


FIG. 4




FIG. 5

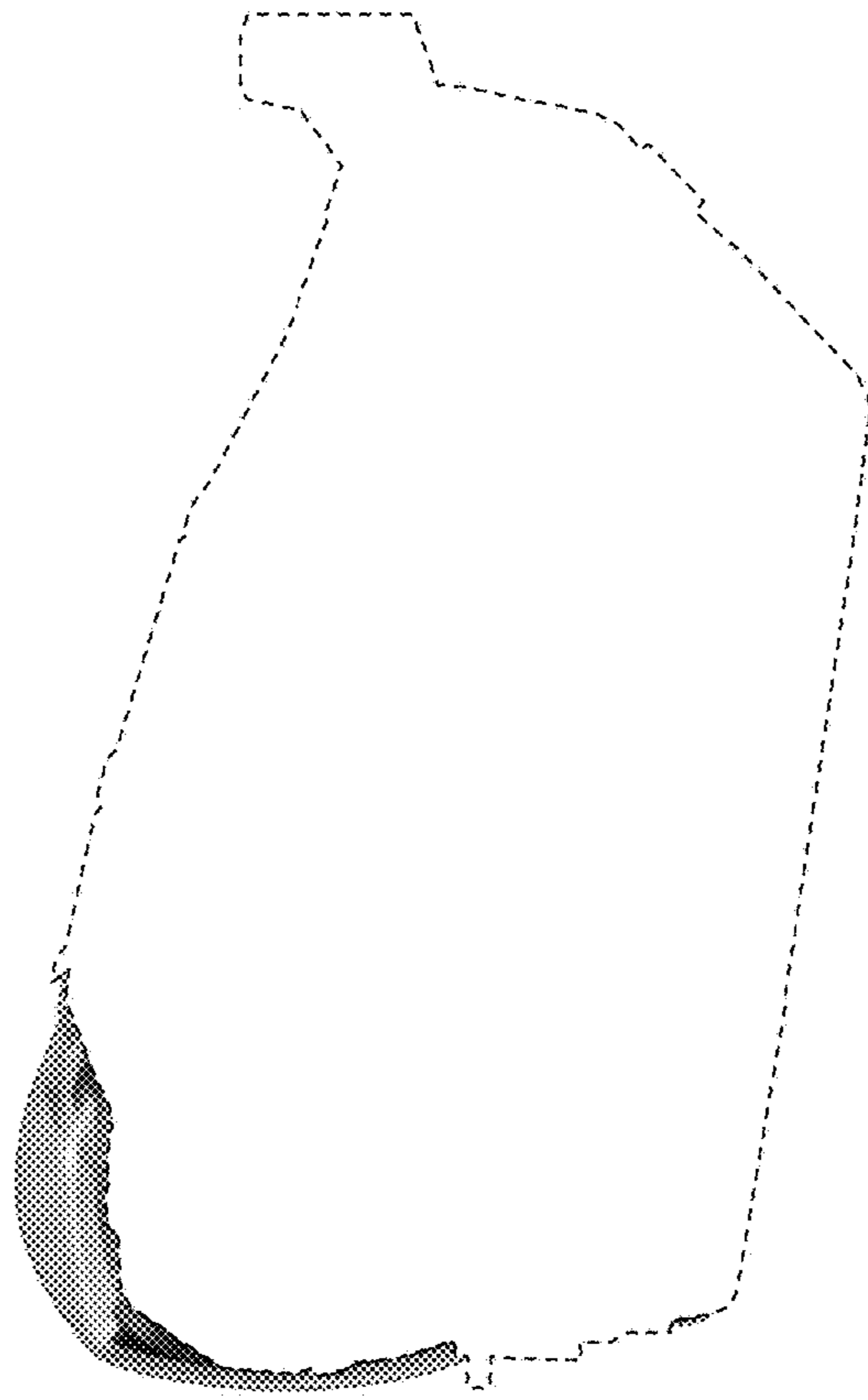


FIG. 6

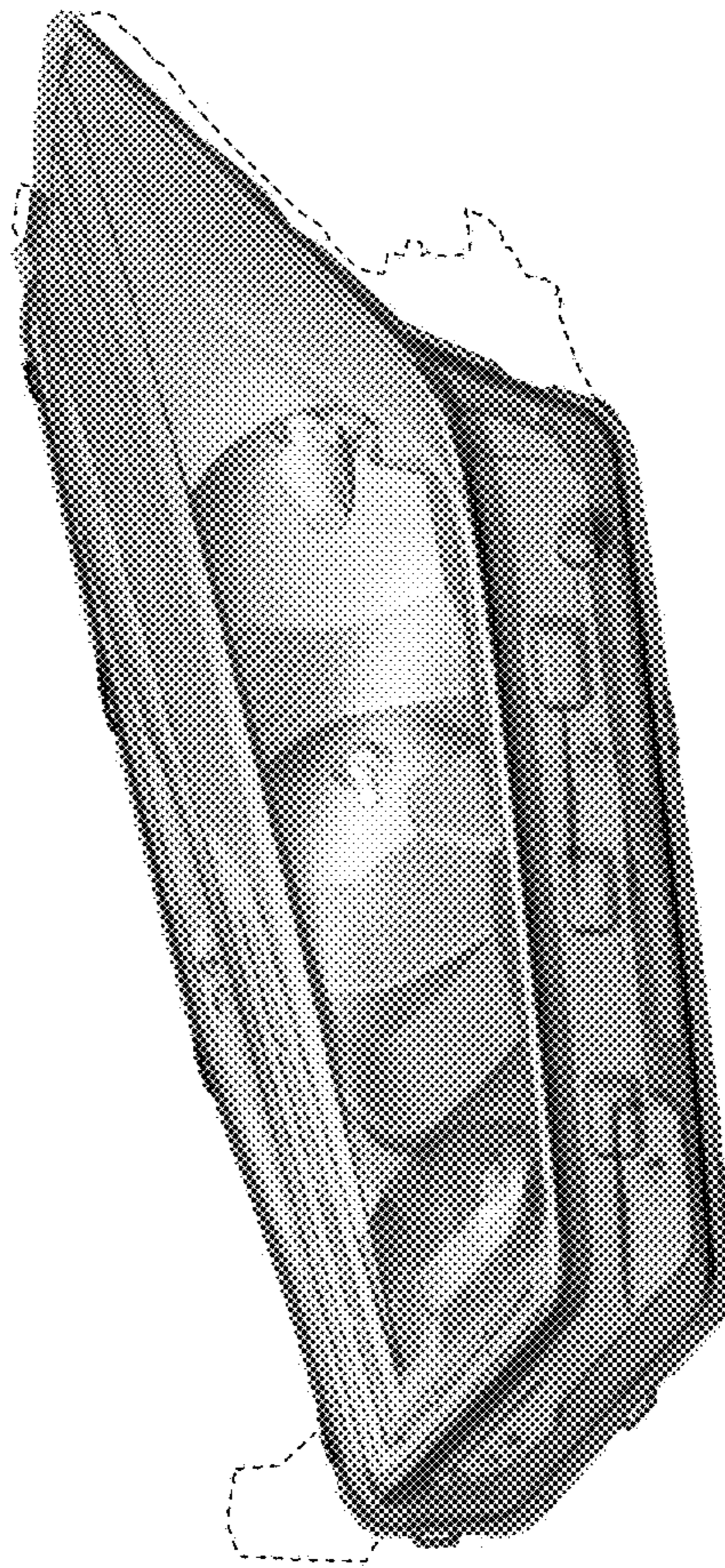


FIG. 7