



US00D812251S

(12) **United States Design Patent**
Hsia et al.

(10) **Patent No.:** **US D812,251 S**

(45) **Date of Patent:** **** Mar. 6, 2018**

(54) **SOLID-STATE LIGHTING TUBE LAMP**

(71) Applicant: **Lightel Technologies, Inc.**, Renton, WA (US)

(72) Inventors: **Chungho Hsia**, Bellevue, WA (US);
Pai-Sheng Shen, Bellevue, WA (US)

(73) Assignee: **LIGHTTEL TECHNOLOGIES, INC.**, Renton, WA (US)

(**) Term: **14 Years**

(21) Appl. No.: **29/518,753**

(22) Filed: **Feb. 26, 2015**

(51) **LOC (11) Cl.** **26-04**

(52) **U.S. Cl.**
USPC **D26/3**

(58) **Field of Classification Search**
USPC D26/1-4; 313/313, 315, 317, 318, 493;
315/52, 53, 56, 57, 58
CPC F21Y 2103/00; F21K 9/27
See application file for complete search history.

(56) **References Cited**

U.S. PATENT DOCUMENTS

D359,571 S *	6/1995	Abbott	D26/3
D577,138 S *	9/2008	Kitagawa	D26/37
D584,429 S *	1/2009	Pei	D26/3
D606,673 S *	12/2009	Kao	D26/3
D611,172 S *	3/2010	Lin	D26/3
D662,235 S *	6/2012	Lain	D26/3
D662,629 S *	6/2012	Tung	D26/3
D705,458 S *	5/2014	Lin	D26/3
D732,718 S *	6/2015	Amrine, Jr.	D26/3

D733,942 S *	7/2015	Chen	D26/3
D752,250 S *	3/2016	Rowlette, Jr.	D26/2
9,609,711 B2 *	3/2017	Jiang	H05B 33/0845
9,611,984 B2 *	4/2017	Jiang	F21K 9/27
9,618,166 B2 *	4/2017	Jiang	F21K 9/27
9,625,137 B2 *	4/2017	Li	F21V 23/002
9,629,216 B2 *	4/2017	Jiang	H05B 33/0845
D798,473 S *	9/2017	Huang	D26/1
D800,359 S *	10/2017	Jiang	D26/3
2016/0178169 A1 *	6/2016	Keser	F21V 19/00 362/217.14
2016/0219666 A1 *	7/2016	Xiong	H05B 33/0845

* cited by examiner

Primary Examiner — Lakiya G Rogers

Assistant Examiner — Harold E Blackwell, II

(74) *Attorney, Agent, or Firm* — Han IP Corporation;
Andy M. Han

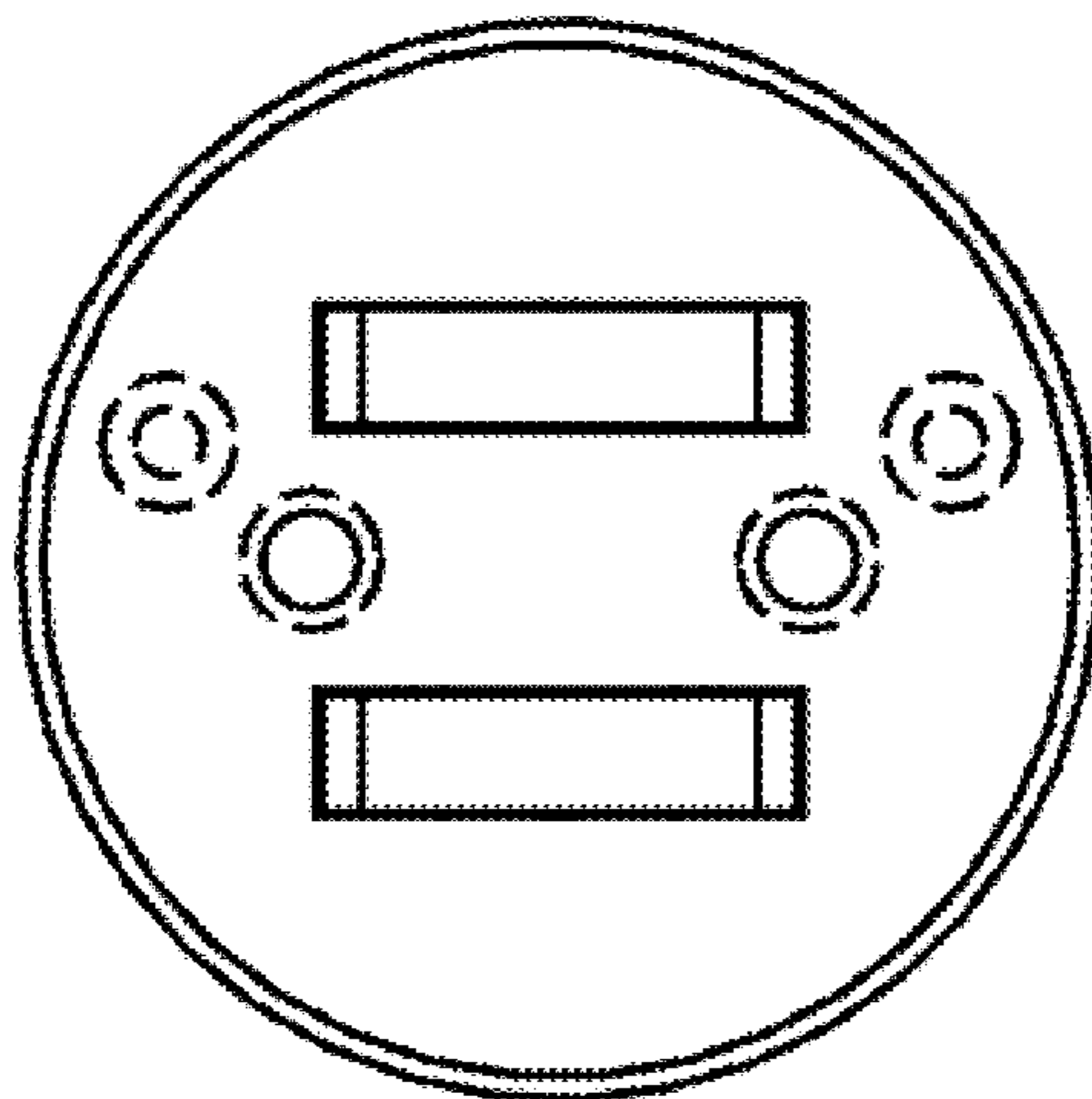
(57) **CLAIM**

The ornamental design for a solid-state lighting tube lamp, as shown and described.

DESCRIPTION

FIG. 1 is a front view of a solid-state lighting tube lamp showing our new design;
FIG. 2 is a back view thereof;
FIG. 3 is a top view thereof;
FIG. 4 is a bottom view thereof;
FIG. 5 is a left side view thereof; and,
FIG. 6 is a right side view thereof.
The broken lines in the drawings illustrate portions of the solid-state lighting tube lamp which form no part of the claimed design.

1 Claim, 6 Drawing Sheets



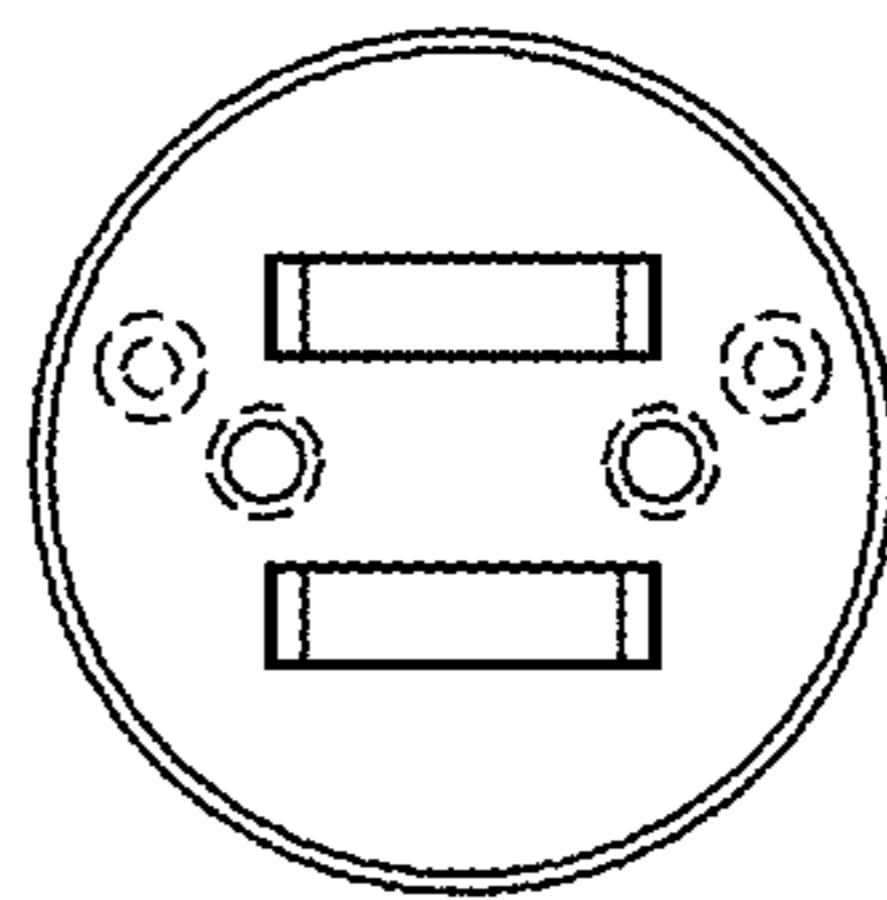


FIG. 1

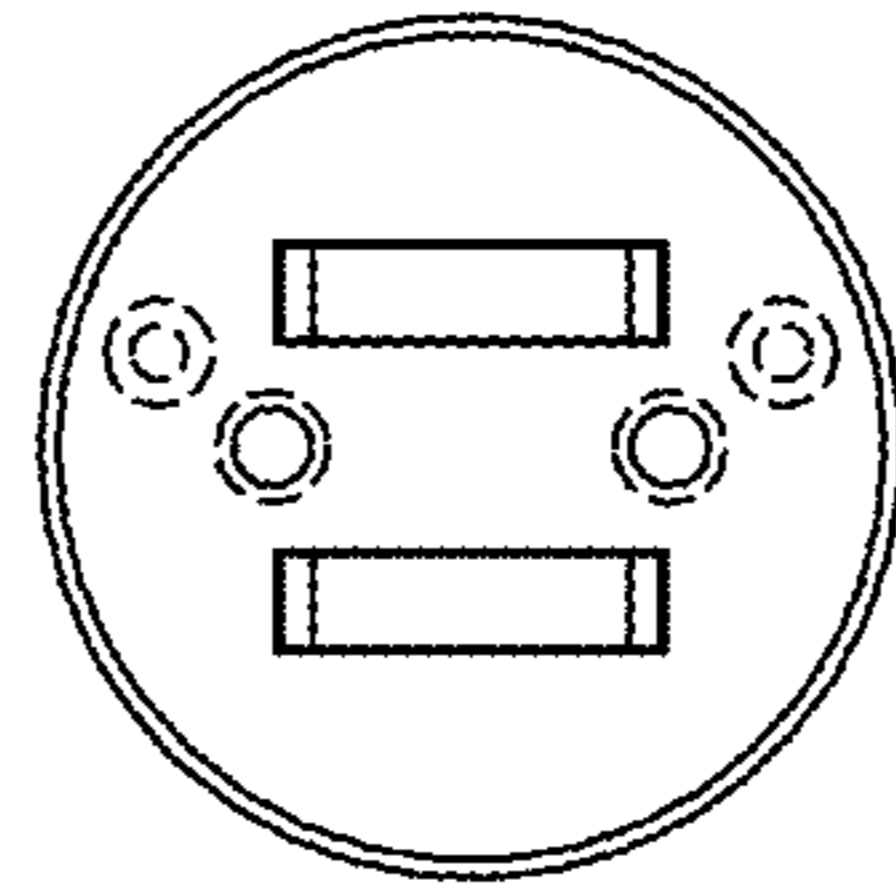


FIG. 2

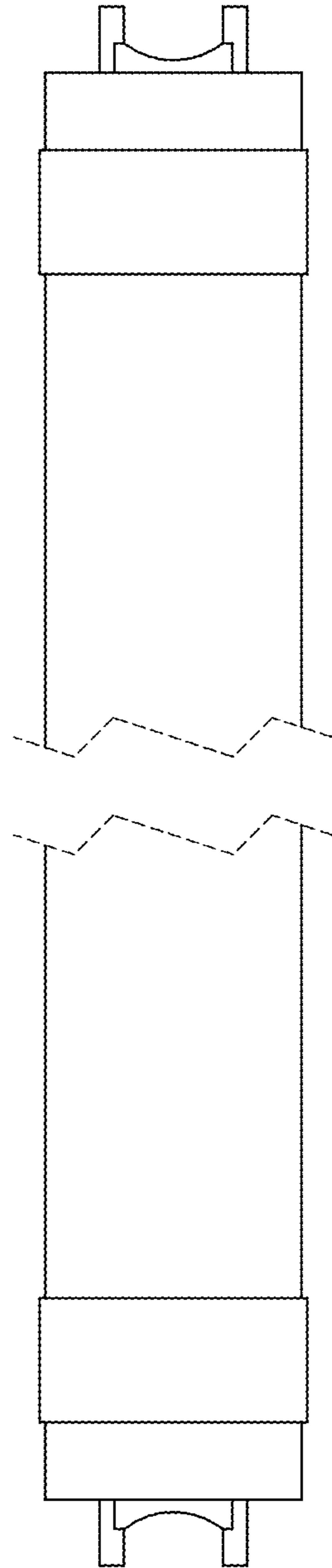


FIG. 3

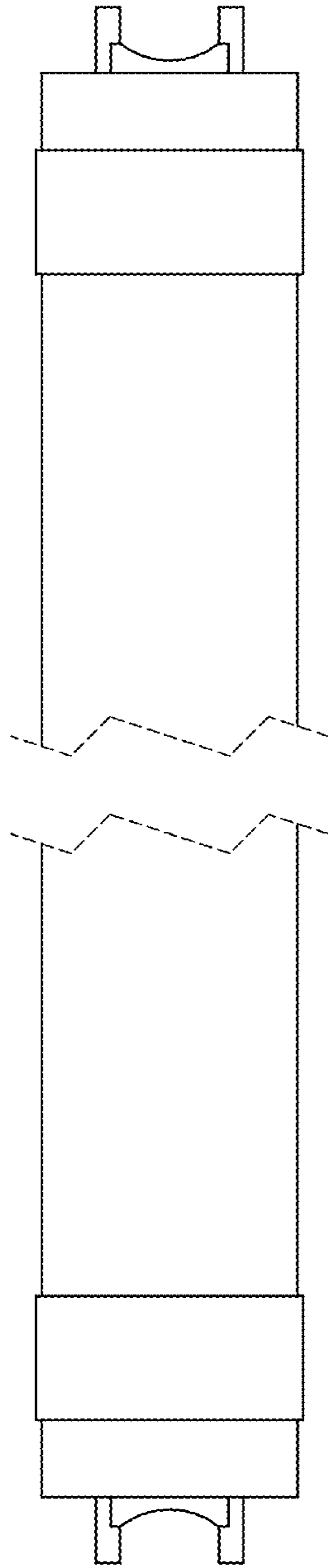


FIG. 4

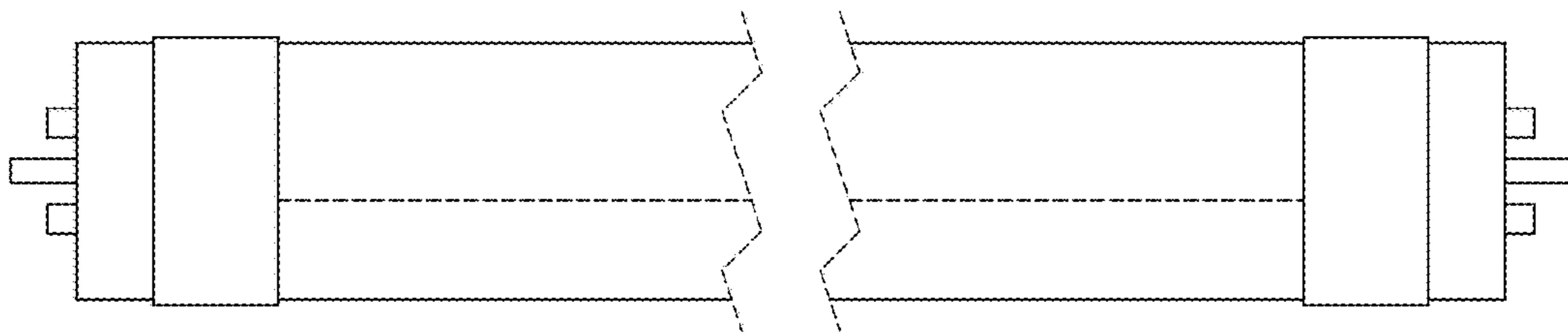


FIG. 5

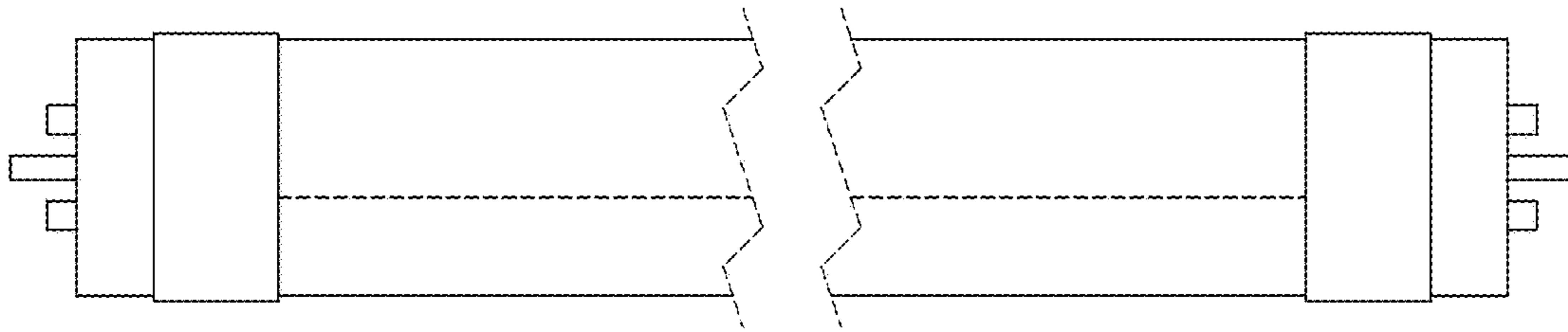


FIG. 6