



US00D812247S

(12) **United States Design Patent**
Price et al.

(10) **Patent No.:** **US D812,247 S**
(45) **Date of Patent:** **** Mar. 6, 2018**

(54) **PORTABLE DECONTAMINATION CHAMBER**

D780,937 S * 3/2017 Barbosa D25/33
D791,967 S * 7/2017 Goldberg D25/16
2011/0067741 A1* 3/2011 DeLeo E04H 1/1277
135/96

(71) Applicant: **TOMI Environmental Solutions, Inc.**,
Beverly Hills, CA (US)

* cited by examiner

(72) Inventors: **Elliott David Price**, Red Lion, PA
(US); **Edward L. Stum, II**, Carlisle,
PA (US)

Primary Examiner — Susan Bennett Hattan

Assistant Examiner — Brett Miller

(73) Assignee: **TOMI ENVIRONMENTAL SOLUTIONS, INC.**, Beverly Hills, CA
(US)

(74) *Attorney, Agent, or Firm* — Morgan, Lewis &
Bockius LLP

(**) Term: **15 Years**

(21) Appl. No.: **29/585,251**

(22) Filed: **Nov. 22, 2016**

(51) **LOC (11) Cl.** **25-03**

(52) **U.S. Cl.**
USPC **D25/16**

(58) **Field of Classification Search**
USPC D25/1, 3, 4, 5, 6, 14, 15, 17, 18, 20, 24,
D25/26, 32–33, 35, 56; 52/79.1
CPC E04H 1/00–1/1277
See application file for complete search history.

(56) **References Cited**

U.S. PATENT DOCUMENTS

2,098,053 A * 11/1937 Mack E04H 1/1222
52/239
D197,766 S * 3/1964 Roxburgh D25/16
4,267,769 A * 5/1981 Davis F24F 3/161
D25/1
4,704,827 A * 11/1987 Murphy E04H 1/1222
52/34
D559,997 S * 1/2008 Sugimori D25/33
D639,448 S * 6/2011 Grainger D25/1


(57) **CLAIM**

The ornamental design for a portable decontamination chamber, as shown and described.

DESCRIPTION

FIG. 1 is a front, left-side, perspective view of a portable decontamination chamber showing our new design; FIG. 2 is a front elevational view of the portable decontamination chamber shown in FIG. 1; FIG. 3 is a rear elevational view of the portable decontamination chamber shown in FIG. 1; FIG. 4 is a left-side elevational view of the portable decontamination chamber shown in FIG. 1; FIG. 5 is a right-side elevational view of the portable decontamination chamber shown in FIG. 1; FIG. 6 is a top plan view of the portable decontamination chamber shown in FIG. 1; and, FIG. 7 is a bottom plan view of the portable decontamination chamber shown in FIG. 1. The broken lines shown in the drawings represent portions of the portable decontamination chamber that form no part of the claimed design.

1 Claim, 7 Drawing Sheets






FIG. 1

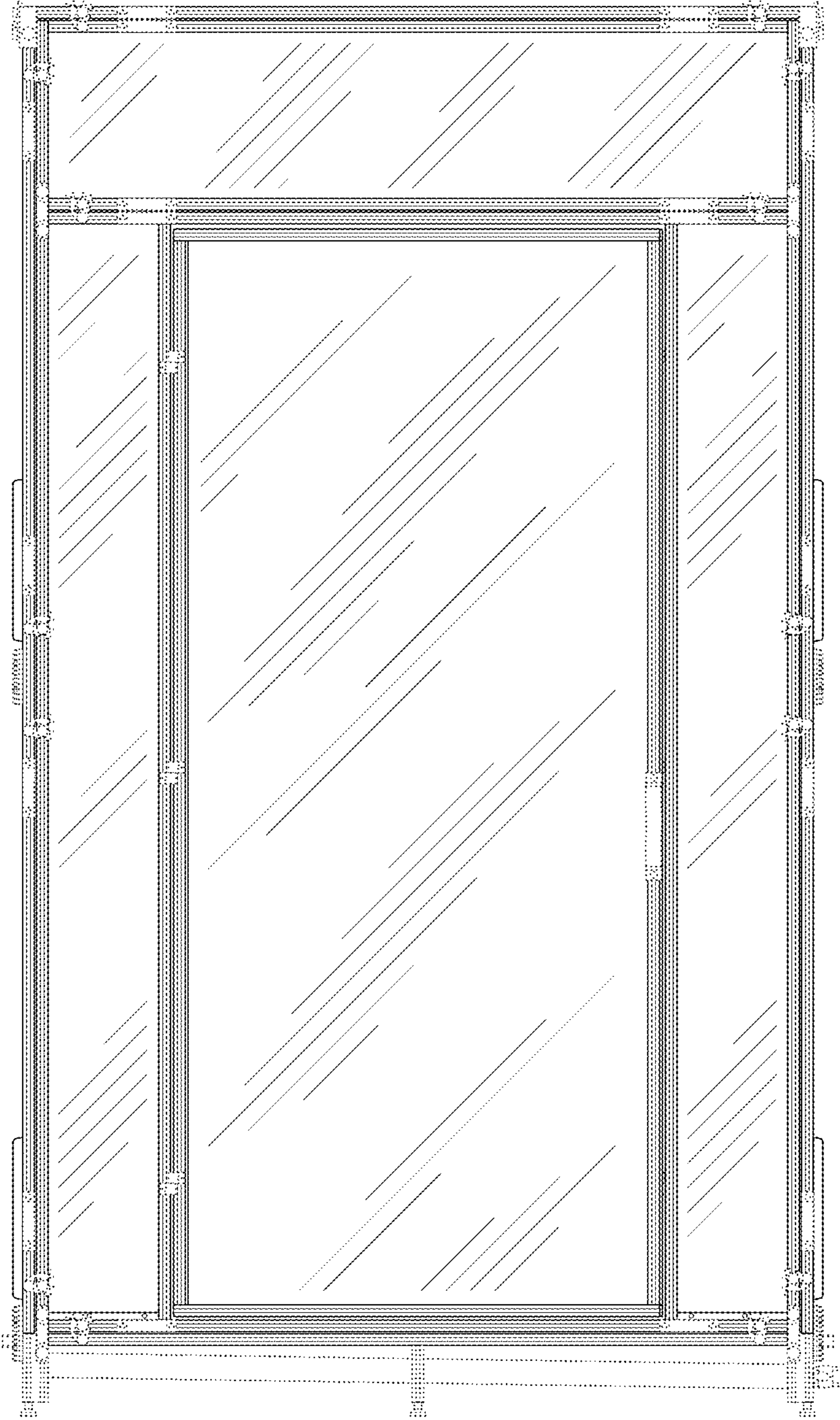


FIG. 2

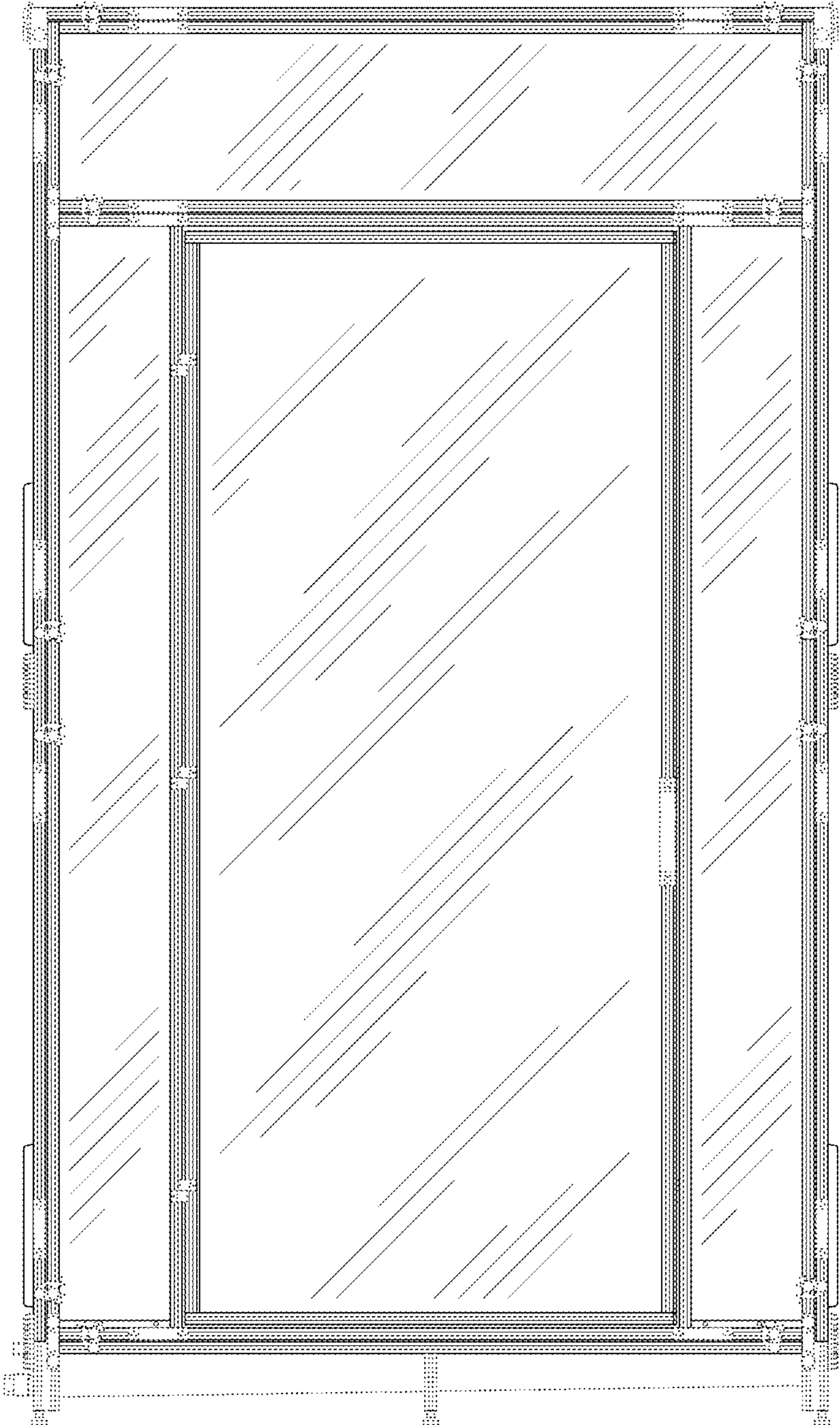


FIG. 3

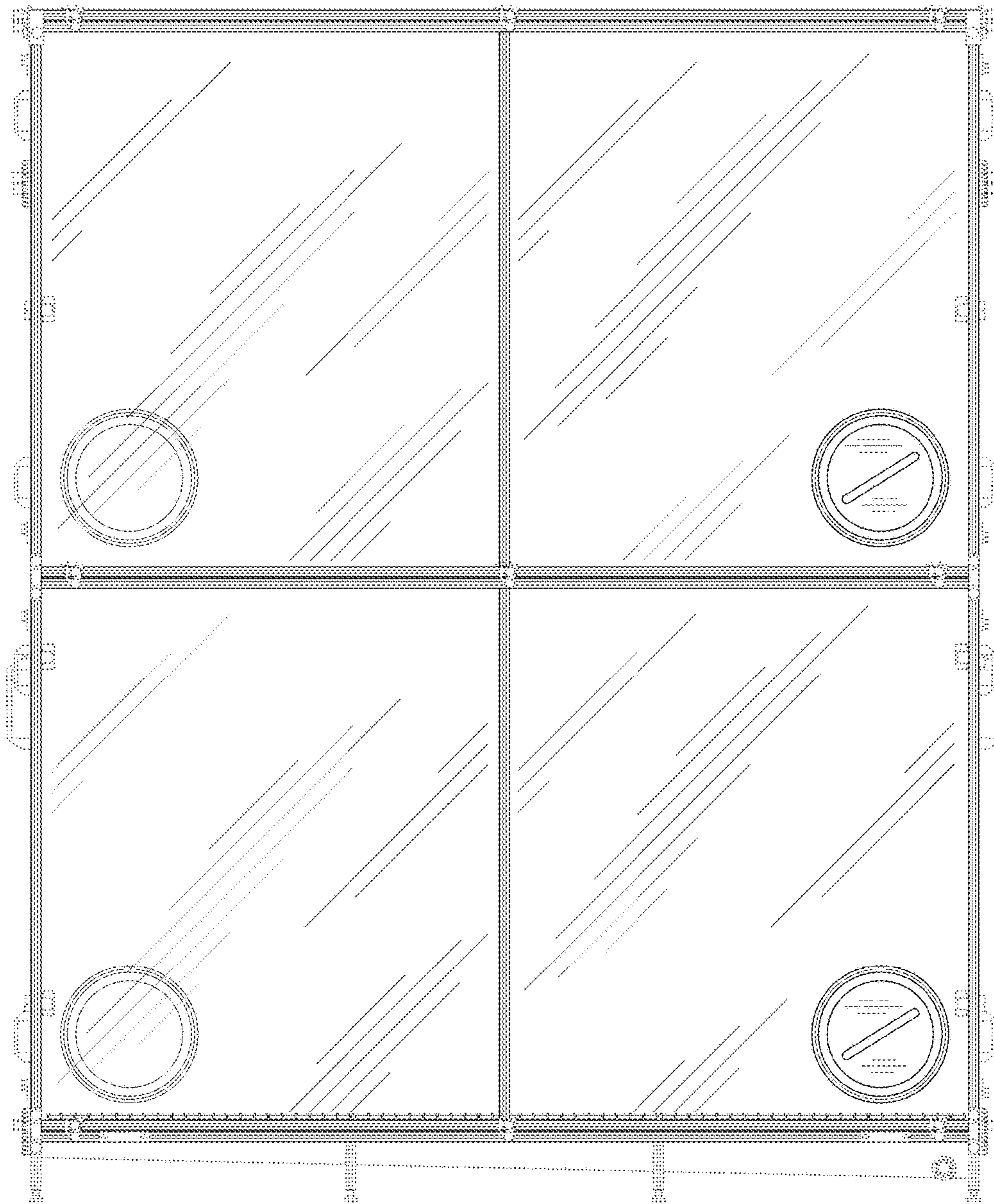


FIG. 4

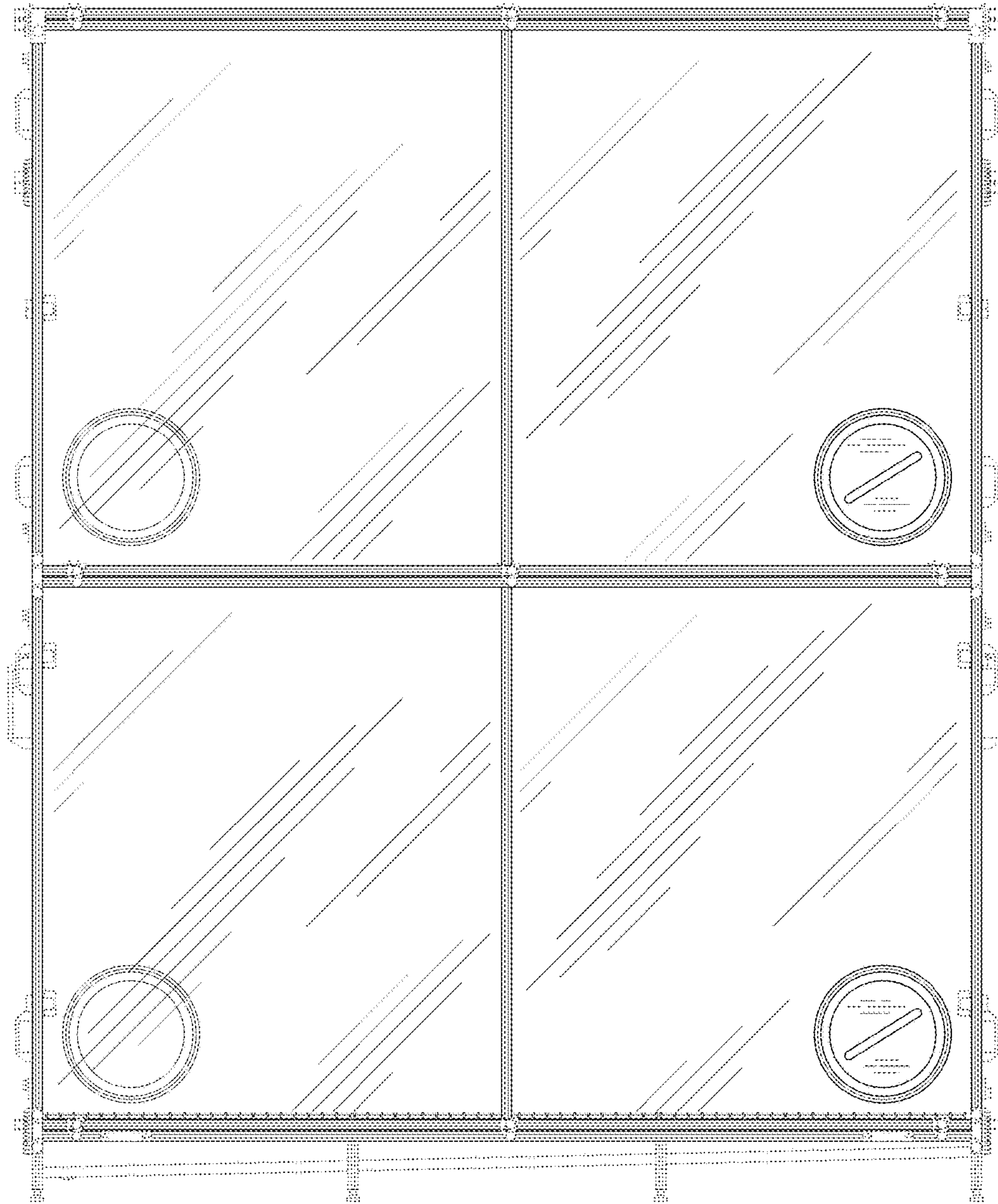


FIG. 5

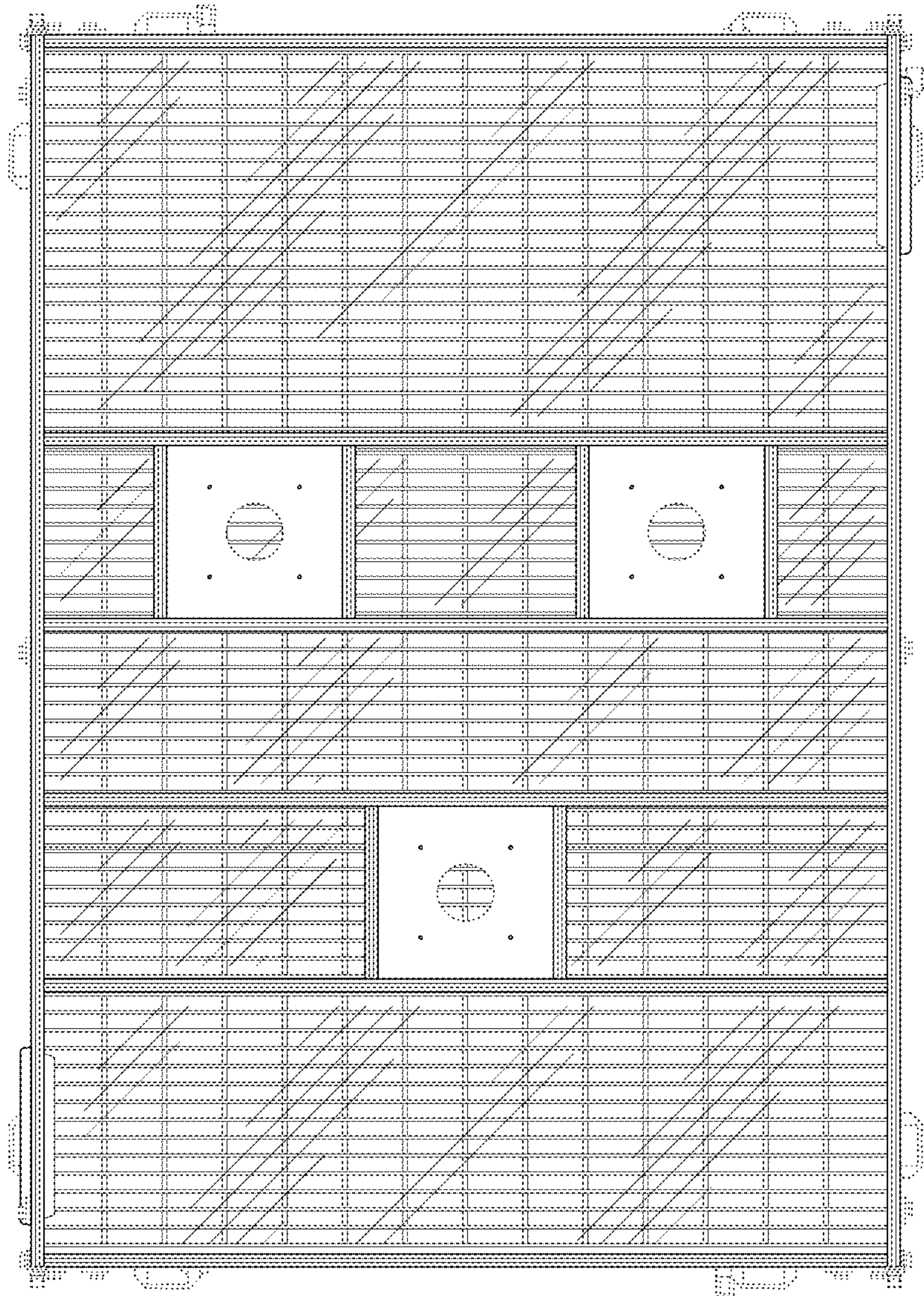


FIG. 6




FIG. 7