



US00D812240S

(12) **United States Design Patent**
Janapol

(10) **Patent No.:** **US D812,240 S**
(45) **Date of Patent:** **** Mar. 6, 2018**

(54) **WAND**
(71) Applicant: **Elizabeth Janapol**, Encinitas, CA (US)
(72) Inventor: **Elizabeth Janapol**, Encinitas, CA (US)
(**) Term: **15 Years**
(21) Appl. No.: **29/592,420**
(22) Filed: **Jan. 30, 2017**
(51) **LOC (11) Cl.** **28-03**
(52) **U.S. Cl.**
USPC **D24/215**
(58) **Field of Classification Search**
USPC D24/188, 211-215
CPC A61H 19/00; A61H 19/30; A61H 19/32;
A61H 19/34; A61H 19/40; A61H 19/44;
A61H 19/50
See application file for complete search history.

D554,270 S * 10/2007 Ano D24/214
D603,052 S * 10/2009 Bauer D24/214
D698,936 S * 2/2014 Pudhnum D24/215
D712,057 S * 8/2014 McDonald, Jr. D24/215
D720,862 S * 1/2015 McDonald, Jr. D24/215
D739,951 S * 9/2015 Tai D24/215
D743,043 S * 11/2015 Cao D24/215
D750,797 S * 3/2016 Mannheim D24/215
D788,928 S * 6/2017 Potter D24/188
D792,980 S * 7/2017 Olivares D24/215


* cited by examiner
Primary Examiner — Charles Hanson
(74) *Attorney, Agent, or Firm* — Eric Hanscom

(57) **CLAIM**
The ornamental design for a wand, as shown and described.

DESCRIPTION
FIG. 1 is a perspective view of a wand showing my new design;
FIG. 2 is a front view thereof;
FIG. 3 is a back view thereof;
FIG. 4 is a left-side view thereof;
FIG. 5 is a right-side view thereof;
FIG. 6 is a top view thereof; and,
FIG. 7 is a bottom view thereof.

1 Claim, 3 Drawing Sheets

(56) **References Cited**
U.S. PATENT DOCUMENTS
D403,431 S * 12/1998 Gladioux, Jr. D24/214
D405,536 S * 2/1999 Haynes D24/214
D436,181 S * 1/2001 Lazio D24/214
D444,566 S * 7/2001 Thomas D24/214
D475,793 S * 6/2003 Tinsley D24/214
7,001,317 B2 * 2/2006 Marcotte A63B 23/20
128/833
D537,892 S * 3/2007 Moses D21/662






FIG. 1

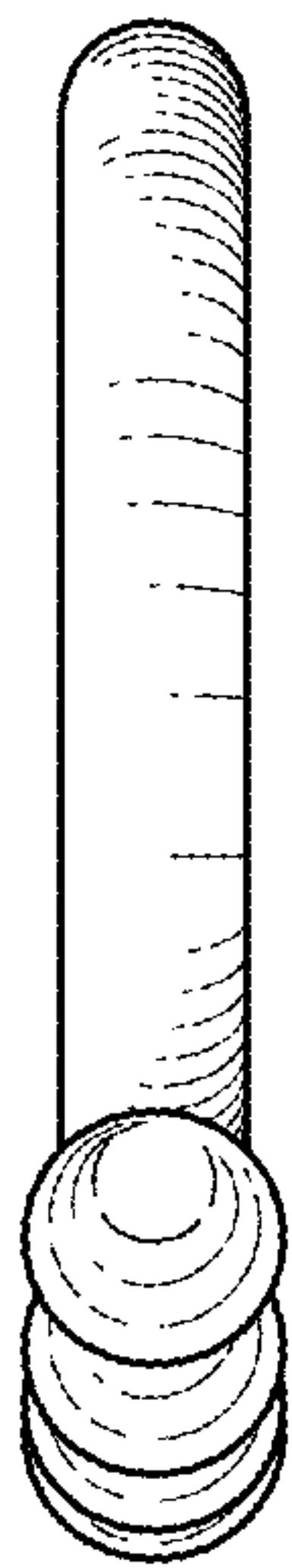


FIG. 2

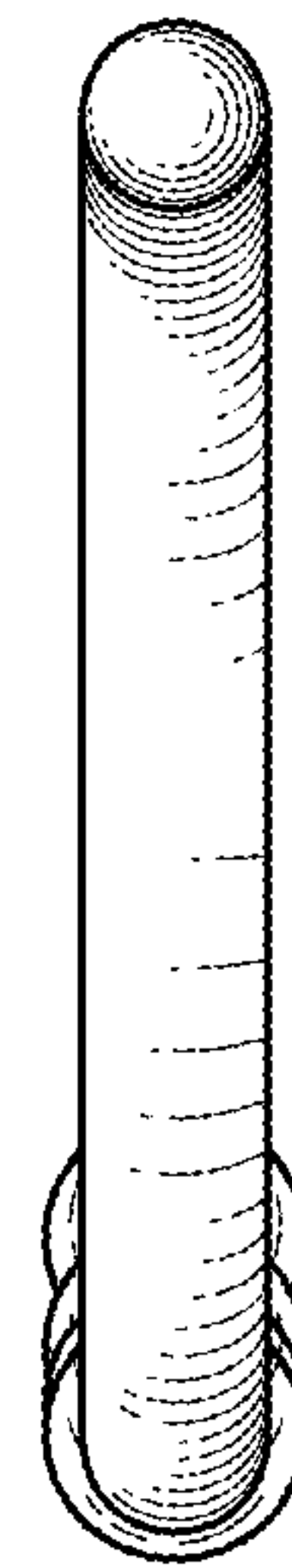


FIG. 3

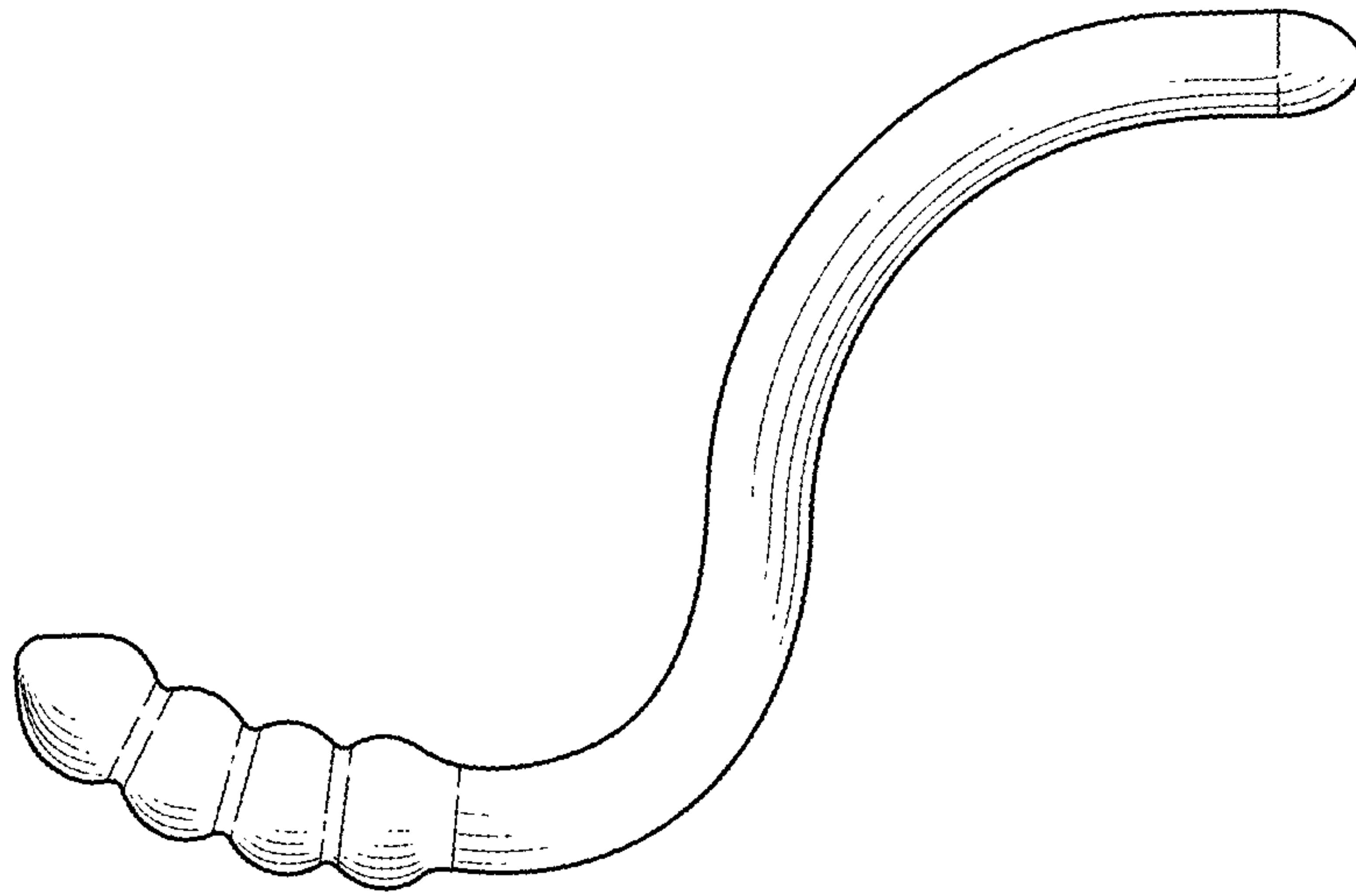


FIG. 4

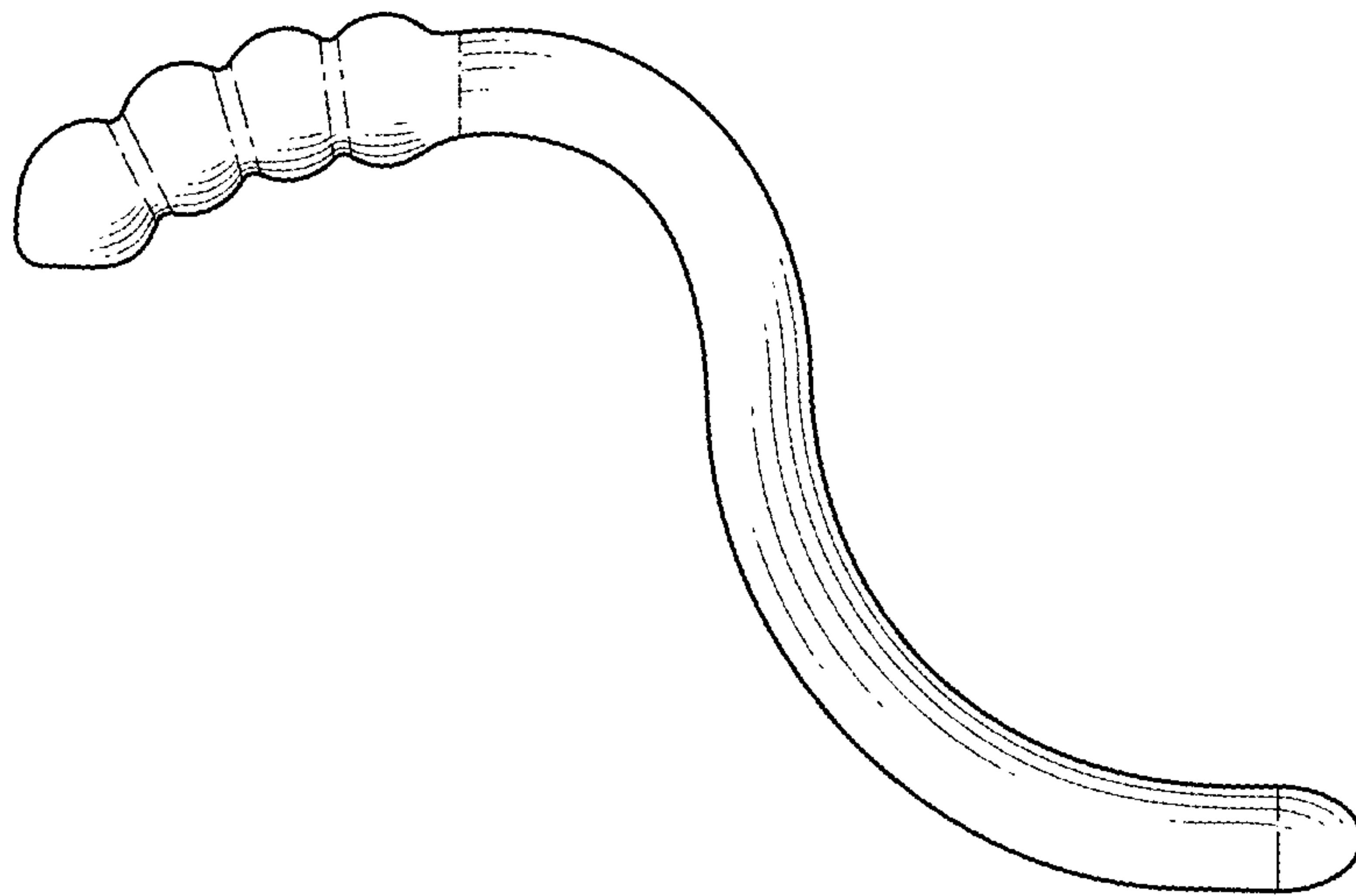


FIG. 5

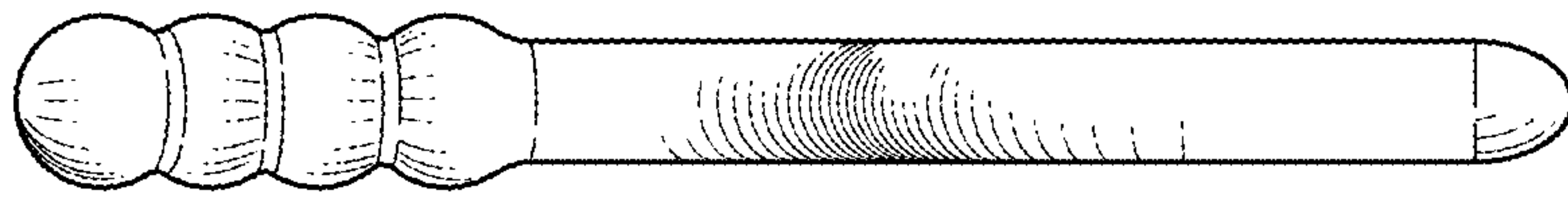


FIG. 6

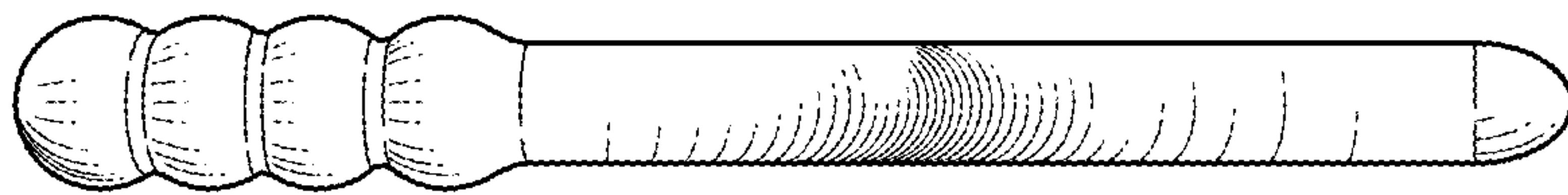


FIG. 7