



US00D812234S

(12) **United States Design Patent**  
**Miller et al.**

(10) **Patent No.:** **US D812,234 S**  
(45) **Date of Patent:** **\*\* Mar. 6, 2018**

(54) **STAND ASSISTANCE HANDLE**  
(71) Applicant: **Stander Inc.**, Logan, UT (US)  
(72) Inventors: **F. Troy Miller**, Logan, UT (US); **Adam Daniel Scott**, Providence, UT (US)  
(73) Assignee: **Stander Inc.**, Logan, UT (US)  
(\*\*) Term: **15 Years**  
(21) Appl. No.: **29/564,374**  
(22) Filed: **May 12, 2016**  
(51) **LOC (11) Cl.** ..... **24-01**  
(52) **U.S. Cl.**  
USPC ..... **D24/188**  
(58) **Field of Classification Search**  
USPC ..... D24/188; D21/662, 679, 684, 692, 406  
CPC ..... A63B 21/0004; A63B 21/0552; A63B 21/00043; A63B 22/18; A63B 2022/0033; A63B 21/4035; A63B 23/12; A63B 21/0557; A63B 2208/0204; A61G 7/053; A61G 7/0513; A61G 5/14; A61G 7/0507; A61G 7/0518; A61G 7/1038; A61G 7/0509; A61G 7/051  
See application file for complete search history.

D501,391 S 2/2005 Hartwell  
D505,312 S 5/2005 Bacon  
D508,097 S \* 8/2005 Perez ..... D21/662  
D544,330 S 6/2007 Hurley  
D573,866 S 7/2008 Smith  
D679,925 S 4/2013 O'Brien et al.  
D682,654 S 5/2013 Clarke et al.  
D712,987 S \* 9/2014 Salzedo ..... D21/662  
D741,682 S 10/2015 Miller, Sr.  
D763,541 S \* 8/2016 Livas ..... D1/120  
D794,145 S \* 8/2017 Sanjo ..... D21/692  
D800,322 S \* 10/2017 Browning ..... D24/188

(Continued)

*Primary Examiner* — George D. Kirschbaum  
*Assistant Examiner* — Jennifer L. Watkins  
(74) *Attorney, Agent, or Firm* — Stoel Rives LLP

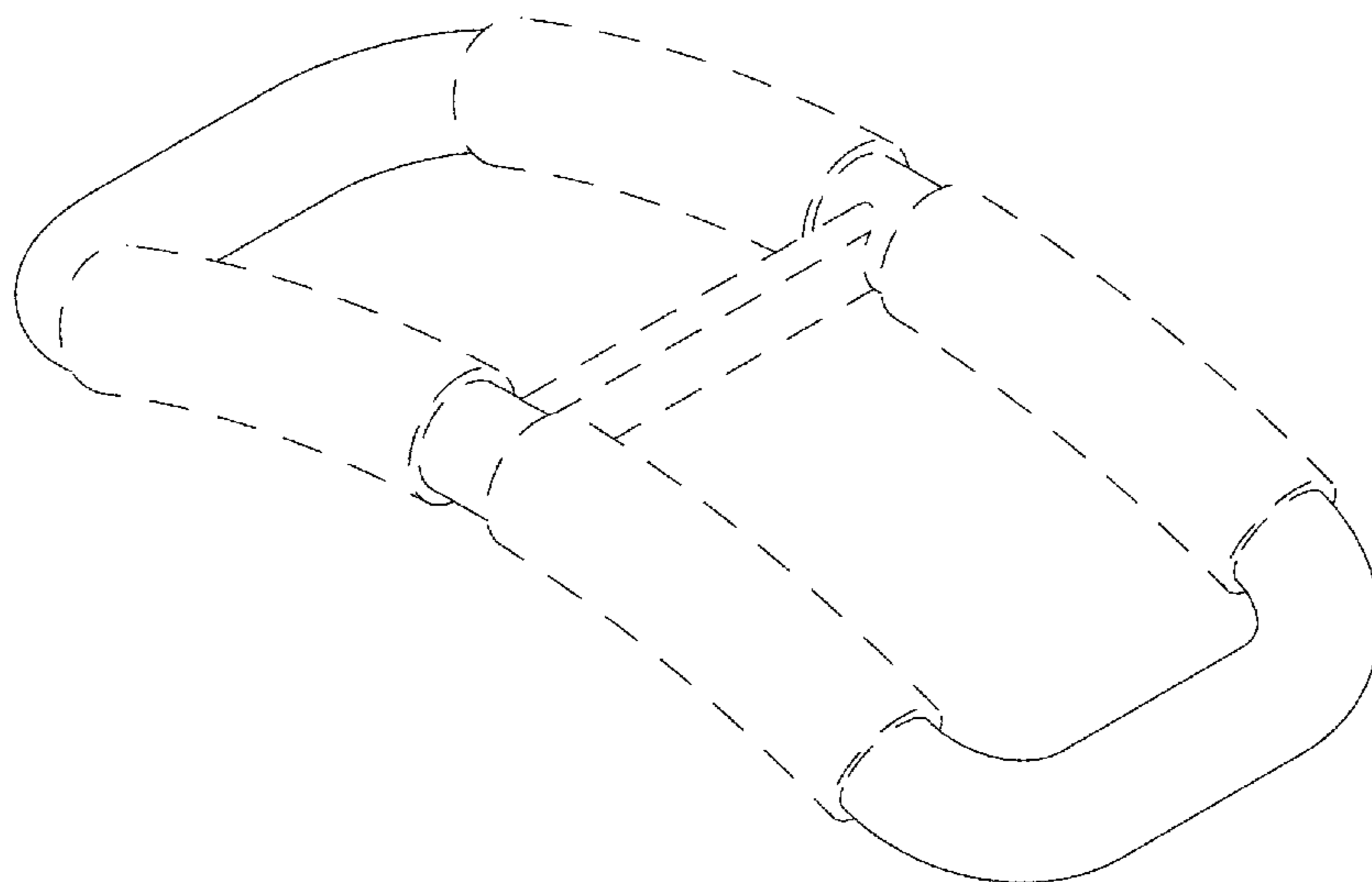
(56) **References Cited**  
U.S. PATENT DOCUMENTS  
2,005,576 A 6/1935 Buhl et al.  
D276,835 S \* 12/1984 Killen ..... D21/679  
D375,444 S 11/1996 McElwee  
D385,772 S 11/1997 Keller  
6,196,951 B1 \* 3/2001 Shepherd ..... A63B 21/072  
482/106  
D441,007 S 4/2001 Simons et al.  
D452,569 S \* 12/2001 Bugarin ..... D24/190  
6,615,432 B1 \* 9/2003 Blaylock ..... A61G 7/053  
5/662  
D489,181 S 5/2004 Moon

(57) **CLAIM**  
The ornamental design for a stand assistance handle, substantially as shown and described.

**DESCRIPTION**

FIG. 1 is a perspective view of a stand assistance handle. FIG. 2 is a left side elevation view of the stand assistance handle of FIG. 1. FIG. 3 is a front end view of the stand assistance handle of FIG. 1. FIG. 4 is a right side elevation view of the stand assistance handle of FIG. 1. FIG. 5 is a back end view of the stand assistance handle of FIG. 1. FIG. 6 is a top plan view of the stand assistance handle of FIG. 1; and, FIG. 7 is a bottom plan view of the stand assistance handle of FIG. 1. The portions of the drawings shown in broken lines form no part of the claimed design.

**1 Claim, 7 Drawing Sheets**



(56)

**References Cited**

U.S. PATENT DOCUMENTS

2006/0199709	A1 *	9/2006	Shepherd .....	A63B 21/072
				482/109
2010/0075819	A1 *	3/2010	Maki .....	A63B 21/0004
				482/139
2013/0047802	A1	2/2013	Vierck	
2015/0074946	A1	3/2015	Vandommelen	
2016/0184164	A1 *	6/2016	Browning .....	A63B 21/015
				482/115

\* cited by examiner

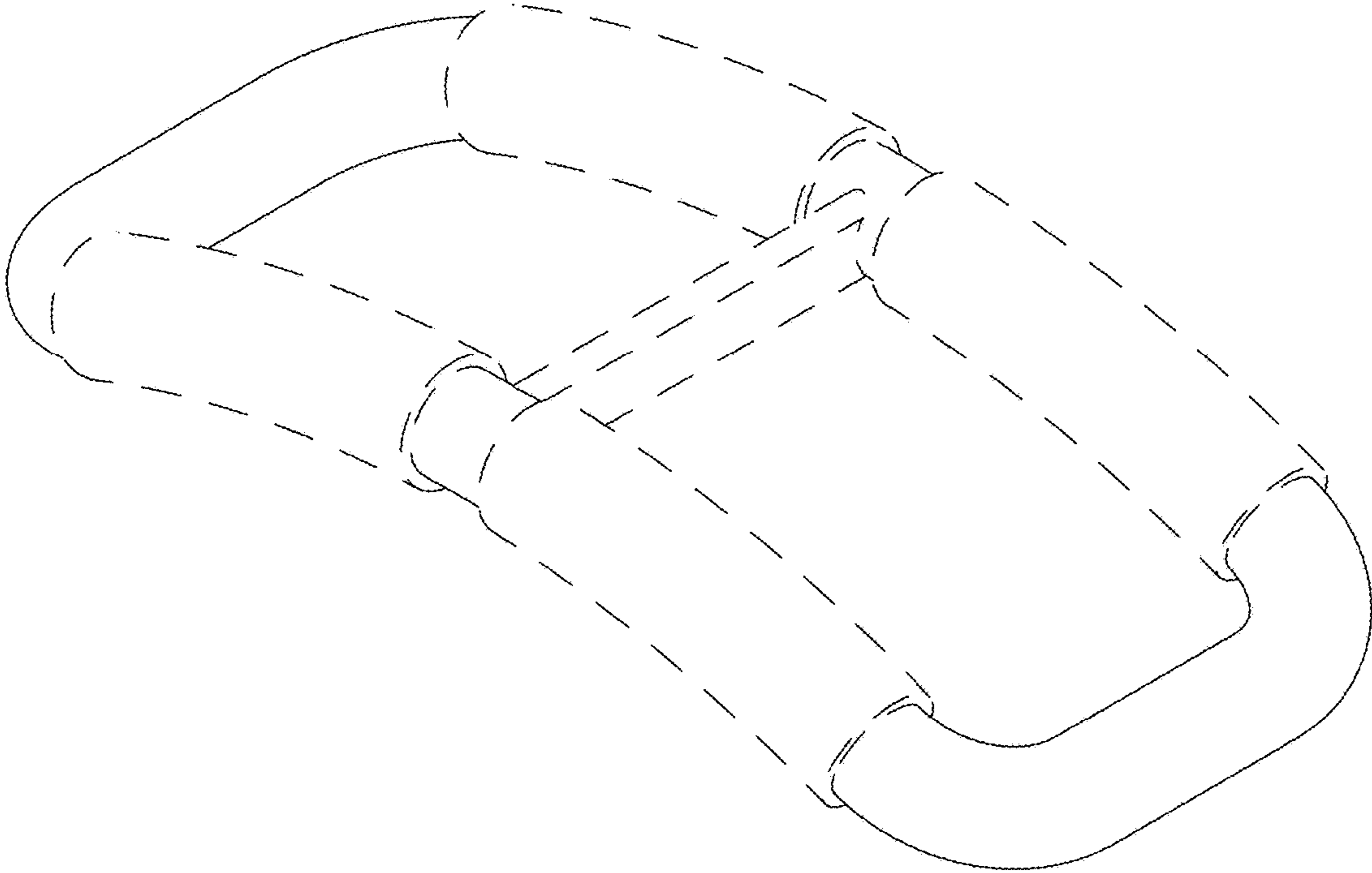


Fig. 1

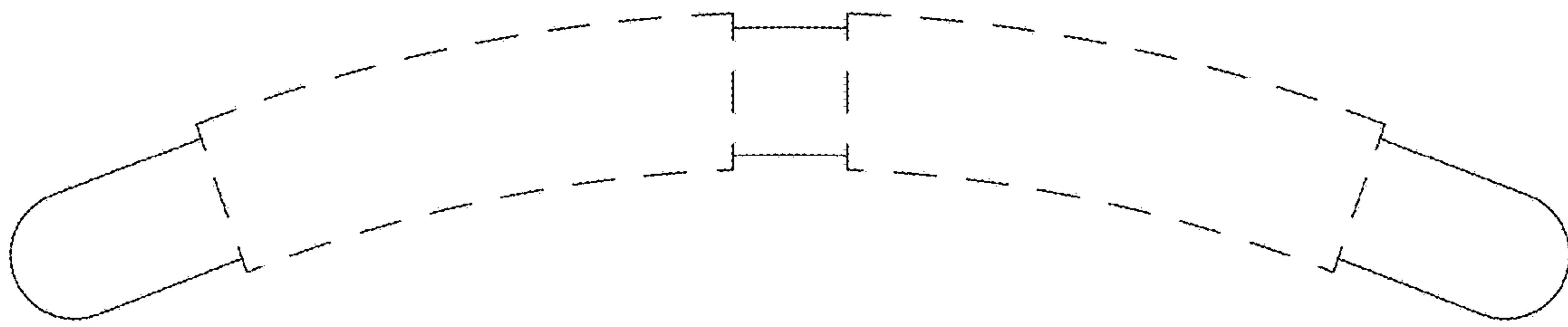


Fig. 2

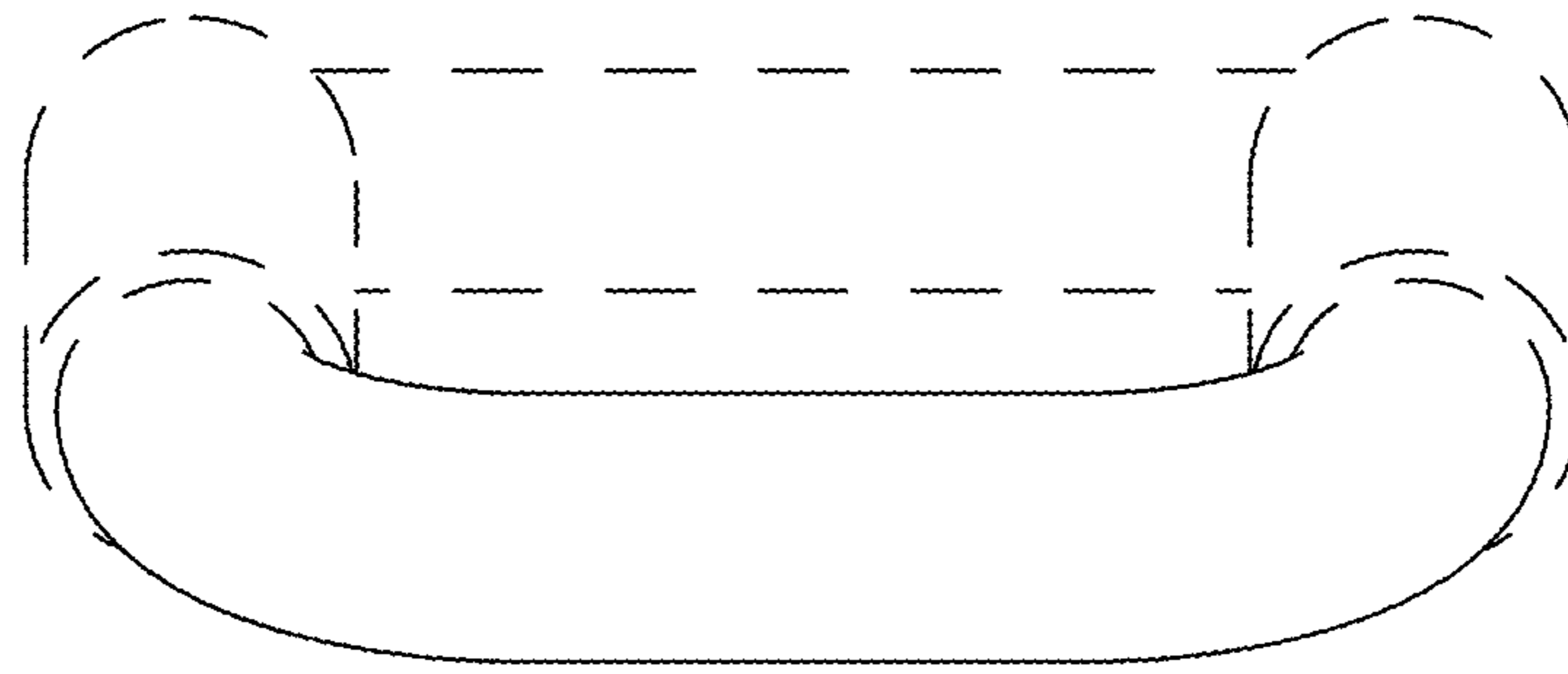


Fig. 3

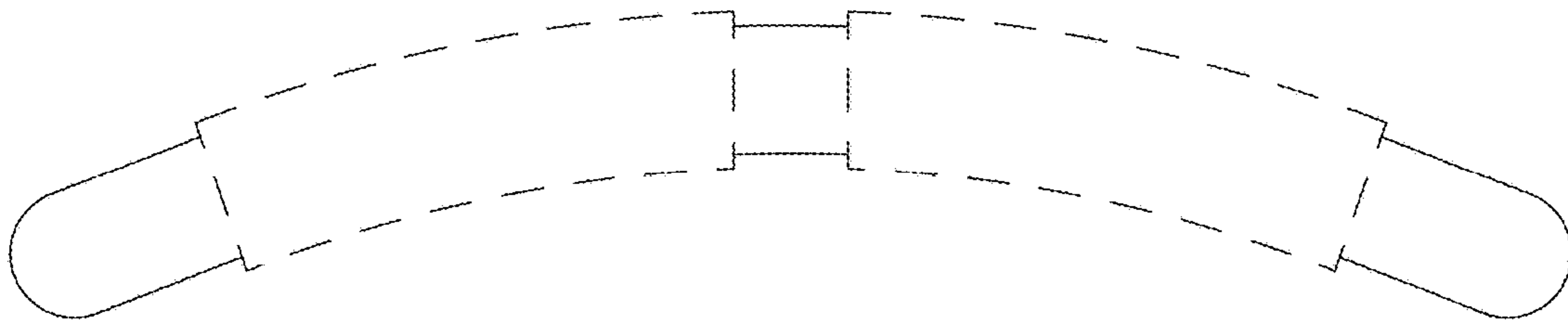


Fig. 4

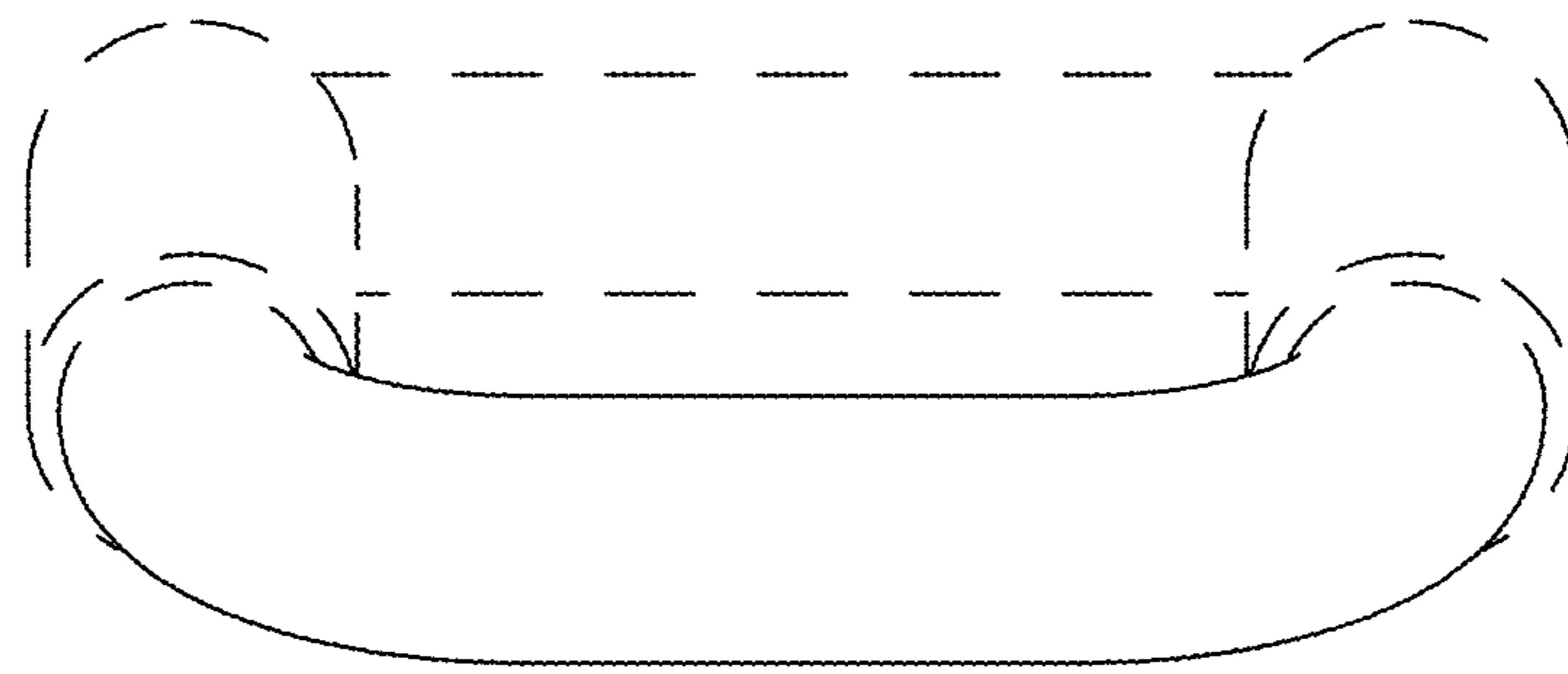


Fig. 5

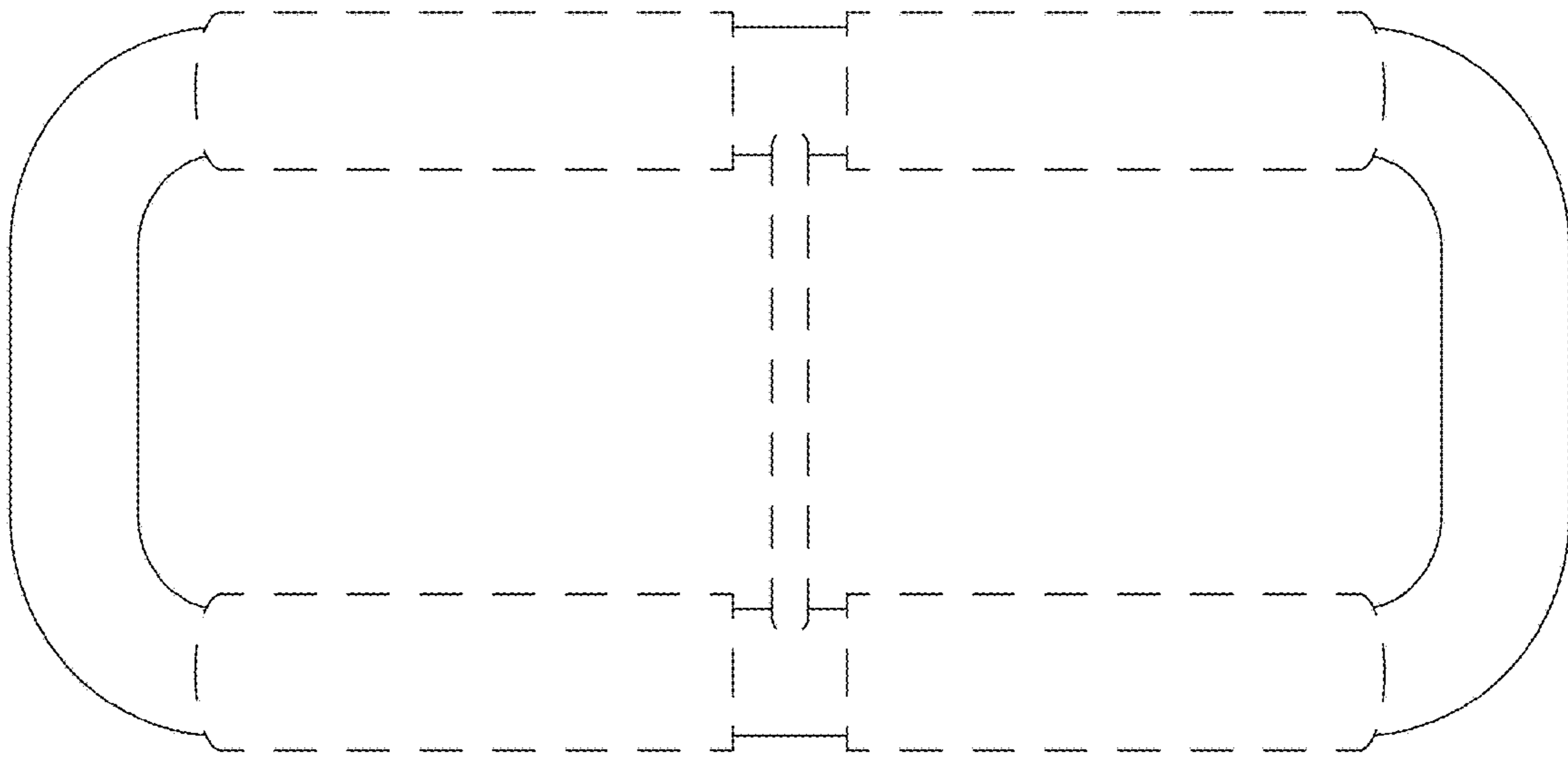


Fig. 6



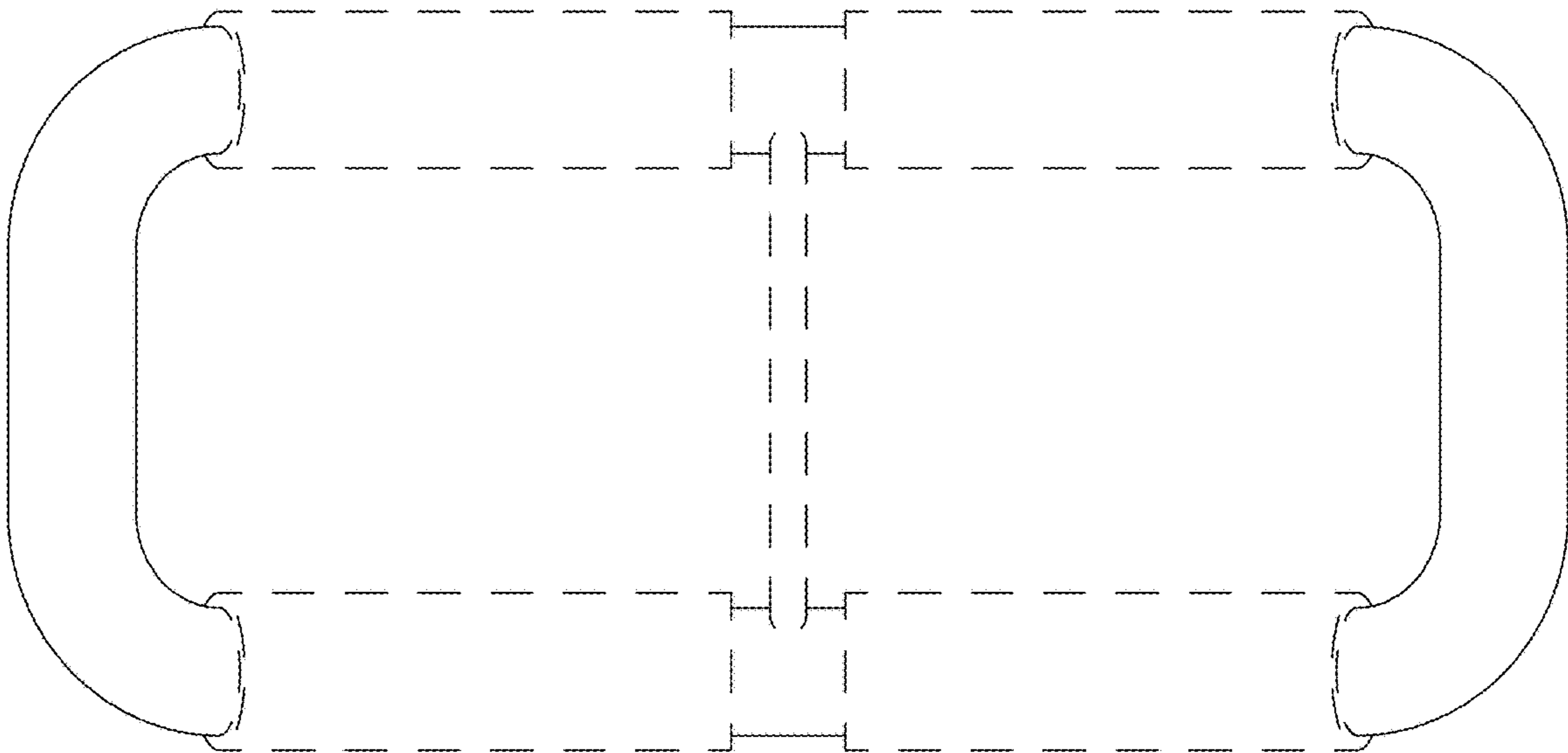


Fig. 7