



US00D812231S

(12) **United States Design Patent** (10) **Patent No.:** **US D812,231 S**
Duncan et al. (45) **Date of Patent:** **** Mar. 6, 2018**

(54) **DENTAL CART SYSTEM** 4,772,200 A * 9/1988 Skovsgaard A61G 15/14
 312/209
 (71) Applicant: **BIOLASE, INC.**, Irvine, CA (US) D302,585 S * 8/1989 Elliott D24/177
 4,952,146 A * 8/1990 Doty A61G 15/14
 312/209
 (72) Inventors: **Matt Duncan**, San Clemente, CA (US); D351,911 S * 10/1994 Myers D24/177
Dmitri Boutoussov, Dana Point, CA 6,217,328 B1 * 4/2001 Oliver A61C 1/0084
 (US) 433/29
 (73) Assignee: **BIOLASE, INC.**, Irvine, CA (US) D555,792 S * 11/2007 Haymann D24/177
 D622,397 S * 8/2010 Bukoski D24/177
 D627,070 S * 11/2010 Staufenberg D24/177
 D726,324 S * 4/2015 Duncan D24/177

(**) Term: **15 Years**

(21) Appl. No.: **29/571,686**

(22) Filed: **Jul. 20, 2016**

(51) **LOC (11) Cl.** **24-02**

(52) **U.S. Cl.**
USPC **D24/177**

(58) **Field of Classification Search**
 USPC D24/176-177, 179, 185-186, 232;
 D34/20, 5-6; 433/77
 CPC A61G 15/14; A61G 15/16; A61C 1/0053;
 A61C 1/0084
 See application file for complete search history.

(56) **References Cited**

U.S. PATENT DOCUMENTS

D201,357 S * 6/1965 Horowitz D24/177
 D218,166 S * 7/1970 Slouka D24/177
 D224,536 S * 8/1972 Gardella et al. D24/177
 D227,368 S * 6/1973 House, II et al. D24/177
 D233,041 S * 10/1974 Atkinson D24/177

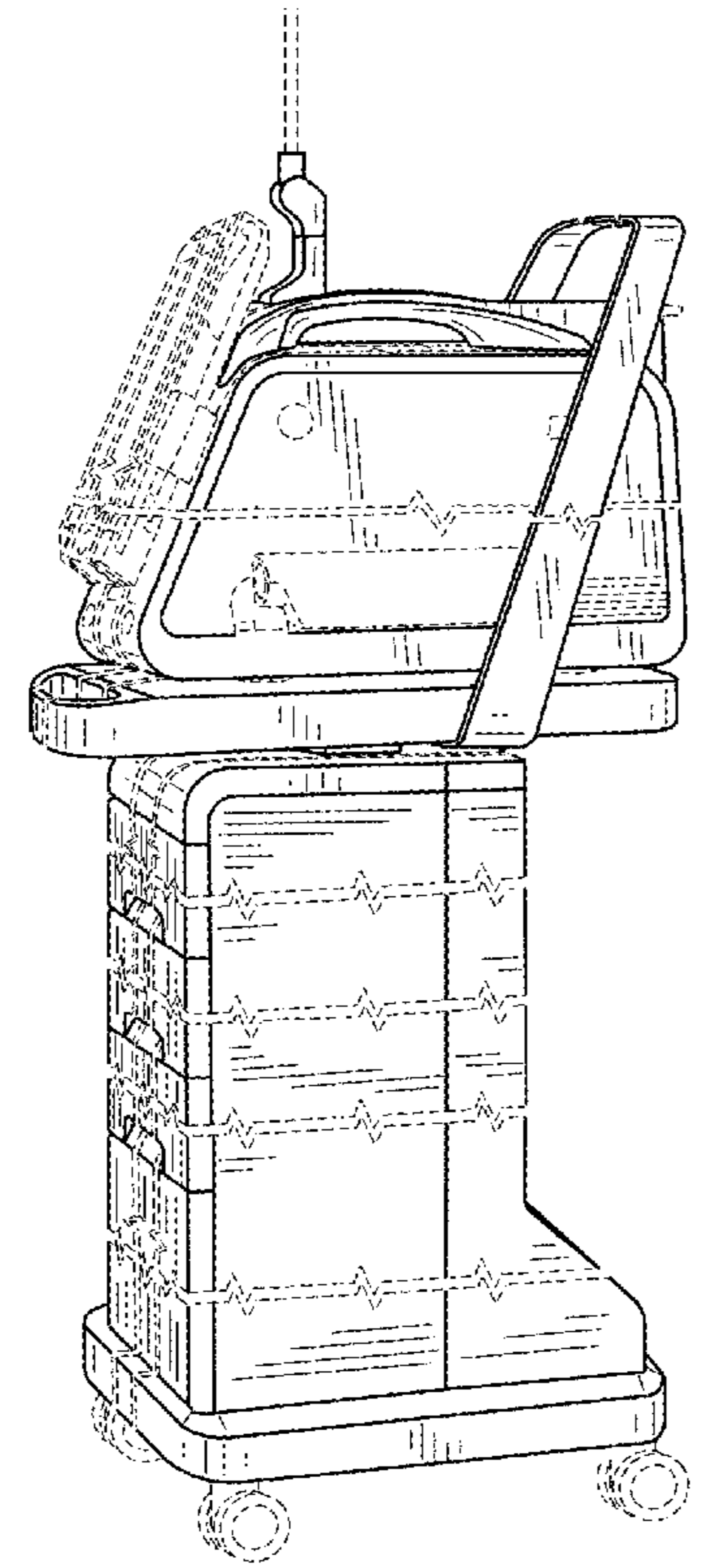
* cited by examiner
Primary Examiner — Wan Laymon
 (74) *Attorney, Agent, or Firm* — Greenberg Traurig LLP

(57) **CLAIM**
 We claim the ornamental design for a dental cart system, as shown and described.

DESCRIPTION

FIG. 1 is a side perspective view of a dental cart system; FIG. 2 is a side view of FIG. 1; FIG. 3 is a side view of FIG. 1; FIG. 4 is a front view of FIG. 1; and, FIG. 5 is a rear view of FIG. 1.
 The features shown in broken lines depict environmental subject matter only and form no part of the claimed design. The broken away symbols in the drawings indicate the appearance of any portions of the article between the break lines forms no part of the claimed design.

1 Claim, 3 Drawing Sheets



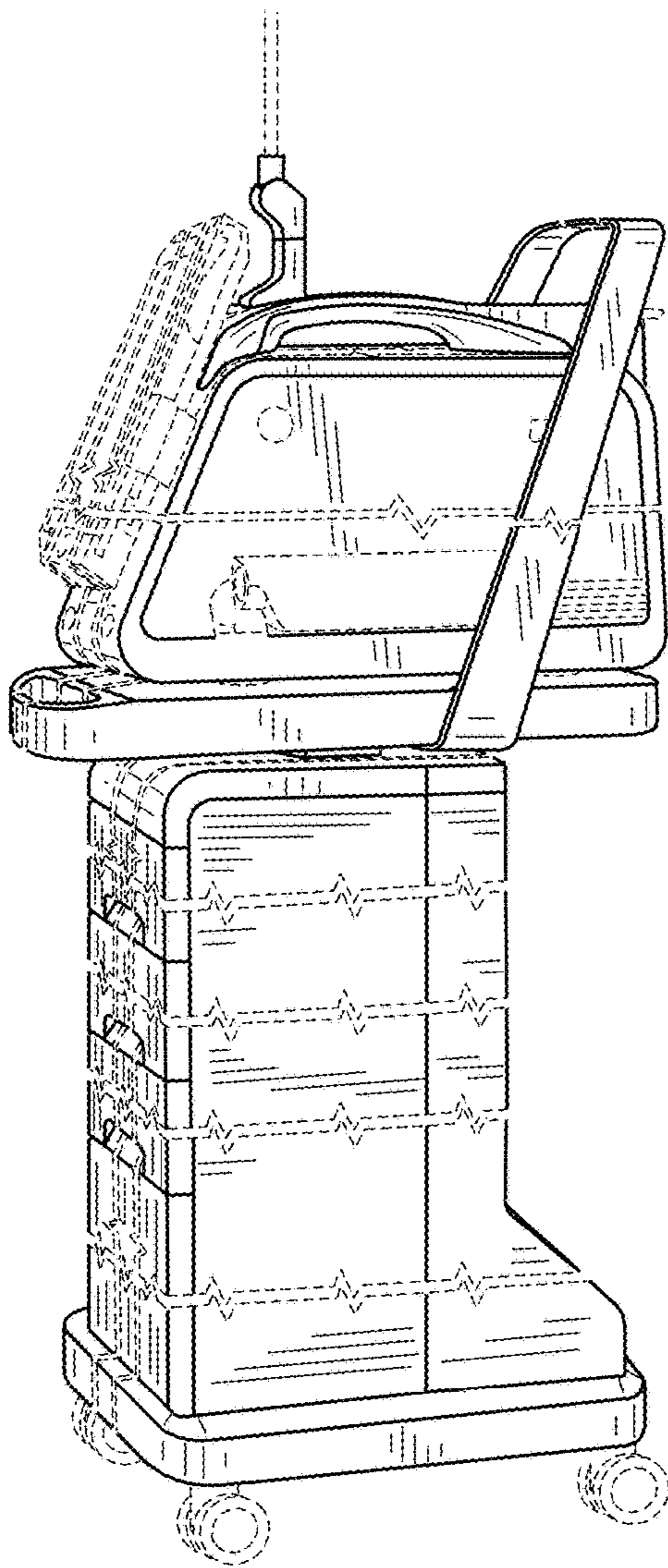


FIG. 1

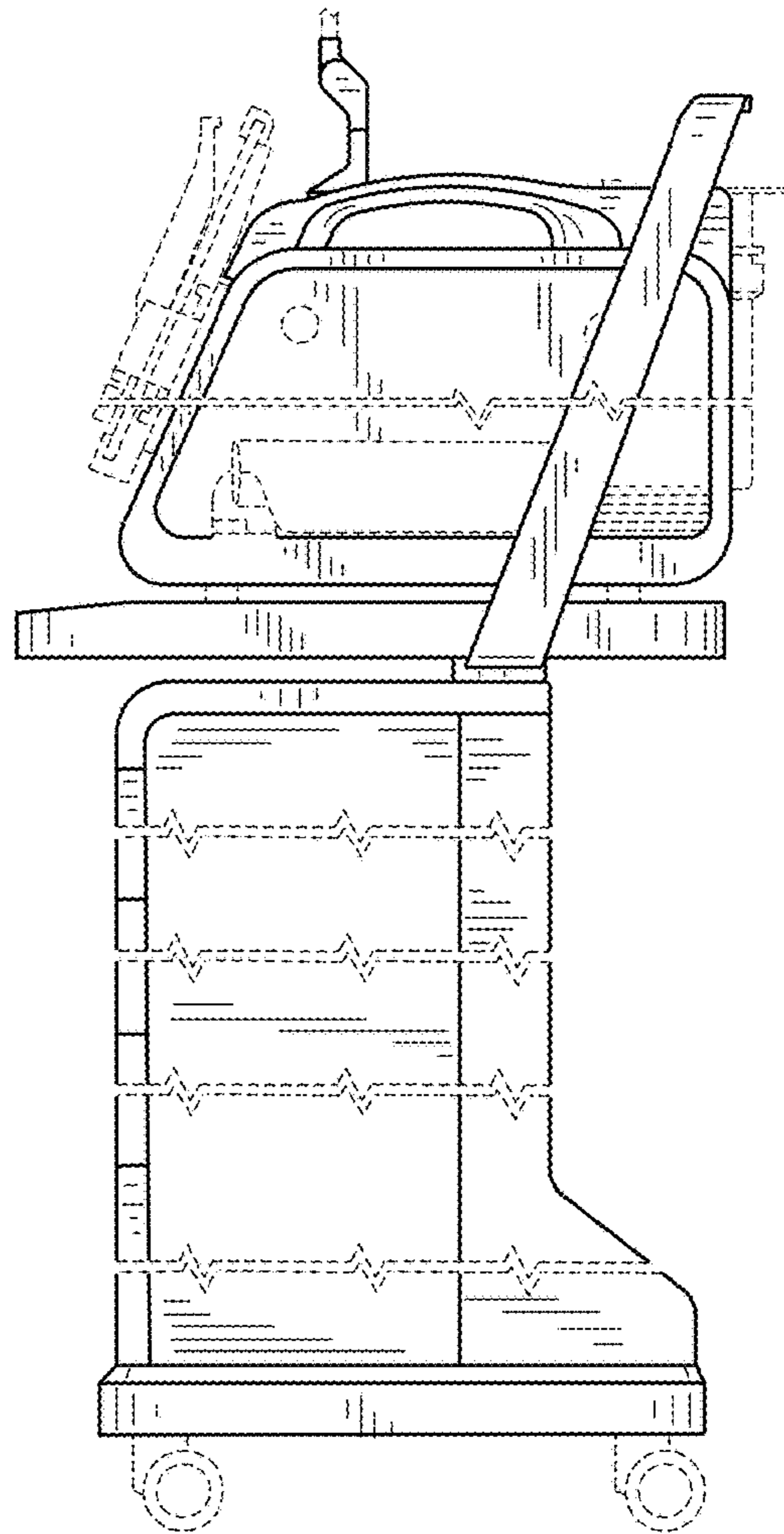


FIG. 2

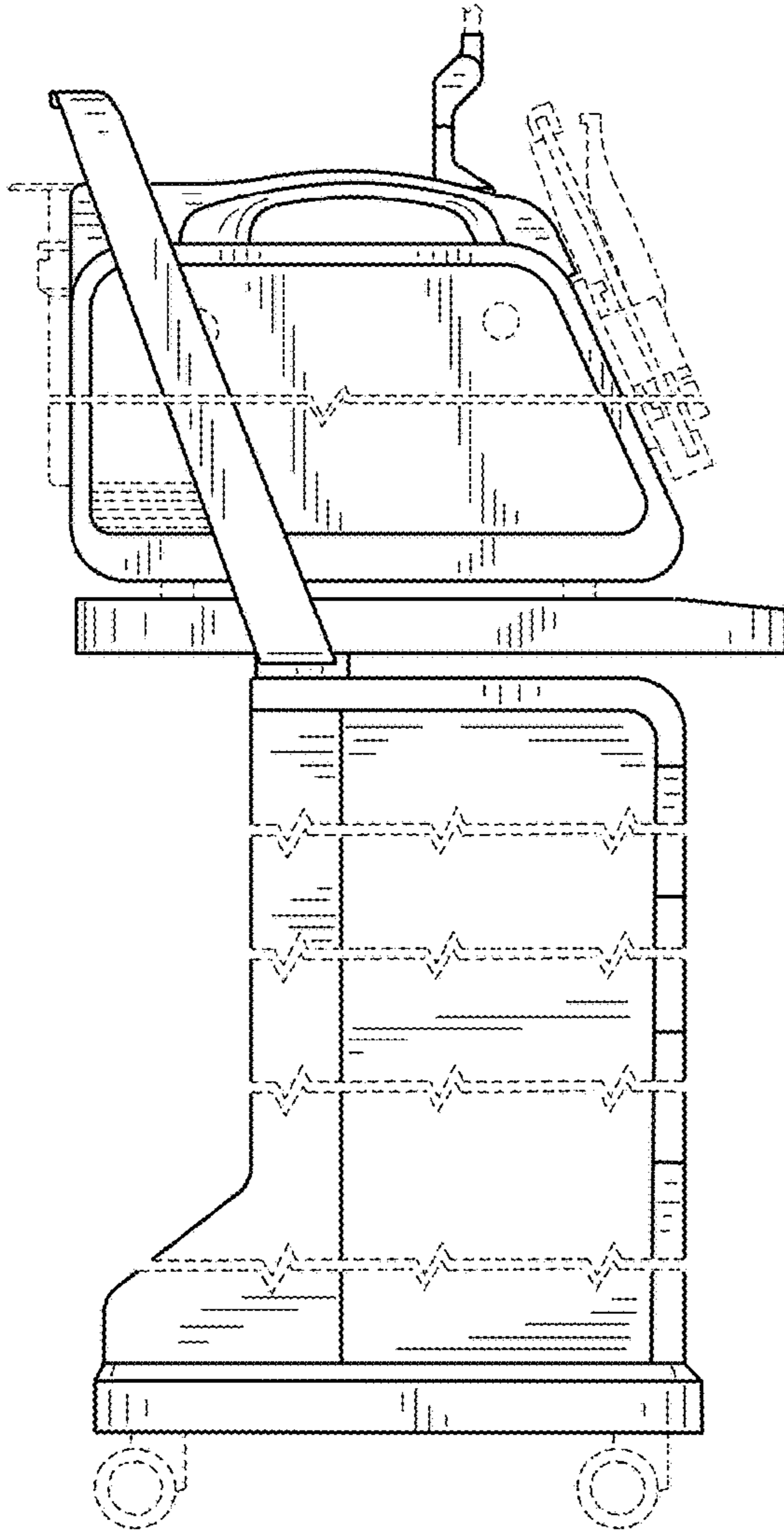


FIG. 3

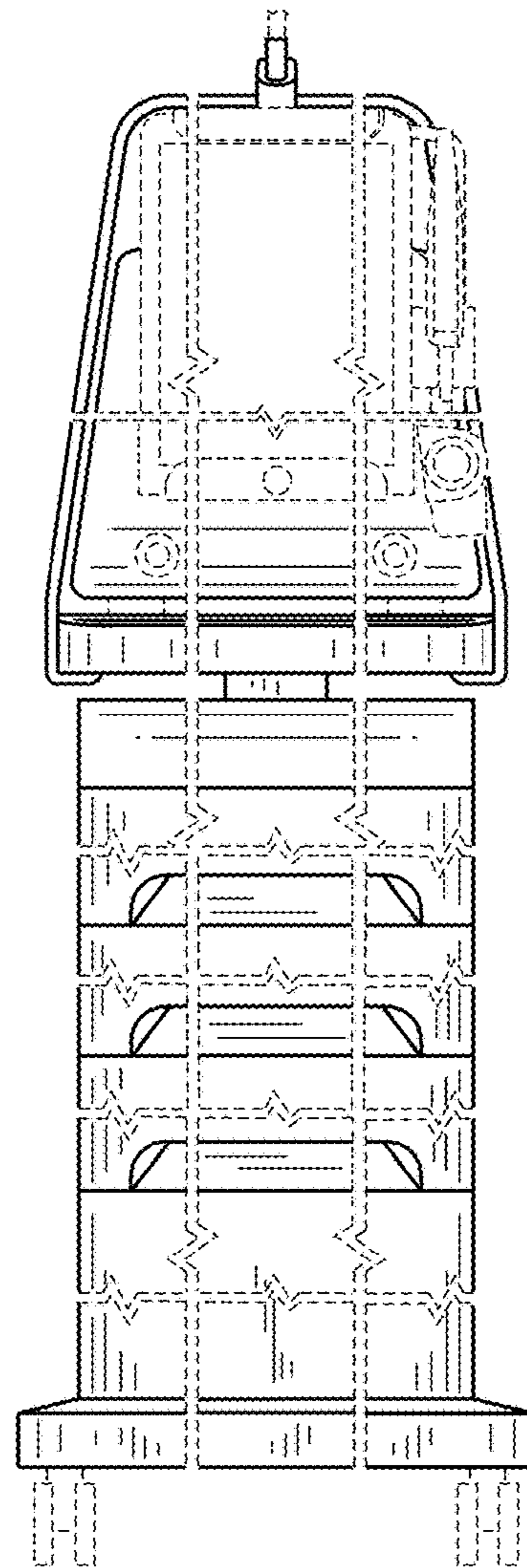


FIG. 4

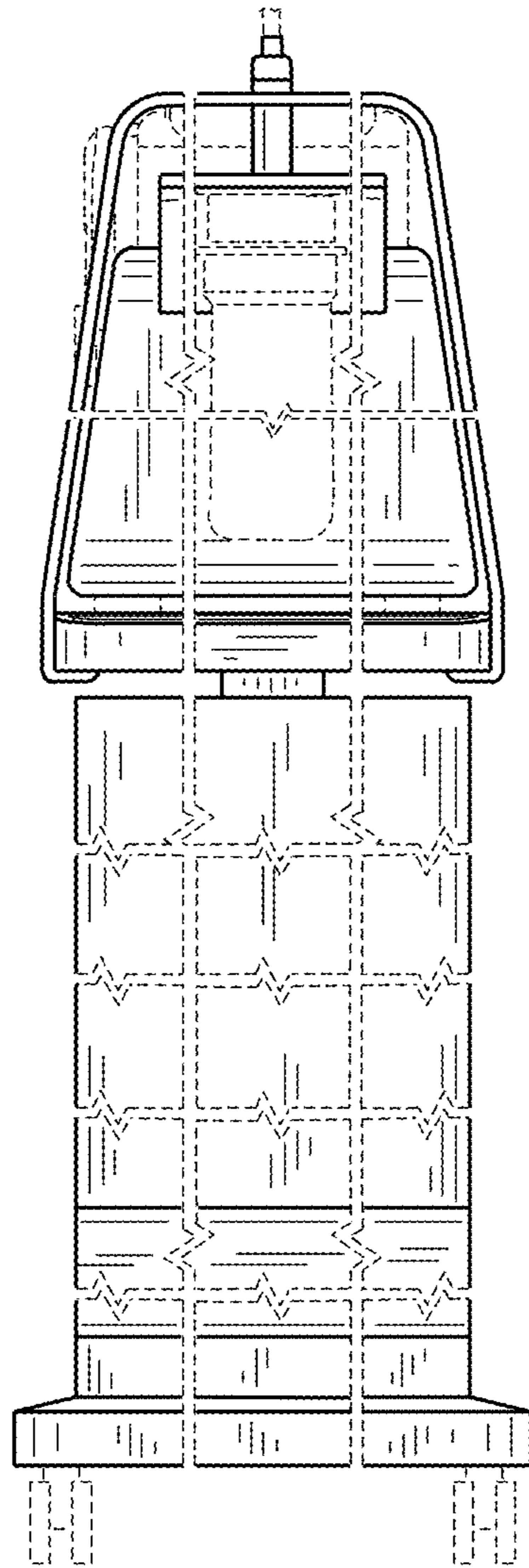


FIG. 5