



US00D812219S

(12) **United States Design Patent**
Wang

(10) **Patent No.:** **US D812,219 S**
(45) **Date of Patent:** **** Mar. 6, 2018**

(54) **WATER FLOSSER**

(71) Applicant: **Hao Wang**, Guangdong (CN)

(72) Inventor: **Hao Wang**, Guangdong (CN)

(**) Term: **15 Years**

(21) Appl. No.: **29/585,503**

(22) Filed: **Nov. 24, 2016**

(30) **Foreign Application Priority Data**

May 25, 2016 (CN) 2016 3 0201921

(51) **LOC (11) Cl.** **24-02**

(52) **U.S. Cl.**
USPC **D24/111**

(58) **Field of Classification Search**
USPC D24/108, 110-114, 127-130, 133, 141,
D24/146, 147, 152, 186, 214, 215;
D8/93, 97, 300, 310, 311; D23/223, 249,
D23/259, 262
CPC A61B 1/00094; A61B 17/32; A61B
2017/320004; A61B 2017/320016; A61M
2005/1583; A61M 2005/1586; A61M
2005/3277; A61M 5/158; A61M 5/1582;
A61M 5/3243; A61M 25/0606; A61M
25/0612; A61M 25/0631; A61M 25/0637;
A61M 16/0497; A61M 16/0493; A61C
17/0202

See application file for complete search history.

(56) **References Cited**

U.S. PATENT DOCUMENTS

2,984,452 A * 5/1961 Hooper A61C 17/0214
137/801
D209,395 S * 11/1967 Gilbert D24/113
D277,231 S * 1/1985 Rosenbaum D24/147
5,286,192 A * 2/1994 Dixon A61C 17/0202
433/80
D363,985 S * 11/1995 Van Hovel D24/111

D413,975 S * 9/1999 Maeda D24/111
D438,954 S * 3/2001 Orsing D24/112
6,622,333 B1 * 9/2003 Rehkemper A61C 17/30
15/22.1
D509,585 S * 9/2005 Kling D24/111
D532,974 S * 12/2006 Zhuan D4/101
(Continued)

FOREIGN PATENT DOCUMENTS

WO WO-9321856 A1 * 11/1993 A61C 17/02

Primary Examiner — Sheryl Lane

Assistant Examiner — Calvin E Vansant


(57) **CLAIM**

The ornamental design for a water flosser, as shown and described.

DESCRIPTION

FIG. 1 is a first perspective view of a first component of a water flosser showing my new design;
FIG. 2 is a second perspective view thereof;
FIG. 3 is a third perspective view thereof;
FIG. 4 is a fourth perspective view thereof;
FIG. 5 is a first perspective view of a second component of the water flosser;
FIG. 6 is a second perspective view of FIG. 5;
FIG. 7 is a third perspective view of FIG. 5;
FIG. 8 is a fourth perspective view of FIG. 5;
FIG. 9 is a first perspective view of a third component of the water flosser;
FIG. 10 is a second perspective view of FIG. 9;
FIG. 11 is a third perspective view of FIG. 9;
FIG. 12 is a fourth perspective view of FIG. 9;
FIG. 13 is a first perspective view of the water flosser showing the first component, the second component and the third component assembled together;
FIG. 14 is a second perspective view of FIG. 13;
FIG. 15 is a third perspective view of FIG. 13; and,
FIG. 16 is a fourth perspective view of FIG. 13.

1 Claim, 14 Drawing Sheets



(56)

References Cited

U.S. PATENT DOCUMENTS

D533,270 S * 12/2006 Kierce D24/112
D582,552 S * 12/2008 Berberich D24/133
D625,406 S * 10/2010 Seki D24/111
D697,205 S * 1/2014 Schneider D24/113
D704,024 S * 5/2014 Tronconi B25G 1/04
D8/107
8,881,752 B1 * 11/2014 Fonteyn A61C 19/002
134/198
D775,723 S * 1/2017 Rowe D24/112
D790,861 S * 7/2017 Demarest D4/101
D797,278 S * 9/2017 Uchida D24/111
2005/0074719 A1 * 4/2005 Croop A61B 1/253
433/30
2007/0082317 A1 * 4/2007 Chuang A61C 17/0202
433/80
2009/0305187 A1 * 12/2009 Janssen A61C 17/0202
433/88
2012/0183926 A1 * 7/2012 Shalev A61C 17/028
433/215
2015/0282909 A1 * 10/2015 Roberts A61C 17/0202
433/88

* cited by examiner

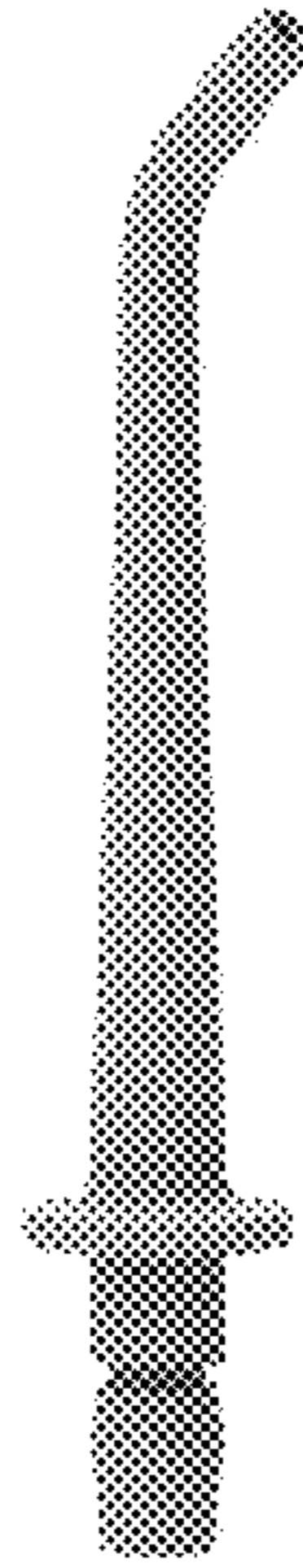


Fig. 1

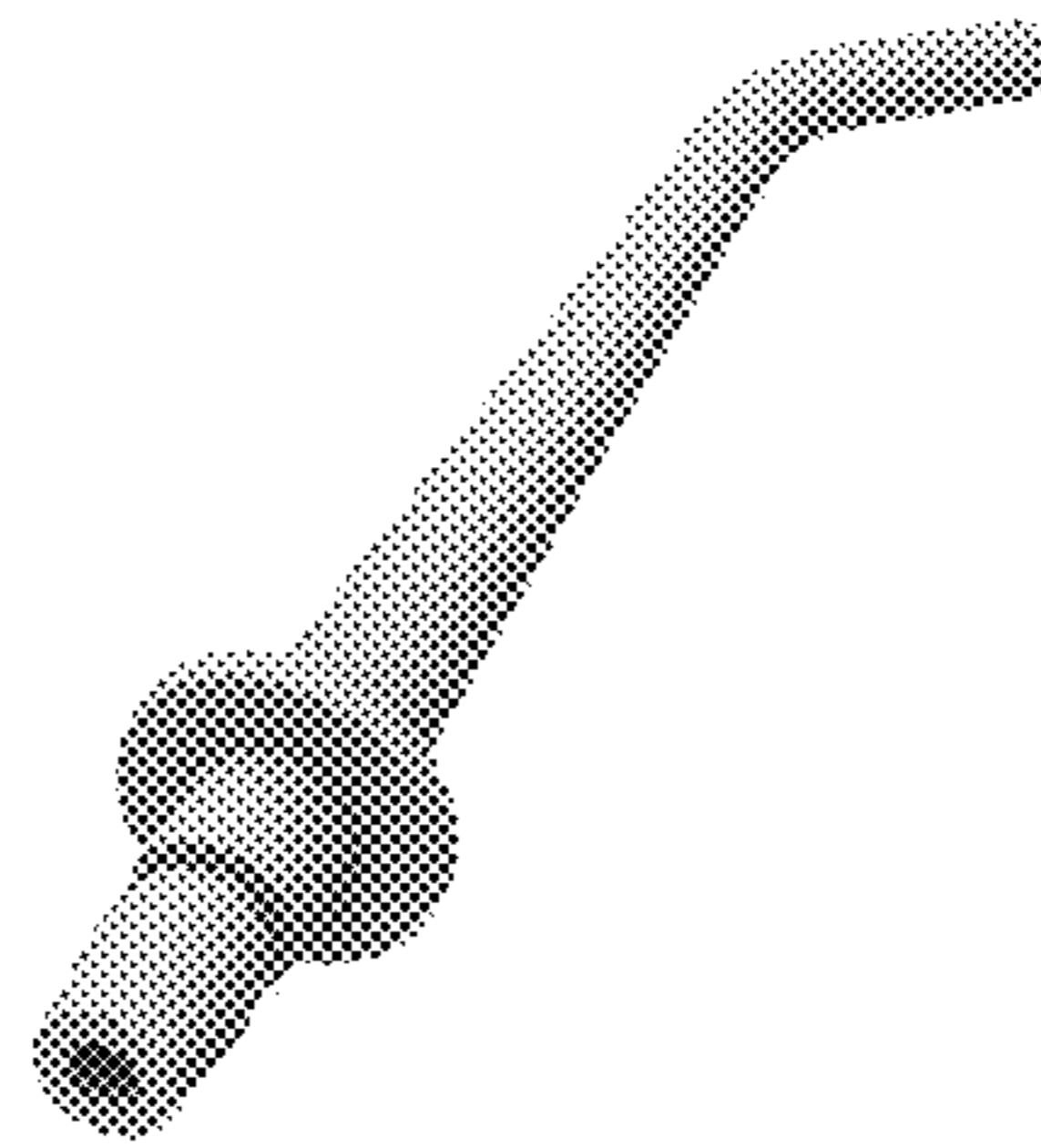


Fig. 2

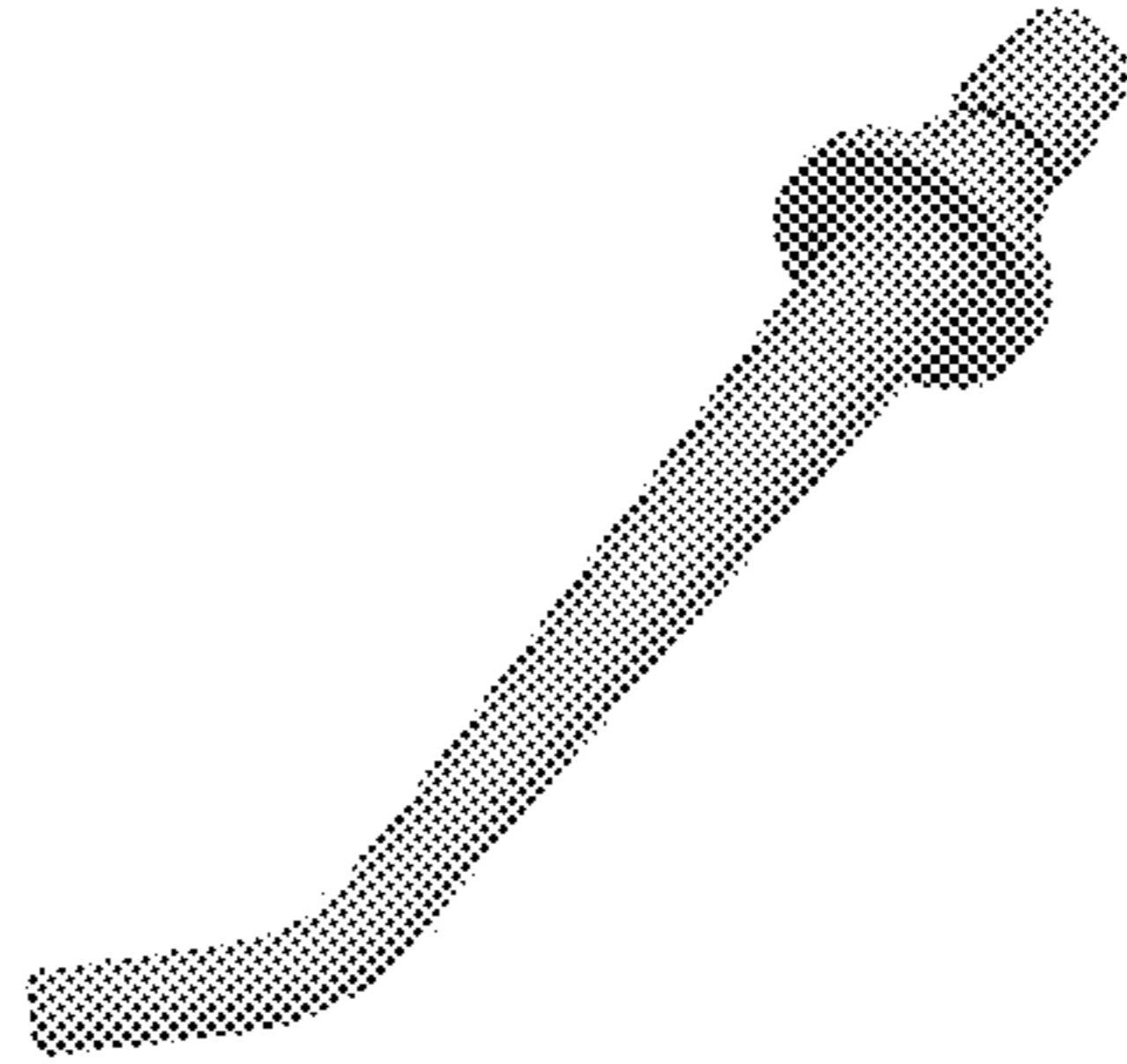


Fig. 3

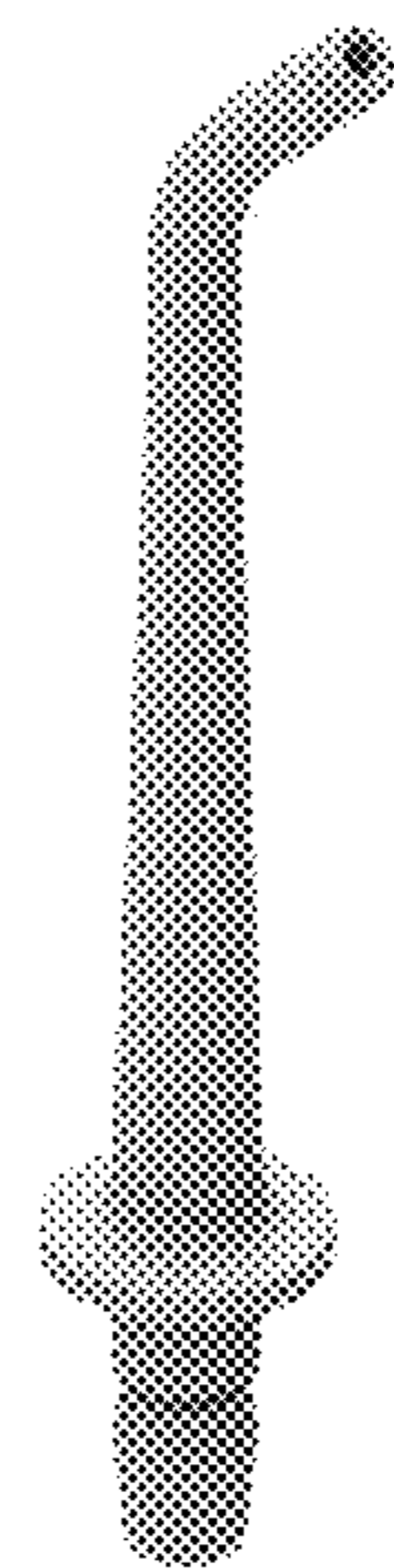


Fig. 4




Fig. 5




Fig. 6




Fig. 7



Fig. 8



Fig. 9



Fig. 10




Fig. 11




Fig. 12




Fig. 13




Fig. 14



Fig. 15




Fig. 16