



US00D812202S

(12) **United States Design Patent**
Blanchette et al.

(10) **Patent No.:** **US D812,202 S**
(45) **Date of Patent:** **** Mar. 6, 2018**

(54) **RADIALLY EXPANDABLE HOSE ASSEMBLY INCLUDING FITTINGS**

(71) Applicant: **TEKNOR APEX COMPANY**,
Pawtucket, RI (US)

(72) Inventors: **Gil Blanchette**, E. Greenwich, RI (US);
Michael Melo, North Dartmouth, MA (US);
Steve Correa, Brownsville, TN (US);
Timothy L. Chapman, Stanton, TN (US);
Marlon Van Beek, Simpsonville, SC (US);
John W. Parker, Jr., Memphis, TN (US);
David Vaz, Riverside, RI (US);
Mark Buchan, Norton, MA (US)

(73) Assignee: **TEKNOR APEX COMPANY**,
Pawtucket, RI (US)

(**) Term: **15 Years**

(21) Appl. No.: **29/543,917**

(22) Filed: **Oct. 29, 2015**

(51) **LOC (11) Cl.** **23-01**

(52) **U.S. Cl.**
USPC **D23/266**

(58) **Field of Classification Search**
USPC **D23/259-266**

(Continued)

(56) **References Cited**

U.S. PATENT DOCUMENTS

1,104,508 A 7/1914 Huthsing
D231,928 S 6/1974 Nelson

(Continued)

FOREIGN PATENT DOCUMENTS

GB 904638 8/1962
GB 1017331 1/1966

(Continued)

OTHER PUBLICATIONS

International Search Report dated Jul. 18, 2016.

Primary Examiner — Eric L Goodman

Assistant Examiner — Amy C Wierenga

(74) *Attorney, Agent, or Firm* — Hudak, Shunk & Farine Co., LPA

(57) **CLAIM**

The ornamental design for a radially expandable hose assembly including fittings, as shown and described.

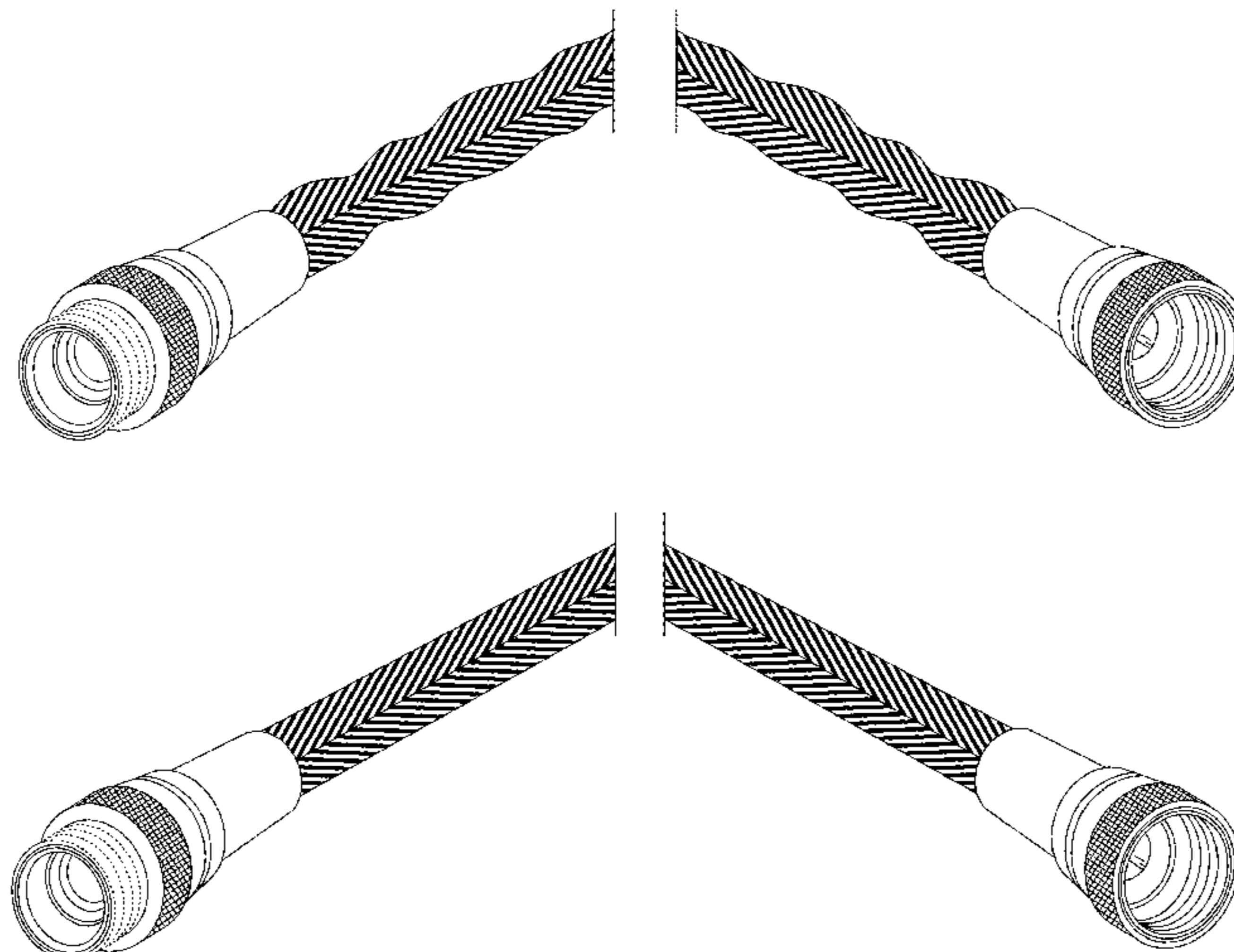
DESCRIPTION

FIG. 1 is a top perspective view of a radially expandable hose assembly in a contracted state;
FIG. 2 is a bottom perspective view thereof;
FIG. 3 is a side perspective view thereof, with the other side view being a mirror image thereof;
FIG. 4 is a top perspective view of the radially expandable hose assembly in a radially expanded state;
FIG. 5 is a bottom perspective view as shown in FIG. 2 in the expanded state;
FIG. 6 is a side perspective view as shown in FIG. 3 in the expanded state;
FIG. 7 is a top rear perspective view of the radially expandable hose assembly in the contracted state;
FIG. 8 is a bottom perspective view as shown in FIG. 2 in the contracted state; and,
FIG. 9 is a rear perspective view as shown in FIG. 3 in the contracted state.

The dashed broken lines depict portions of the article that form no part of the claim.

The hose assembly is shown with a symbolic break in its length. The appearance of any portion of the article between the break lines forms no part of the claimed design.

1 Claim, 9 Drawing Sheets



(58) **Field of Classification Search**
 CPC . A47L 9/24; F16L 11/15; F16L 11/112; F16L
 11/085; E02B 11/005
 See application file for complete search history.

(56) **References Cited**

U.S. PATENT DOCUMENTS

3,939,875	A	2/1976	Osborn et al.	
D254,505	S	3/1980	Parsons	
4,477,109	A	10/1984	Kleuver	
4,478,661	A	10/1984	Lewis	
4,541,657	A	9/1985	Smyth	
D283,342	S	4/1986	Tisserat	
4,944,972	A	7/1990	Blembereg	
5,195,563	A *	3/1993	Brooks E04H 4/16 138/103
5,285,561	A	2/1994	Manning	
5,302,428	A	4/1994	Steele et al.	
5,413,147	A	5/1995	Moreiras et al.	
D383,378	S	9/1997	Schrader	
D392,722	S	3/1998	Kurz	
6,113,153	A	9/2000	Yang	
6,186,181	B1	2/2001	Schippl	
6,948,527	B2	9/2005	Ragner et al.	
7,168,451	B1	1/2007	Dundas	
D586,435	S *	2/2009	Reckseen D23/266
7,549,448	B2	6/2009	Ragner et al.	
D613,780	S	4/2010	Henry et al.	
D631,351	S	1/2011	Coon	
7,887,662	B2	2/2011	Wagner et al.	
7,971,617	B2	7/2011	Henry et al.	
7,975,633	B2	7/2011	Henry et al.	
D645,632	S	9/2011	Henry et al.	
D648,502	S	11/2011	Henry et al.	
D648,503	S	11/2011	Henry et al.	
D650,052	S	12/2011	Drenth	
8,141,609	B2	3/2012	Henry et al.	
8,211,262	B2	7/2012	Henry et al.	
D666,644	S	9/2012	Henry	
8,272,420	B2	9/2012	Henry	
8,291,941	B1	10/2012	Berardi	
8,291,942	B2	10/2012	Berardi	
D671,196	S *	11/2012	Montalvo D23/266
8,359,991	B2	1/2013	Henry et al.	
8,371,143	B2	2/2013	Ragner	
D679,784	S	4/2013	Meyer	
8,453,701	B2	6/2013	Henry	
8,479,776	B2	7/2013	Berardi	
D687,528	S	8/2013	Meyer	

D691,261	S	10/2013	Kawamura	
D693,393	S	11/2013	Henry	
D705,284	S	5/2014	Nussbaum	
D705,285	S	5/2014	Nussbaum	
D706,904	S	6/2014	Faraon Chaul Huerta	
8,757,213	B2	6/2014	Berardi	
8,776,836	B2	7/2014	Ragner et al.	
8,826,838	B2	9/2014	Henry et al.	
D714,935	S	10/2014	Nishioka	
D717,406	S	11/2014	Stanley	
D717,848	S	11/2014	Henry et al.	
8,936,046	B2	1/2015	Ragner	
D722,681	S	2/2015	Berardi	
8,951,380	B2	2/2015	Henry	
D723,669	S	3/2015	Berardi	
D724,186	S	3/2015	Berardi	
D724,187	S *	3/2015	Savage D23/266
9,022,076	B2	5/2015	Ragner et al.	
D731,032	S *	6/2015	Yang D23/266
D736,914	S	8/2015	Schultz	
D744,563	S	12/2015	Hassan	
9,234,610	B2	1/2016	Baxi et al.	
9,279,525	B2 *	3/2016	Berardi F16L 11/00
D757,233	S *	5/2016	Vaz D23/262
2010/0212768	A1	8/2010	Resendes	
2011/0083787	A1	4/2011	Henry	
2012/0227363	A1	9/2012	Nussbaum	
2013/0098887	A1	4/2013	Henry	
2013/0113205	A1	5/2013	Berardi	
2014/0007881	A1	1/2014	Rummery et al.	
2014/0124125	A1	5/2014	Nussbaum et al.	
2014/0124127	A1	5/2014	Henry	
2014/0124136	A1	5/2014	Nussbaum	
2014/0130930	A1	5/2014	Ragner	
2014/0150889	A1	6/2014	Ragner	
2014/0305586	A1	10/2014	Hupp, Sr.	
2014/0305587	A1	10/2014	Henry	
2014/0307987	A1	10/2014	Henry	
2014/0345734	A1	11/2014	Berardi	
2014/0374020	A1	12/2014	Warnock, II	
2015/0007902	A1	1/2015	Ragner	
2015/0041016	A1	2/2015	Ragner	
2015/0129042	A1	5/2015	Ragner	
2015/0219259	A1	8/2015	Weems	
2015/0219260	A1	8/2015	Kury	

FOREIGN PATENT DOCUMENTS

WO	2014169057	A1	10/2014
WO	2015023592	A1	2/2015

* cited by examiner




Fig. 1




Fig. 2




Fig. 3




Fig. 4




Fig. 5




Fig. 6

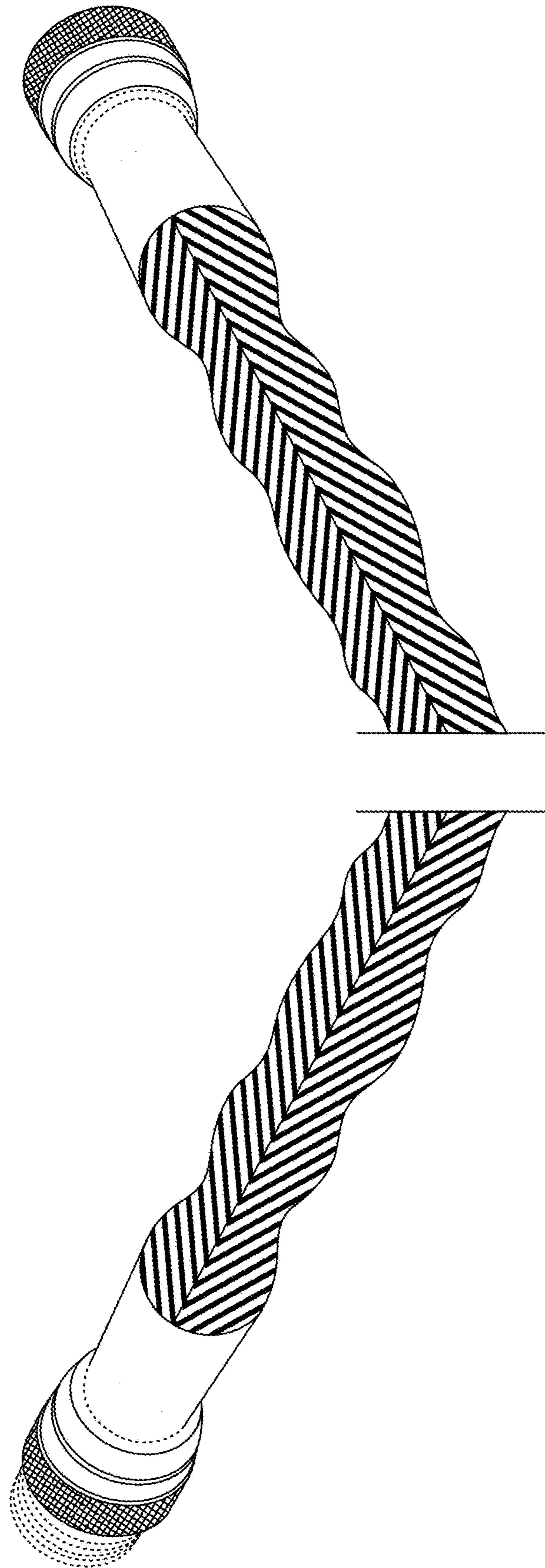


Fig. 7

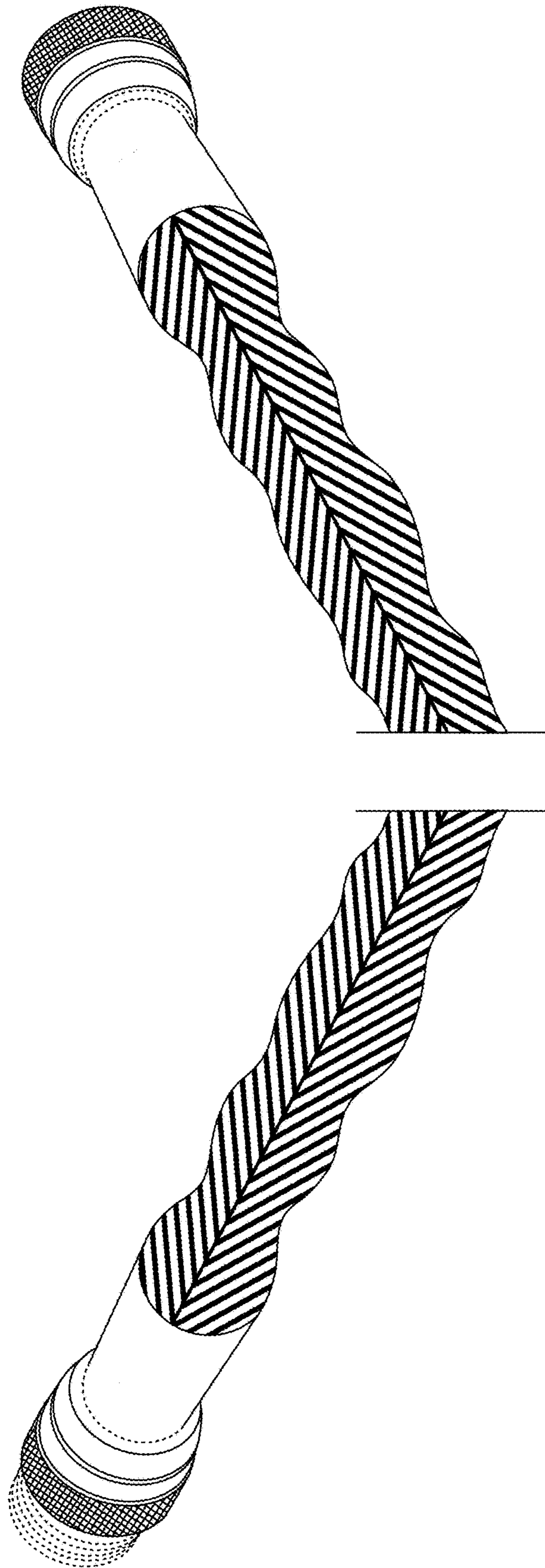


Fig. 8




Fig. 9