



US00D812177S

(12) **United States Design Patent**
Geissele

(10) **Patent No.:** **US D812,177 S**
(45) **Date of Patent:** **** Mar. 6, 2018**

- (54) **FIREARM HANDGUARD**
- (71) Applicant: **WHG Properties, LLC**, North Wales, PA (US)
- (72) Inventor: **William H. Geissele**, Lower Gwynedd, PA (US)
- (73) Assignee: **WHG PROPERTIES, LLC**, North Wales, PA (US)
- (**) Term: **15 Years**
- (21) Appl. No.: **29/571,659**
- (22) Filed: **Jul. 20, 2016**

D711,492 S *	8/2014	Yan	D22/108
D713,484 S	9/2014	Firpo et al.		
D715,885 S *	10/2014	Silvers	D22/108
D728,055 S *	4/2015	Geissele	D22/108
D747,428 S *	1/2016	Chen	D22/108
D750,192 S *	2/2016	Silvers	D22/108
D752,171 S *	3/2016	Chen	D22/108

Related U.S. Application Data

- (60) Continuation of application No. 29/516,532, filed on Feb. 3, 2015, now Pat. No. Des. 768,255, which is a division of application No. 29/469,239, filed on Oct. 8, 2013, now Pat. No. Des. 728,055.
- (51) **LOC (11) Cl.** **22-01**
- (52) **U.S. Cl.**
USPC **D22/108**
- (58) **Field of Classification Search**
USPC D22/108; D8/68
CPC F41C 23/10; F41C 23/14; F41C 23/16;
F41C 23/18
See application file for complete search history.

References Cited

U.S. PATENT DOCUMENTS

D692,516 S	10/2013	Yan et al.
D710,964 S	8/2014	Chvala

OTHER PUBLICATIONS

Yankee Hill Machine Co., Inc. (YHM®), website screenshots, accessed on Aug. 22, 2013, 5 pages.

* cited by examiner

Primary Examiner — Michael A Pratt

(74) *Attorney, Agent, or Firm* — Merchant & Gould P.C.

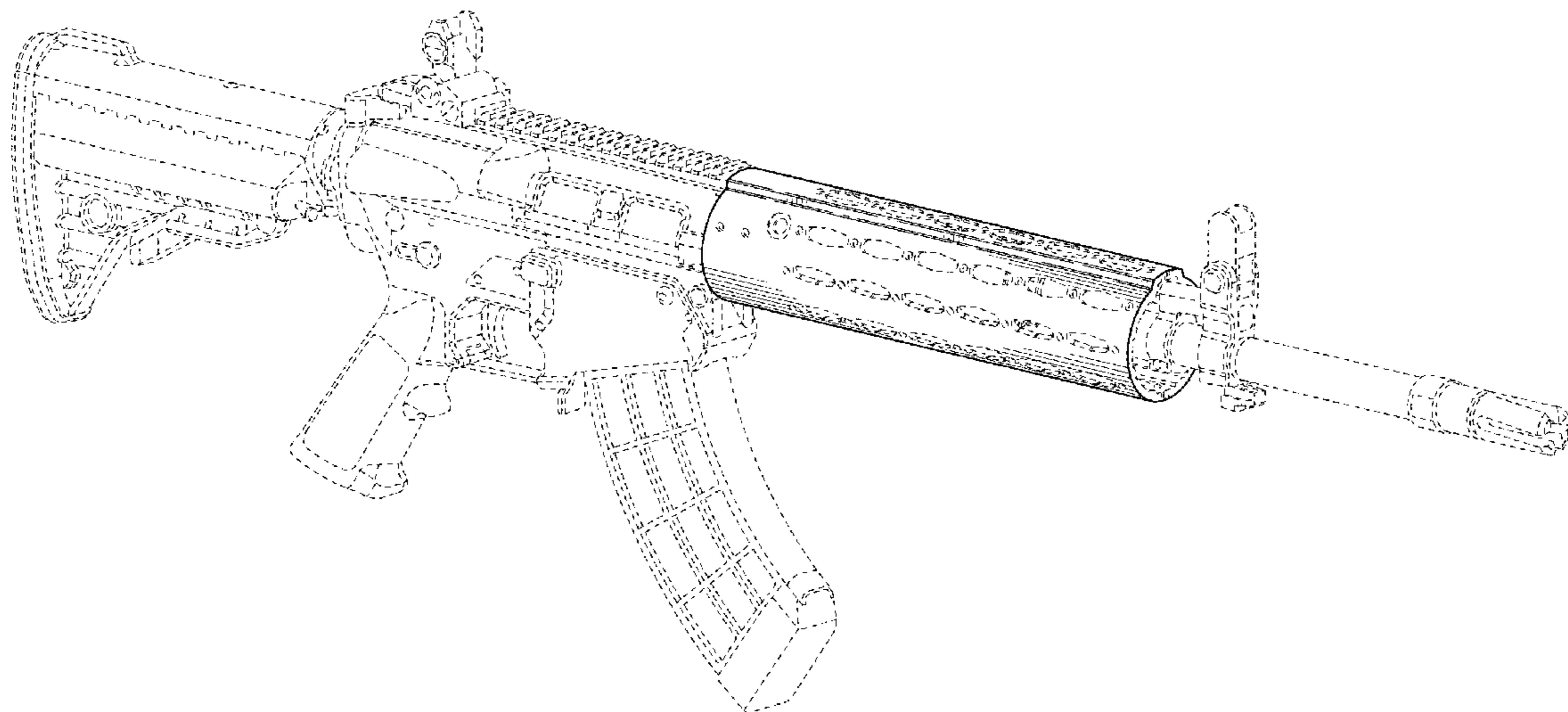
(57) **CLAIM**

The ornamental design for a firearm handguard, as shown and described.

DESCRIPTION

FIG. 1 is a front right isometric view of a firearm handguard; FIG. 2 is a front elevation view of the firearm handguard of FIG. 1; FIG. 3 is a rear elevation view of the firearm handguard of FIG. 1; FIG. 4 is a right side elevation view of the firearm handguard of FIG. 1; FIG. 5 is a left side elevation view of the firearm handguard of FIG. 1; FIG. 6 is a top view of the firearm handguard of FIG. 1; and, FIG. 7 is a bottom view of the firearm handguard of FIG. 1. The broken lines in the figures are for illustrative purposes only and form no part of the claimed design.

1 Claim, 3 Drawing Sheets



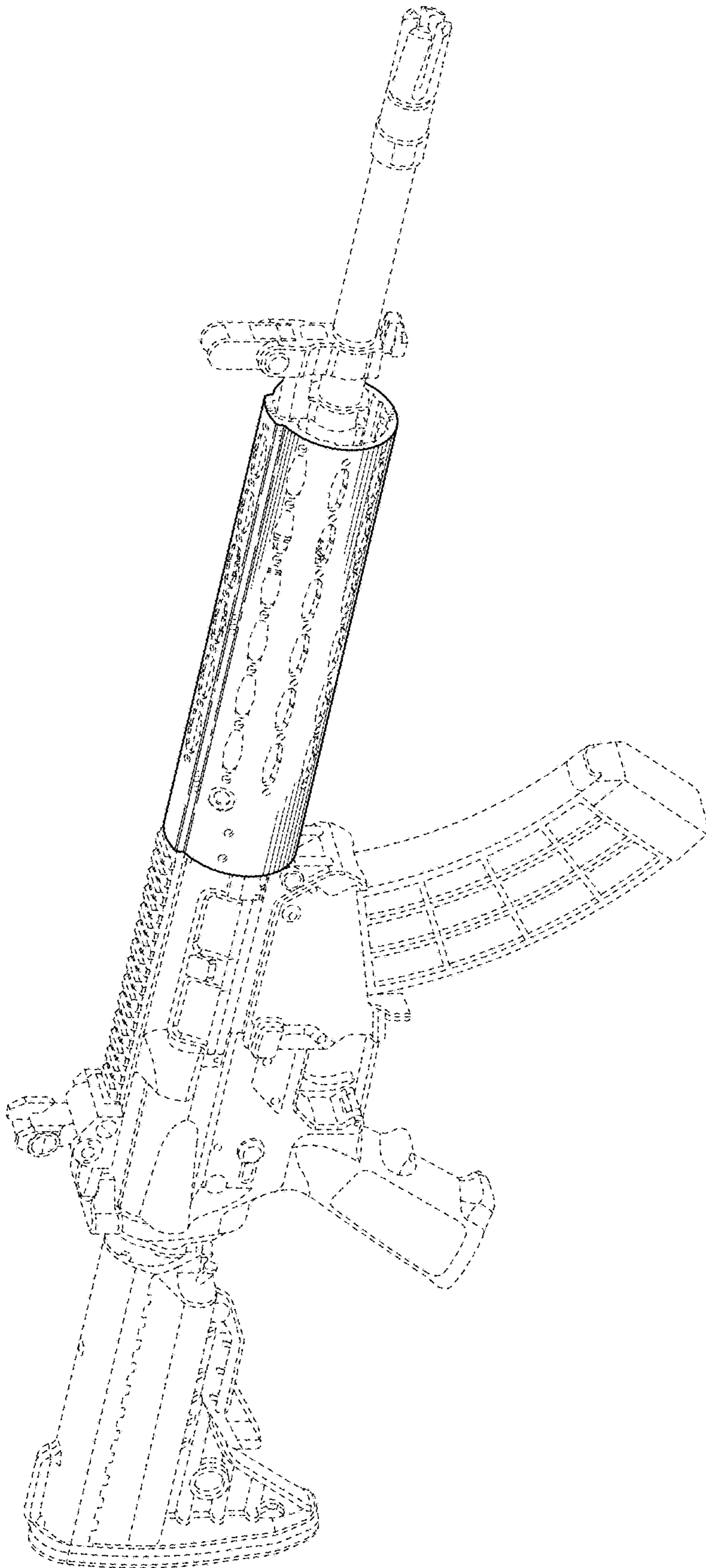


FIG. 1

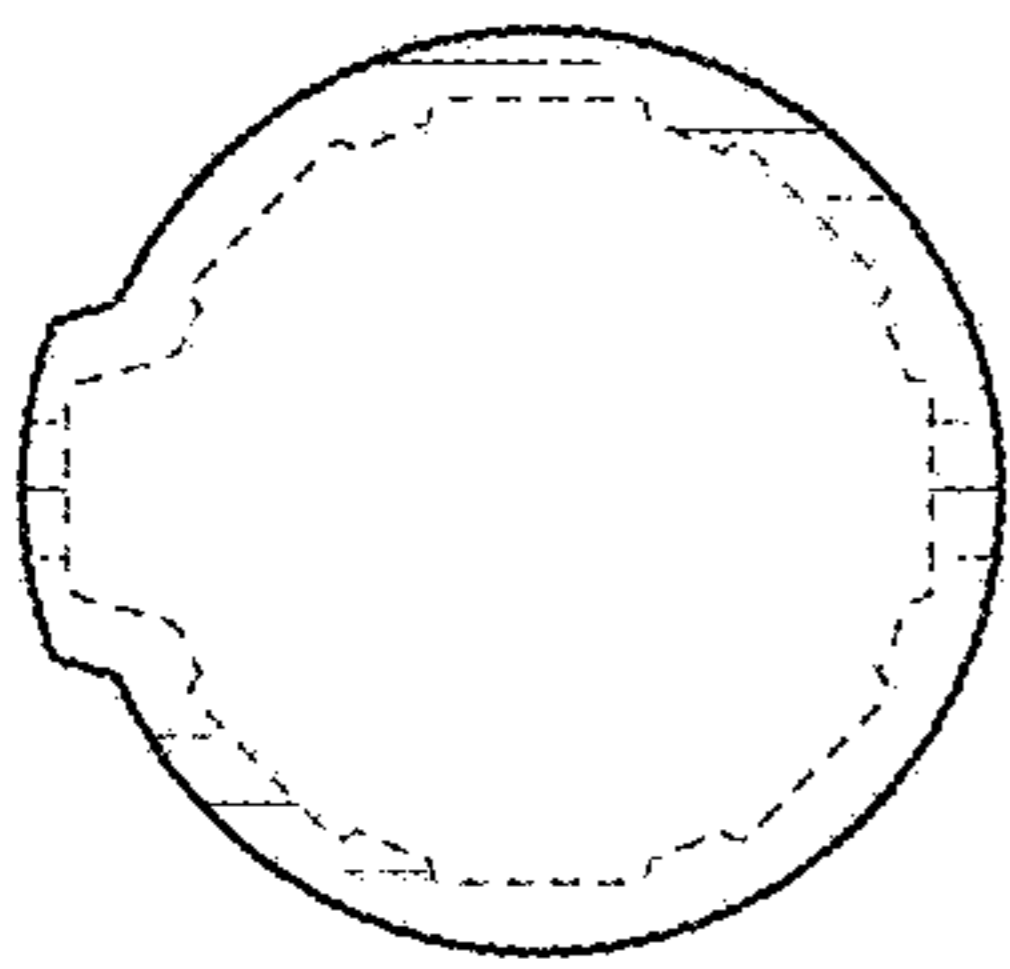


FIG. 2

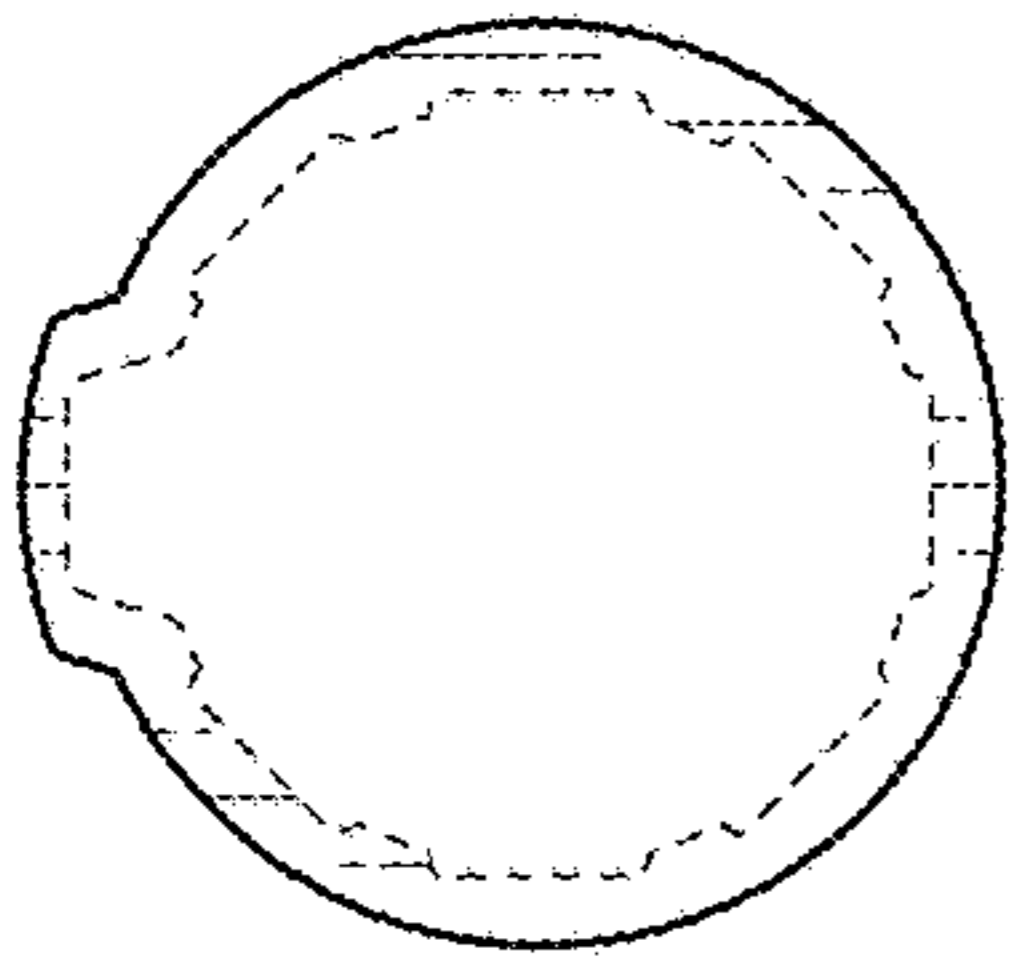


FIG. 3

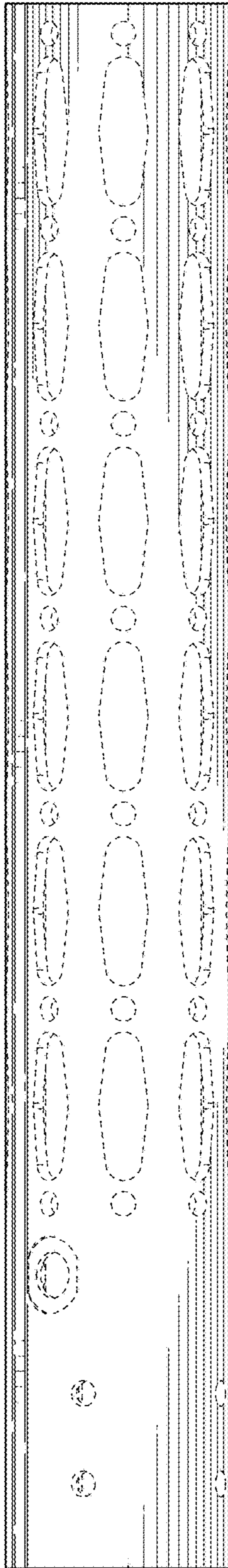


FIG. 4

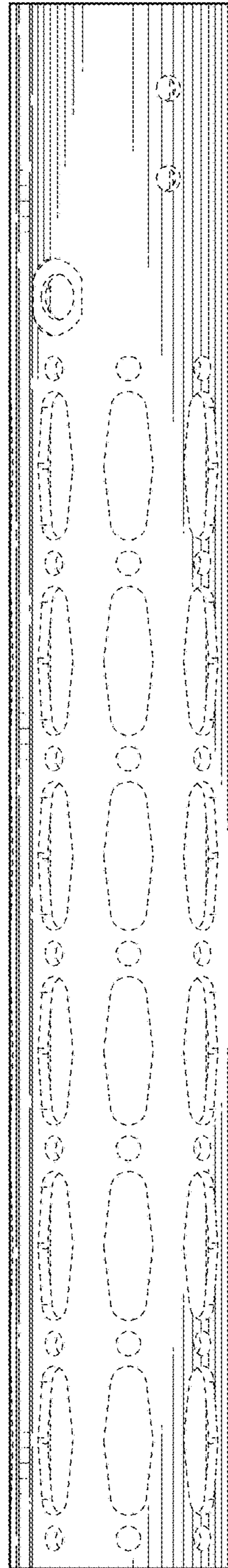


FIG. 5

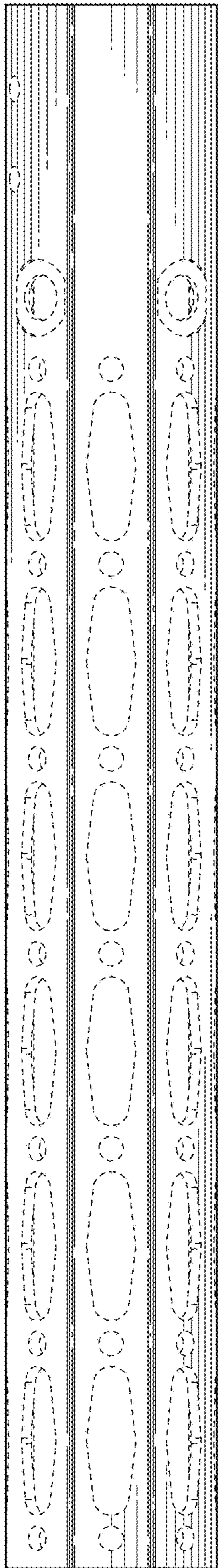


FIG. 6

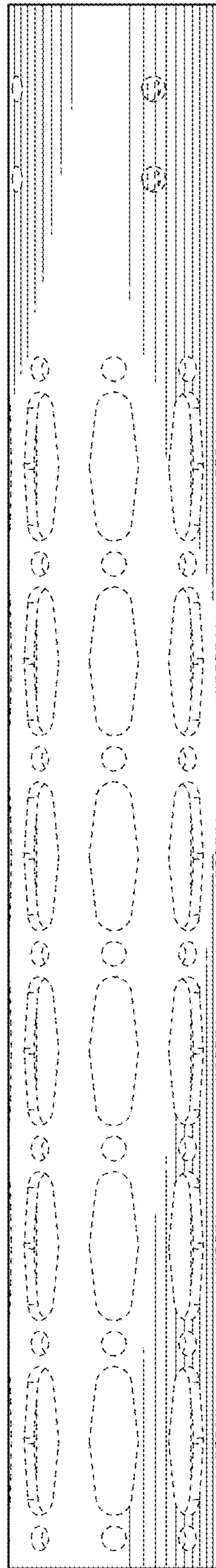


FIG. 7