



US00D812166S

(12) **United States Design Patent**
Armstrong

(10) **Patent No.:** **US D812,166 S**
(45) **Date of Patent:** **** Mar. 6, 2018**

- (54) **GOLF PUTTER GRIP**
- (71) Applicant: **James Armstrong**, Savannah, TN (US)
- (72) Inventor: **James Armstrong**, Savannah, TN (US)
- (**) Term: **15 Years**
- (21) Appl. No.: **29/587,644**
- (22) Filed: **Dec. 14, 2016**
- (51) **LOC (11) Cl.** **21-02**
- (52) **U.S. Cl.**
USPC **D21/756**
- (58) **Field of Classification Search**
USPC D21/736-746, 756, 759
CPC A63B 53/00; A63B 53/02; A63B 53/04;
A63B 53/047; A63B 53/0475; A63B
2053/0479; A63B 2053/0483; A63B
2053/0445; A63B 60/00; A63B 60/46
See application file for complete search history.

(56) **References Cited**

U.S. PATENT DOCUMENTS

- 2,046,164 A * 6/1936 Herkner A63B 53/14
473/302
- 2,446,622 A * 8/1948 Turner C14B 31/00
16/421
- D245,443 S * 8/1977 Sweet 473/551
- 5,261,665 A * 11/1993 Downey A63B 53/14
16/DIG. 12
- 5,795,242 A * 8/1998 Ree A63B 53/14
473/303
- D484,211 S * 12/2003 Groelinger D21/756
- D522,702 S * 6/2006 Libman A47L 13/14
D32/50

- D542,493 S * 5/2007 Berti D32/52
- D575,468 S * 8/2008 Berti D32/50
- 7,703,179 B2 * 4/2010 Ferguson A63B 53/14
16/431
- 7,828,680 B2 * 11/2010 Pfeifer A63B 49/08
473/513
- D768,251 S * 10/2016 Giannatti D21/756
- D772,361 S * 11/2016 Giannatti D21/756
- D774,611 S * 12/2016 Nunn D21/756

* cited by examiner

Primary Examiner — Mitchell I. Siegel

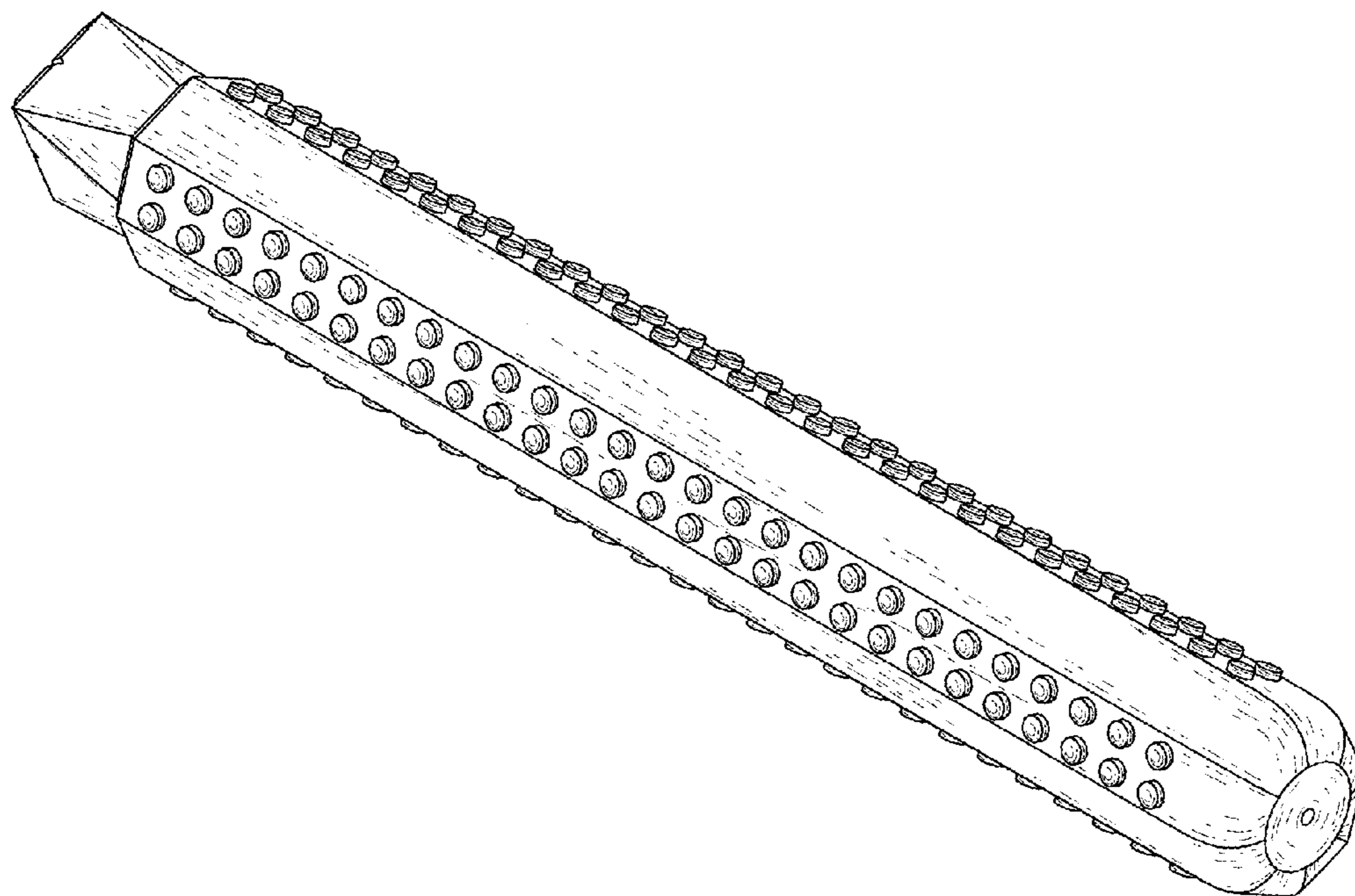
(57) **CLAIM**

The ornamental design for a golf putter grip, as shown and described.

DESCRIPTION

FIG. 1 is a top perspective view of the golf putter grip of my new design;
 FIG. 2 is a bottom perspective view thereof;
 FIG. 3 is a front elevational view thereof; the undisclosed opposite side being identical;
 FIG. 4 is a top plan view thereof; the undisclosed opposite side being identical;
 FIG. 5 is a right side elevational view thereof;
 FIG. 6 is a left side elevational view thereof; and,
 FIG. 7 is a reduced scale perspective view showing attached to an unclaimed golf club.
 The broken line showing of a club wedge is included for the purposes of illustrating environmental structures and forms no part of the claimed design.

1 Claim, 7 Drawing Sheets



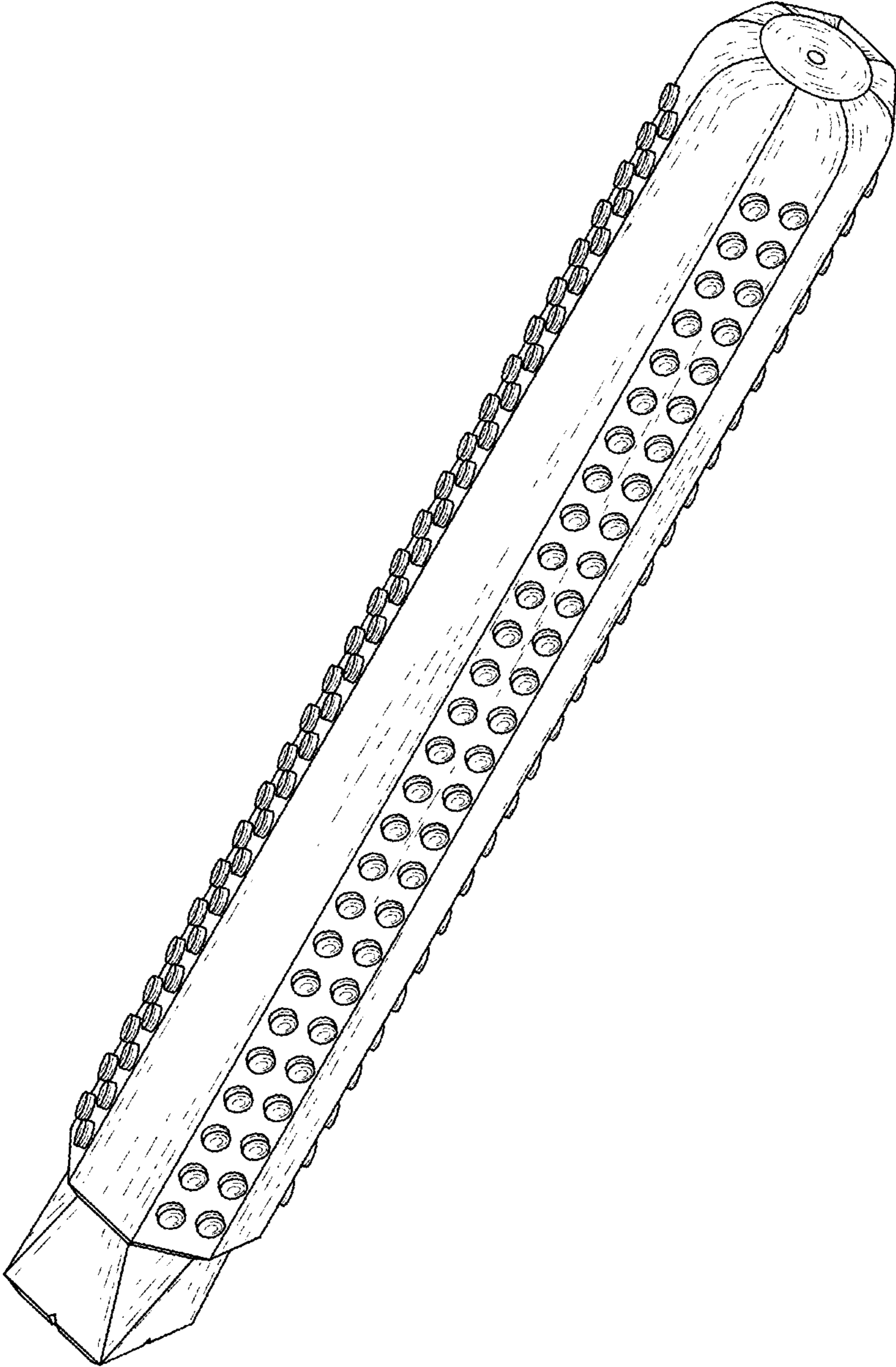


FIG. 1

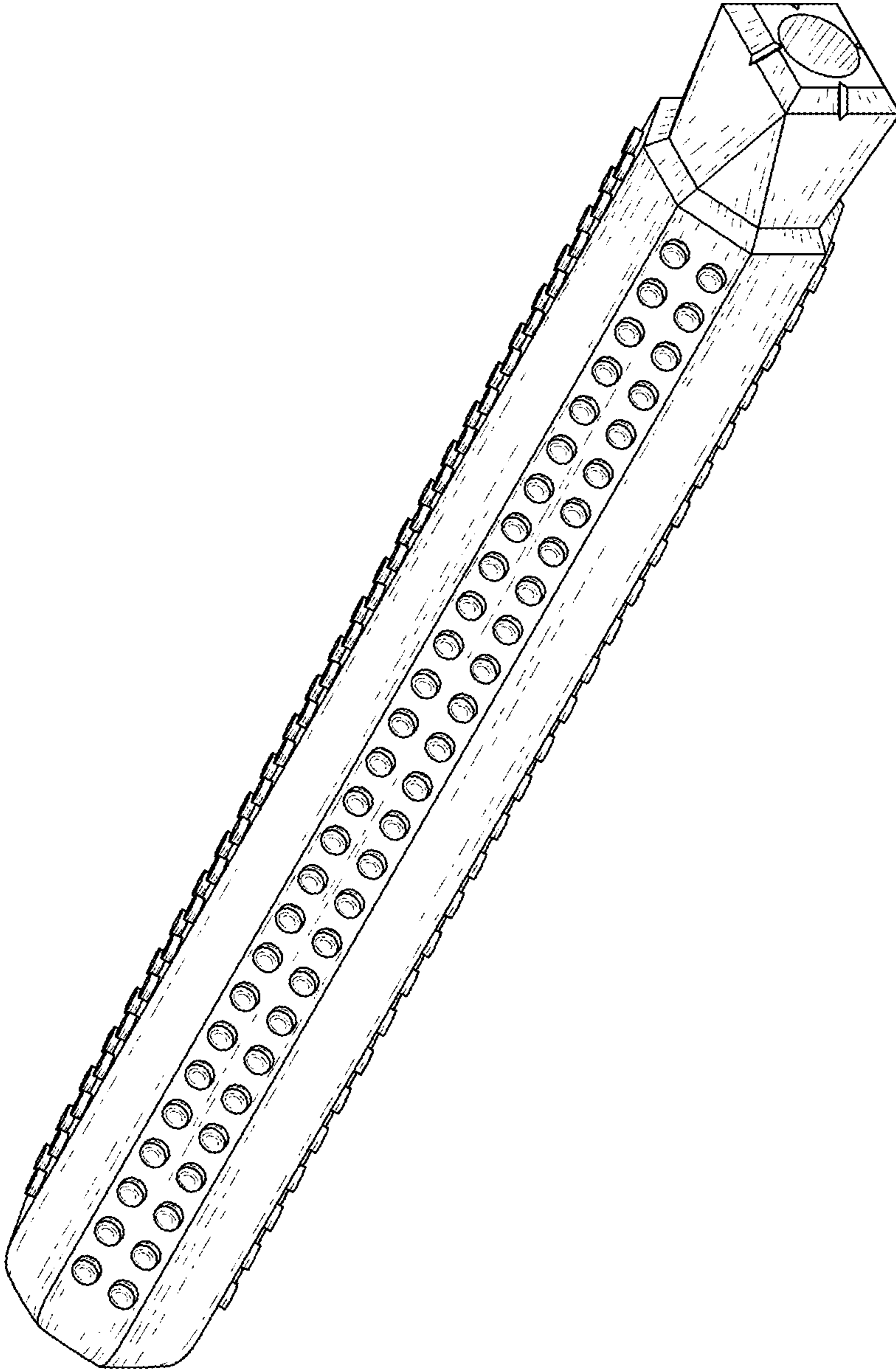


FIG. 2

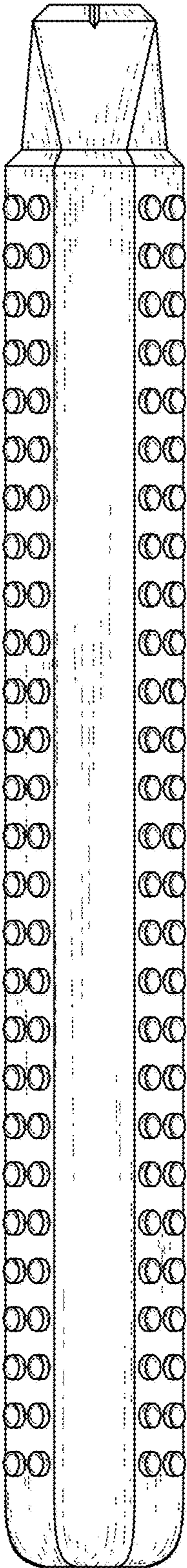


FIG. 3

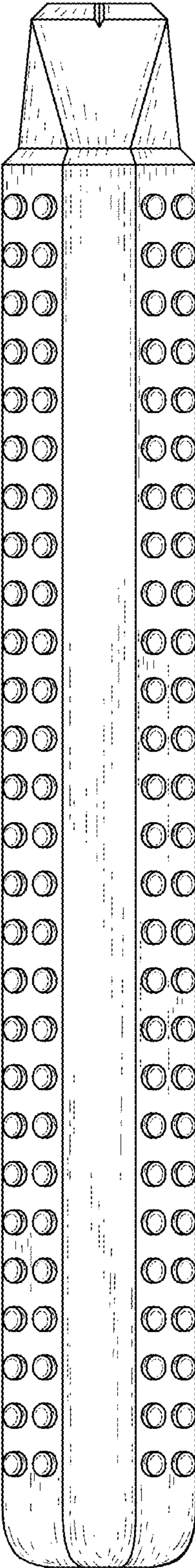


FIG. 4

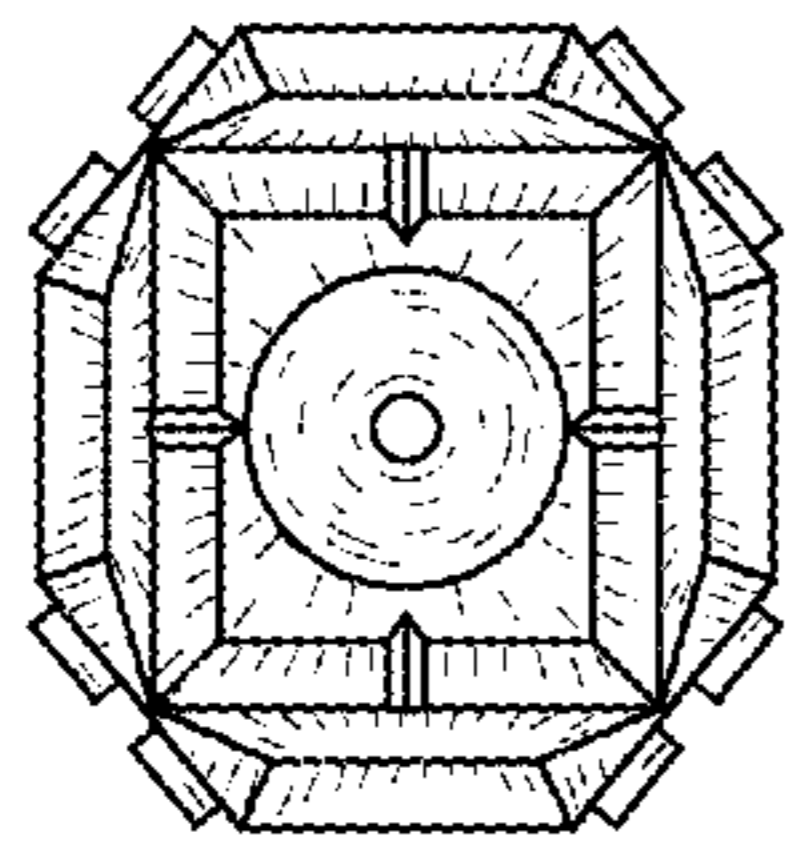


FIG. 5

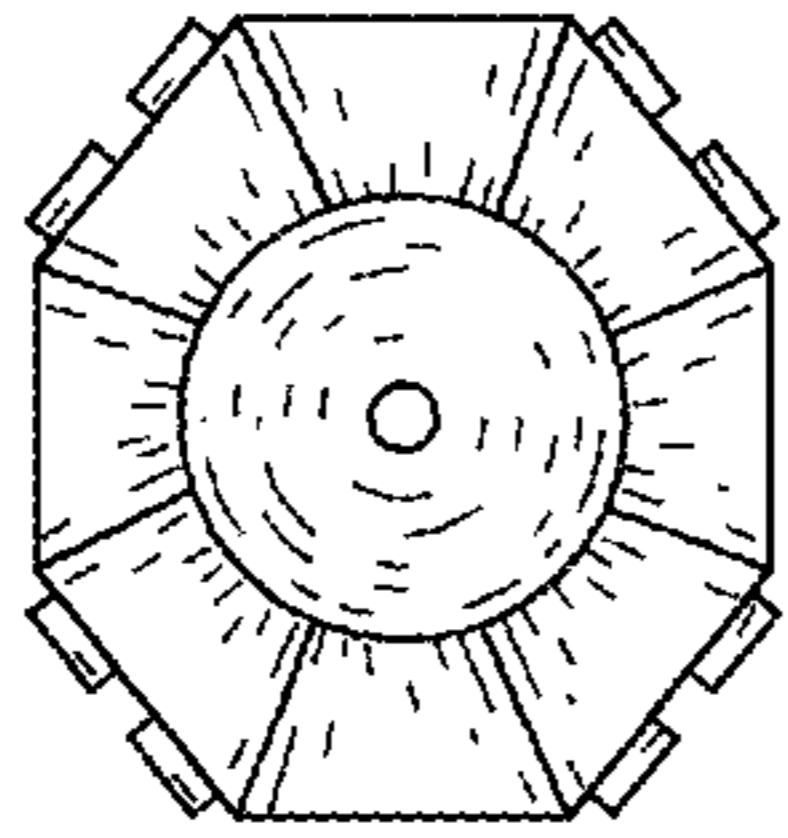


FIG. 6

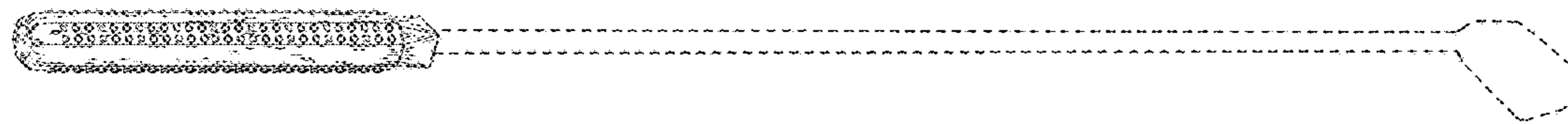


FIG. 7