



US00D812141S

(12) **United States Design Patent** (10) **Patent No.:** **US D812,141 S**
Ashworth (45) **Date of Patent:** **** Mar. 6, 2018**

(54) **HANGING SIGN**
(71) Applicant: **Rick Ashworth**, Stoney Creek (CA)
(72) Inventor: **Rick Ashworth**, Stoney Creek (CA)
(**) Term: **15 Years**
(21) Appl. No.: **29/582,421**
(22) Filed: **Oct. 27, 2016**
(51) **LOC (11) Cl.** **20-03**
(52) **U.S. Cl.**
USPC **D20/42**
(58) **Field of Classification Search**
USPC D20/10, 11, 22-29, 39, 40-42, 99;
D14/485-495; D6/315; D9/457
CPC G09F 1/00; G09F 1/02; G09F 2003/023;
G09F 2003/0261; G09F 2003/0264; G09F
7/00; G09F 3/206; G09F 3/00; G09F
13/00; G09F 2007/1807; G09F 13/04;
G09F 2013/0427; G09F 2013/0495
See application file for complete search history.

(56) **References Cited**
U.S. PATENT DOCUMENTS
1,056,701 A * 3/1913 Lowndes G09F 3/14
229/74
2,218,037 A * 10/1940 Duers A01M 1/2055
239/54
3,775,882 A * 12/1973 Wheeler G09F 3/04
40/645
3,959,908 A * 6/1976 Lowe A01K 11/001
40/301
D275,408 S * 9/1984 Maloney D20/43
D278,604 S * 4/1985 Van Zandt D9/457
D290,291 S * 6/1987 Thompson D23/368
D313,701 S * 1/1991 Leese D6/315
D323,069 S * 1/1992 Leese D6/315
5,167,086 A * 12/1992 Fast G09F 3/16
24/16 PB

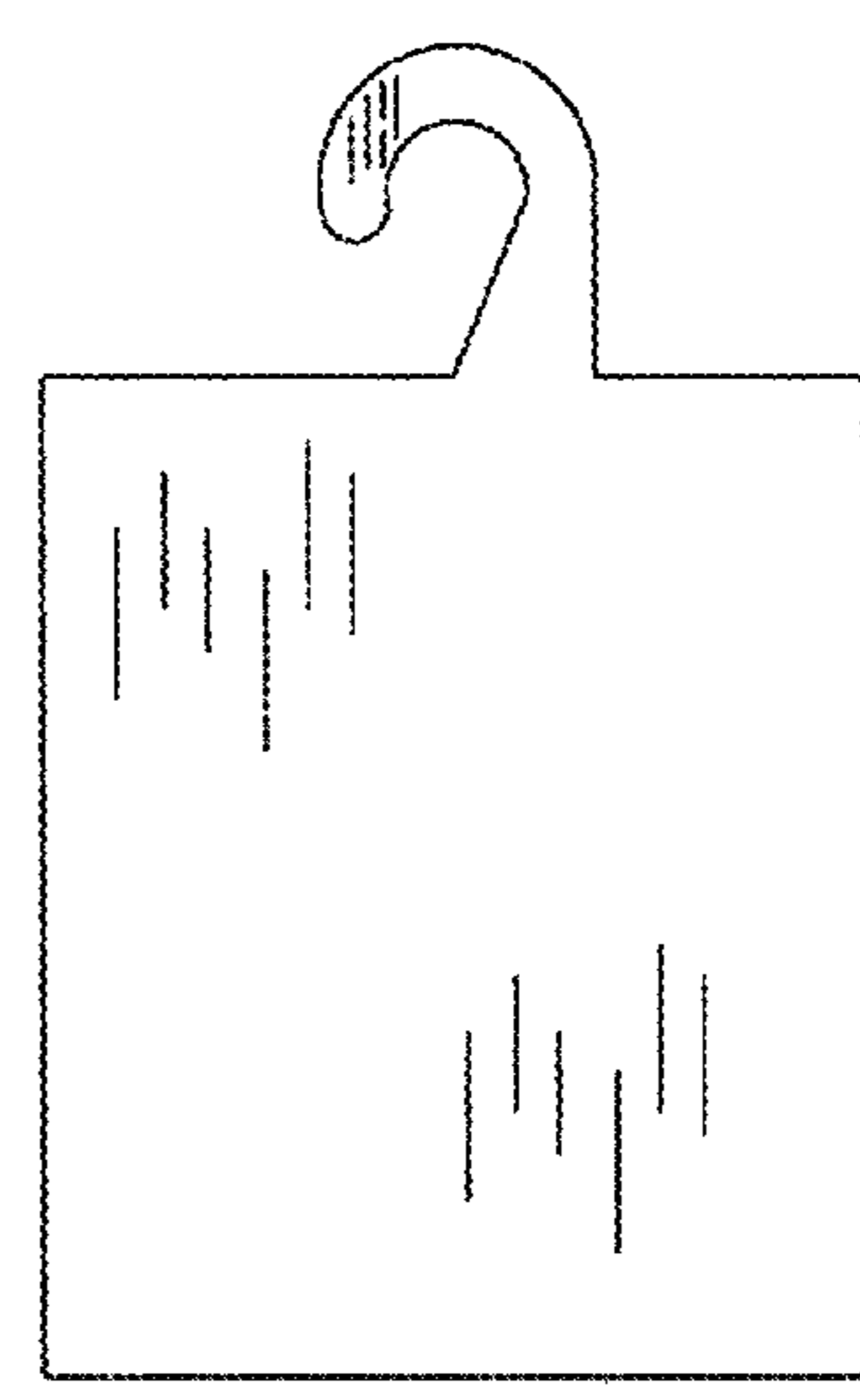
5,913,619 A * 6/1999 Lowe G09F 3/04
24/18
D427,640 S * 7/2000 Derentz D20/22
6,085,453 A * 7/2000 Volk G09F 3/04
24/30.5 S
D476,694 S * 7/2003 Snow D20/27
D477,368 S * 7/2003 Massey D20/27
D480,566 S * 10/2003 Neathery D6/328
6,708,435 B2 * 3/2004 Massey G09F 3/08
40/643
7,004,441 B1 * 2/2006 Rutland G09F 23/00
248/690
D534,361 S * 1/2007 Wolf D23/366
D549,312 S * 8/2007 Caserta D23/360
D556,266 S * 11/2007 Garden D20/43
(Continued)

Primary Examiner — Mary Ann Calabrese
Assistant Examiner — Sloan Rozin
(74) *Attorney, Agent, or Firm* — Ridout & Maybee LLP;
Mark A. Koch

(57) **CLAIM**
The ornamental design for a hanging sign, as shown and described.

DESCRIPTION
FIG. 1 is a front plan view of the first embodiment of the hanging sign.
FIG. 2 is a rear plan view of the first embodiment of the hanging sign.
FIG. 3 is a bottom end view of the first embodiment of the hanging sign.
FIG. 4 is a front plan view of the second embodiment of the hanging sign.
FIG. 5 is a rear plan view of the second embodiment of the hanging sign; and,
FIG. 6 is a bottom end view of the second embodiment of the hanging sign.
The portion shown in broken line depicts unclaimed subject matter that is not part of the claimed design.

1 Claim, 2 Drawing Sheets



(56)

References Cited

U.S. PATENT DOCUMENTS

D629,688	S	*	12/2010	Bolsinger	D9/434
D630,444	S	*	1/2011	Navarro	D6/315
D636,028	S	*	4/2011	Widener	D20/22
D647,709	S	*	11/2011	Anderson	D6/315
D763,964	S	*	8/2016	Ting	D20/40
D790,233	S	*	6/2017	Jefferson	D6/315
2011/0315569	A1	*	12/2011	Haag	G09F 3/08 206/38
2012/0317851	A1	*	12/2012	Cruse, III	G09F 21/04 40/593
2015/0269871	A1	*	9/2015	Azcuna, Jr.	G09F 3/02 40/331

* cited by examiner

Fig. 1

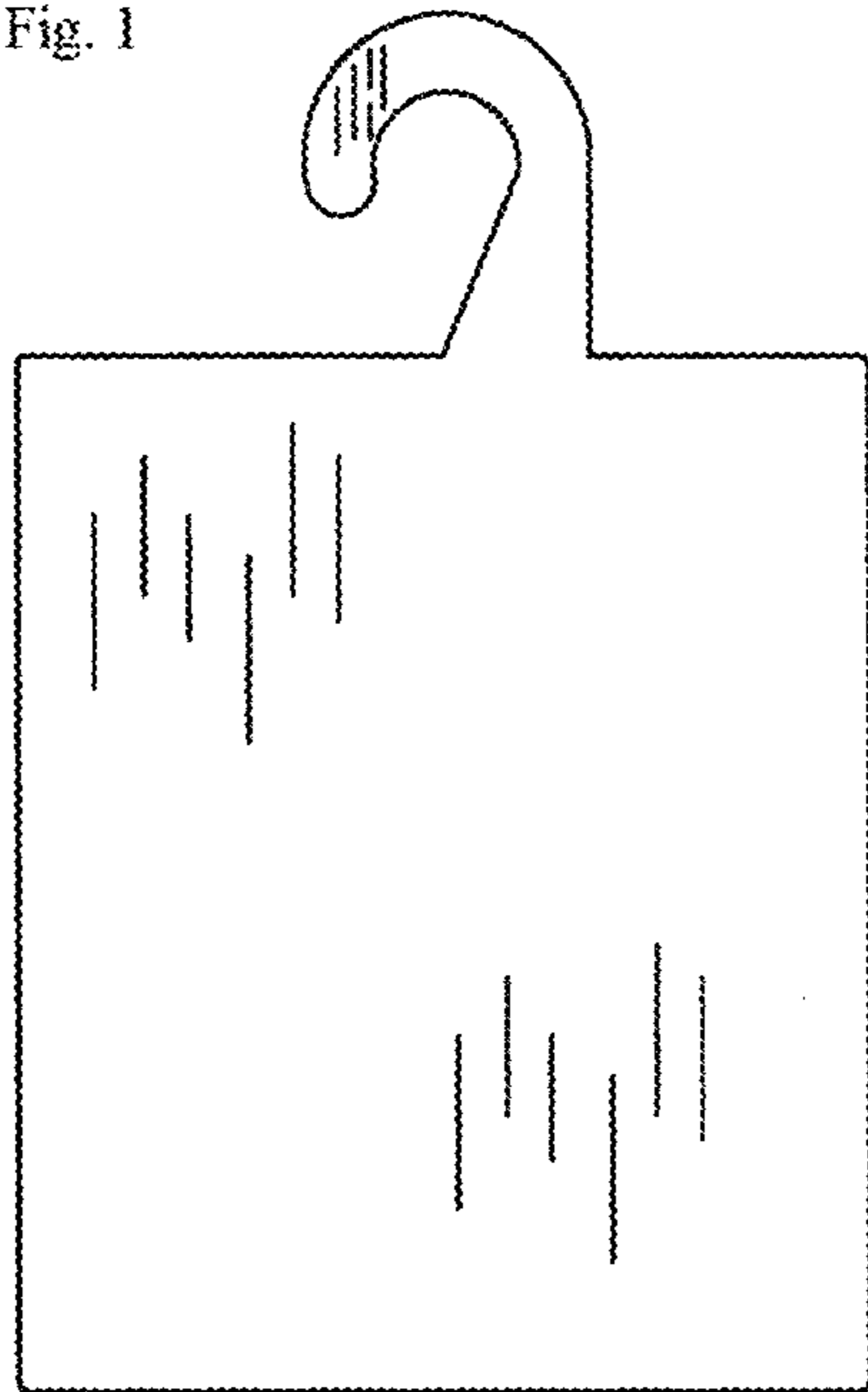


Fig. 2

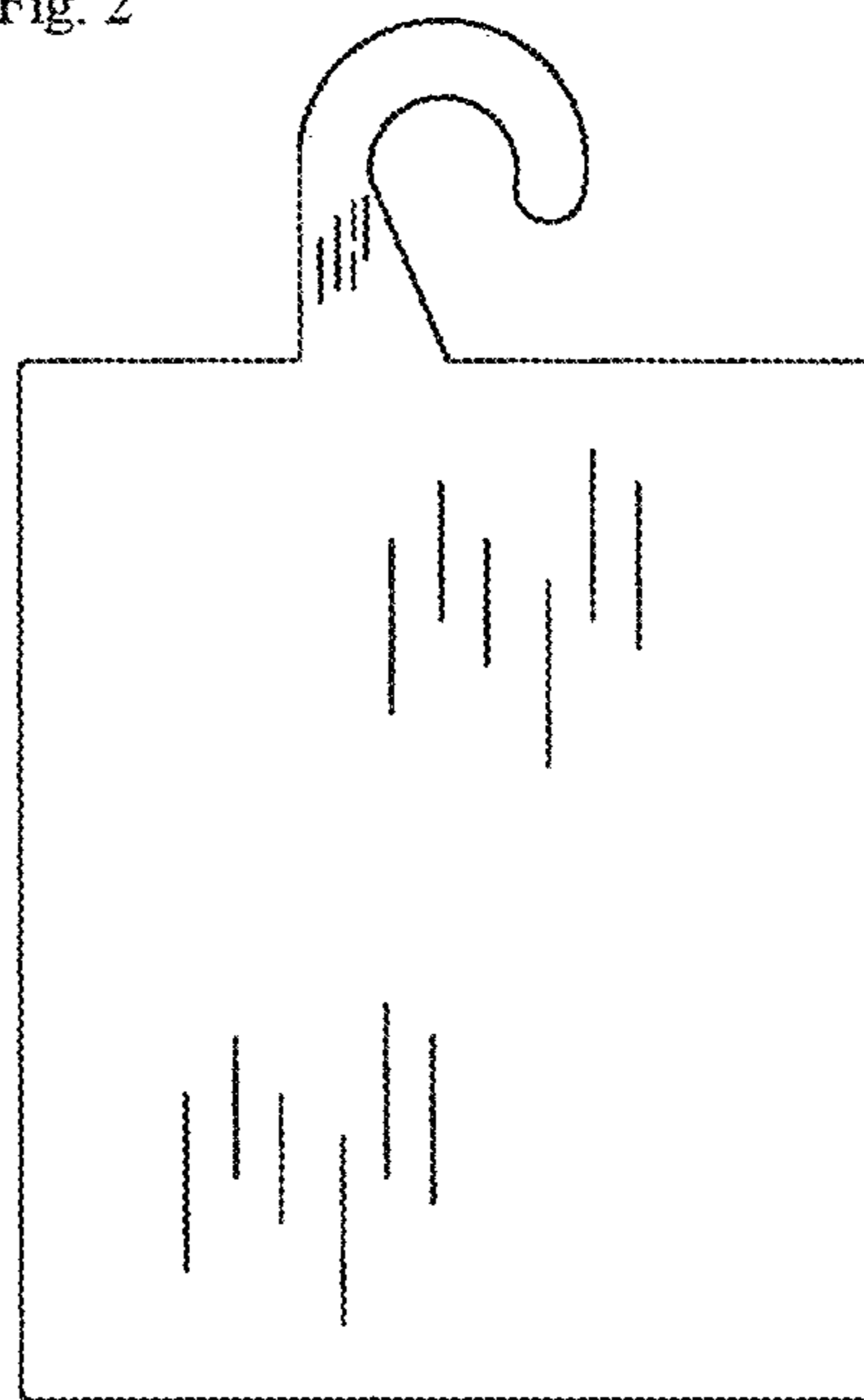


Fig. 3



Fig. 4

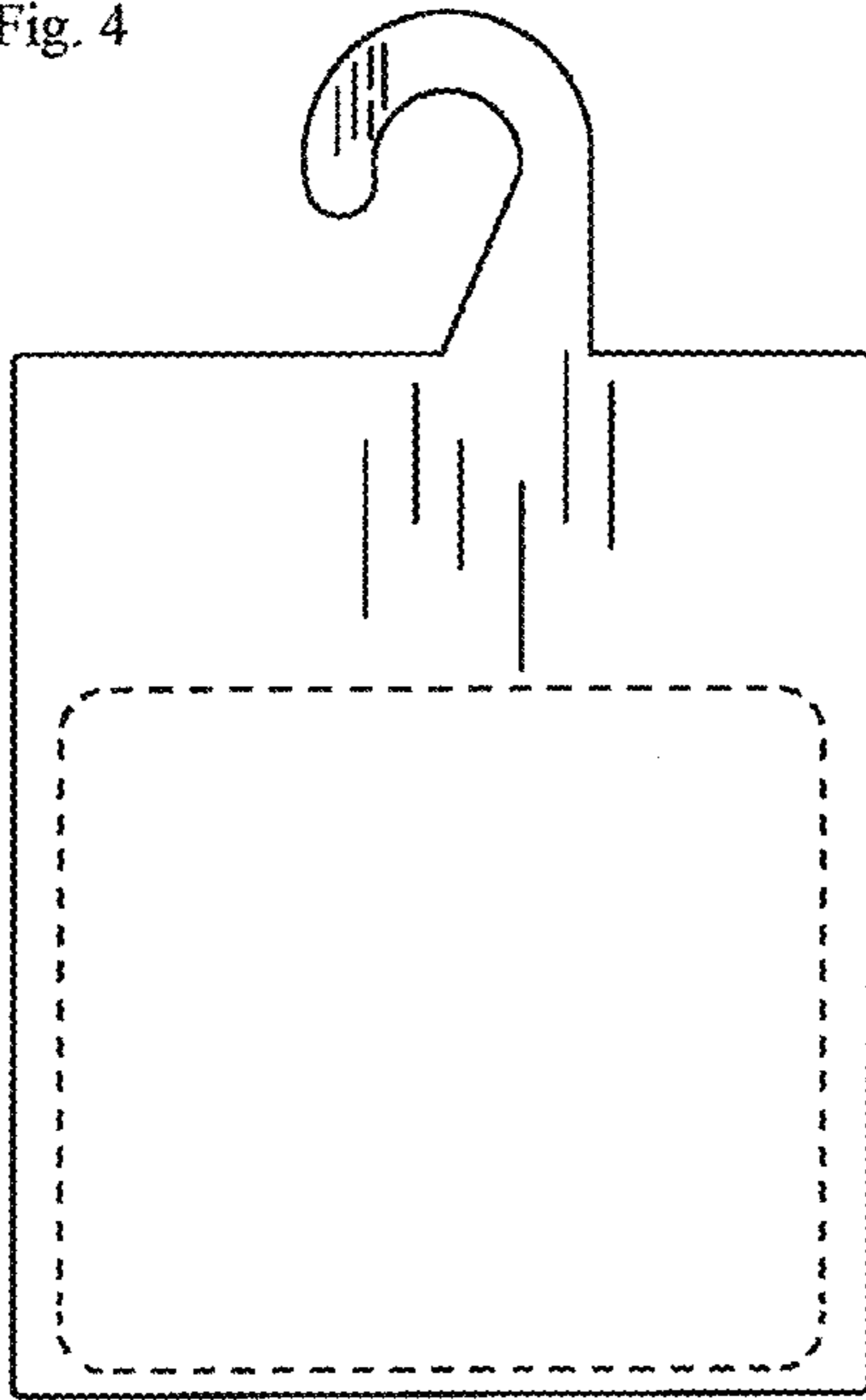


Fig. 5

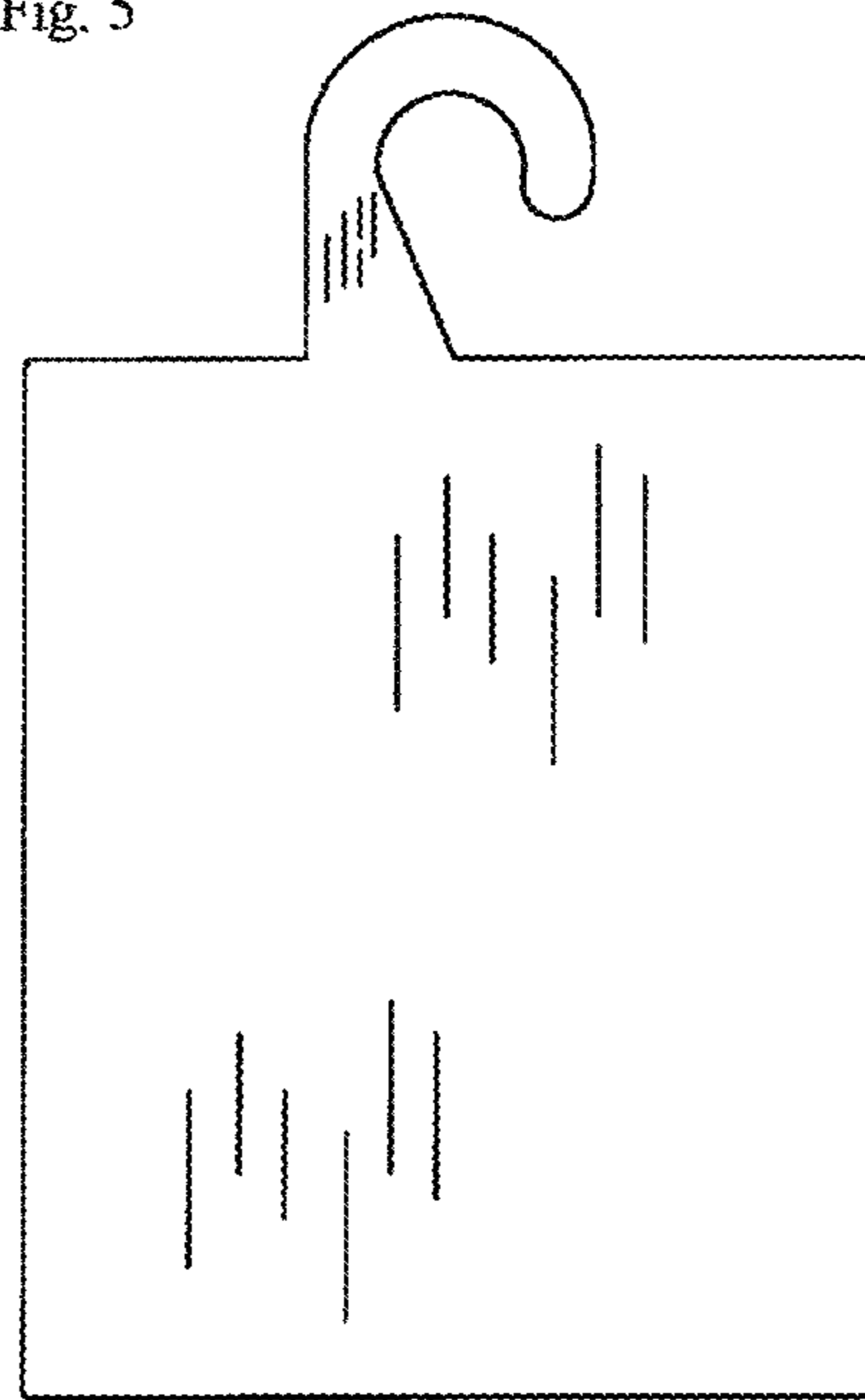


Fig. 6

