



US00D812139S

(12) **United States Design Patent**
Feng

(10) **Patent No.:** **US D812,139 S**
(45) **Date of Patent:** **** Mar. 6, 2018**

- (54) **PEN**
- (71) Applicant: **Shin Feng**, Rowland Heights, CA (US)
- (72) Inventor: **Shin Feng**, Rowland Heights, CA (US)
- (73) Assignee: **Shin Feng**, Rowland Heights
- (**) Term: **15 Years**
- (21) Appl. No.: **29/571,317**
- (22) Filed: **Jul. 18, 2016**
- (51) **LOC (11) Cl.** **19-06**
- (52) **U.S. Cl.**
USPC **D19/192**
- (58) **Field of Classification Search**
USPC D14/411, 431; D19/115–204
CPC . B43K 7/00; B43K 7/005; B43K 7/12; B43K
8/04; B43K 8/06; B43K 19/00; B43K
19/02; B43K 19/14; B43K 21/006; B43K
23/06; B43K 24/08

See application file for complete search history.

- D301,202 S * 5/1989 Canet D19/118
 - 4,983,062 A * 1/1991 Hour A63F 9/001
273/153 S
 - 5,044,804 A * 9/1991 Chuang B43K 5/005
401/34
 - 5,074,561 A * 12/1991 Johnson A63F 9/001
273/153 S
 - 5,207,524 A * 5/1993 Arnold, III B43K 5/14
285/4
 - 5,281,039 A * 1/1994 Hsiung A63F 7/042
273/113
 - D355,442 S * 2/1995 Chuang D19/165
 - 5,584,195 A * 12/1996 Liu A44C 5/0007
401/131
 - 5,984,550 A * 11/1999 Chuang B43K 23/10
401/202
 - 6,149,330 A * 11/2000 Chuang B43K 7/005
401/34
 - 6,161,976 A * 12/2000 Liu B43K 21/003
401/57
 - D475,085 S * 5/2003 Whitehorn D19/118
 - 6,688,792 B1 * 2/2004 Reichmann B43K 27/08
401/18
 - D502,215 S * 2/2005 Hung D19/118
- (Continued)

Primary Examiner — Elizabeth Albert

(56) **References Cited**
U.S. PATENT DOCUMENTS

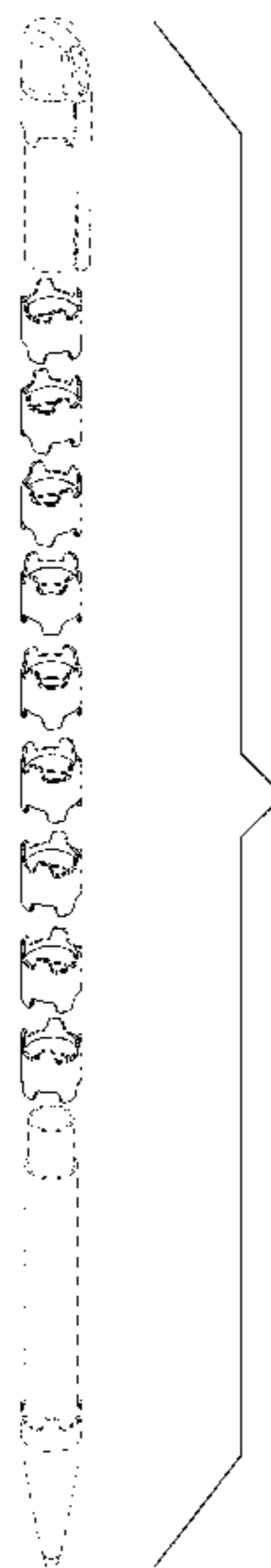
- 940,797 A * 11/1909 Fraser B43K 19/02
15/184
- 1,080,633 A * 12/1913 Husch A46B 15/00
15/159.1
- 1,278,147 A * 9/1918 Hess A45D 40/00
401/49
- 2,458,063 A * 1/1949 Dulberg A45D 34/06
132/314
- 2,493,892 A * 1/1950 McPhee B43K 21/003
401/57
- 3,338,215 A * 8/1967 Fu Chin B43K 21/003
401/82
- 3,898,009 A * 8/1975 Christensen B43K 21/003
401/57

(57) **CLAIM**
The ornamental design for a pen, as shown and described.

DESCRIPTION

FIG. 1 is a front view of a pen showing my new design;
FIG. 2 is a left side view thereof;
FIG. 3 is a right side view thereof;
FIG. 4 is a rear view thereof;
FIG. 5 is a top view thereof;
FIG. 6 is a bottom view thereof; and,
FIG. 7 is an exploded perspective view thereof.
The broken lines illustrate portions of the pen that form no part of the claimed design.

1 Claim, 3 Drawing Sheets



(56)

References Cited

U.S. PATENT DOCUMENTS

D502,506 S * 3/2005 Reichmann B43K 27/08
D19/118
6,966,717 B1 * 11/2005 Kuo B43K 5/005
401/195
7,275,744 B1 * 10/2007 Kuo A63F 9/001
273/153 S
D591,145 S * 4/2009 Kosunen D8/396
7,774,963 B2 * 8/2010 Puglisi G09F 23/00
40/334
D737,375 S * 8/2015 Tam D19/118
D752,685 S * 3/2016 Gardner D19/118
D790,311 S * 6/2017 Tseng D8/86

* cited by examiner

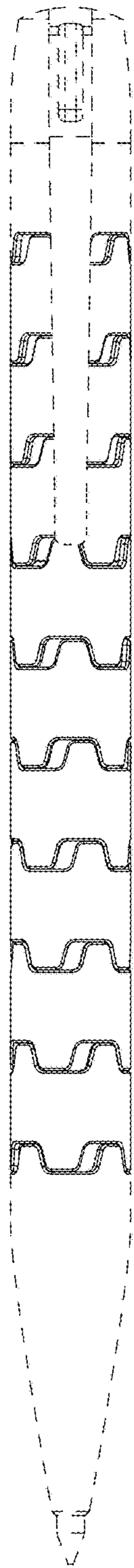


FIG 1

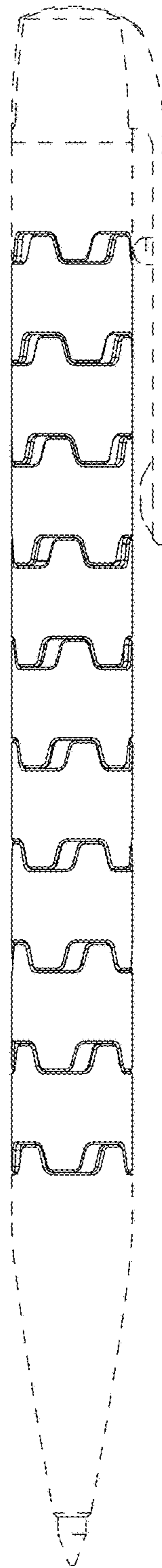


FIG 2

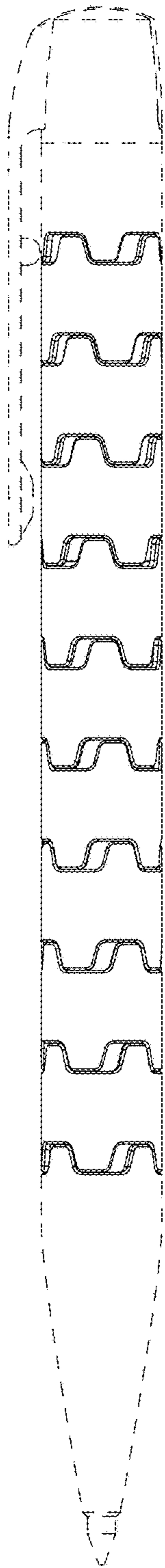


FIG 3

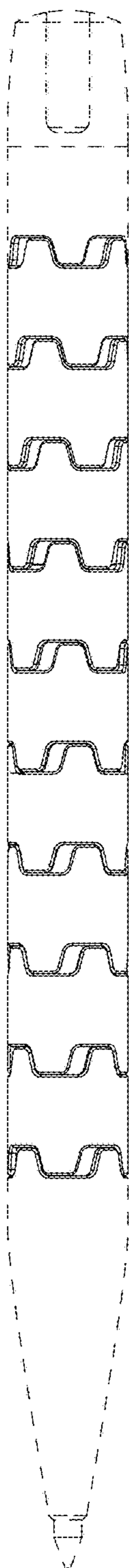


FIG 4

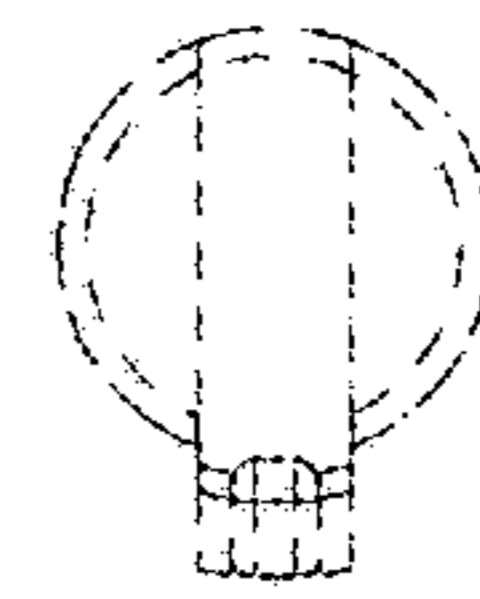


FIG 5

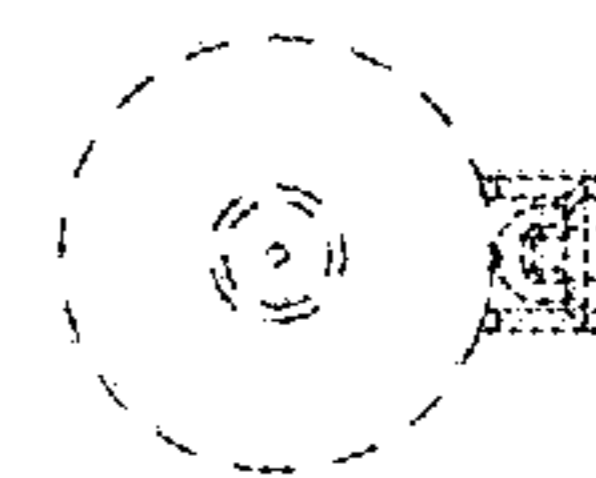


FIG 6

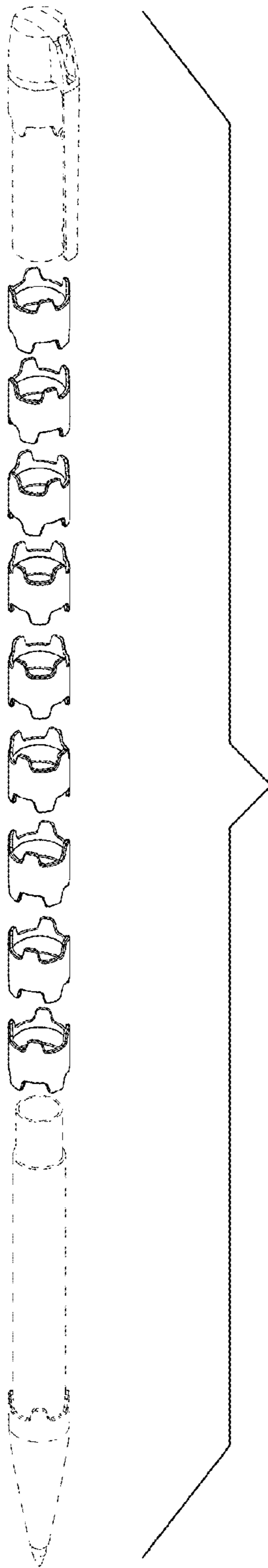


FIG 7