



US00D812082S

(12) **United States Design Patent**  
**Felt**

(10) **Patent No.:** **US D812,082 S**

(45) **Date of Patent:** **\*\* Mar. 6, 2018**

(54) **DISPLAY SCREEN WITH ANIMATED GRAPHICAL USER INTERFACE**

(71) Applicant: **Verizon Patent and Licensing Inc.**,  
Arlington, VA (US)

(72) Inventor: **Michelle Felt**, Randolph, NJ (US)

(73) Assignee: **Verizon Patent and Licensing Inc.**,  
Basking Ridge, NJ (US)

(\*\*) Term: **15 Years**

(21) Appl. No.: **29/573,248**

(22) Filed: **Aug. 3, 2016**

(51) **LOC (11) Cl.** ..... **14-04**

(52) **U.S. Cl.**  
USPC ..... **D14/486**

(58) **Field of Classification Search**  
USPC .... D14/485-495; 345/1.1, 1.2, 2.1-2.3, 3.1,  
345/902; 715/763, 810, 836, 837, 846,  
715/847, 977

CPC .... G06F 3/048; G06F 3/0481; G06F 3/04812;  
G06F 3/04817; G06F 3/0482; G06F  
3/0483; G06F 3/0484; G06F 3/04847;  
G06F 3/0485; G06F 3/04855; G06F  
3/04886; G06Q 30/00; H03J 1/00; H03J  
1/0008; H03J 1/0016; H03J 1/0025;  
H04N 5/00; H04N 5/08; H04N 5/14;  
H04N 5/222; H04N 5/225; H04N 5/232;  
H04N 5/445; H04N 5/44543; H04N 5/45;  
H04N 2005/44517; H04N 2005/44521;  
H04N 2005/44526; H04N 2005/4453;  
H04N 2005/44534; H04N 2005/44539;  
H04N 2005/44547; H04N 2005/44556;  
H04N 2005/4456; H04N 2005/44565;  
H04N 2005/44569; H04N 2005/44573;  
H04N 21/00; H04N 21/234; H04N  
21/431; H04N 21/4312; H04N 21/4314;  
H04N 21/4316

See application file for complete search history.

(56) **References Cited**

U.S. PATENT DOCUMENTS

D724,611 S *	3/2015	Yoon .....	D14/486
D732,052 S *	6/2015	Kim .....	D14/485
D757,789 S *	5/2016	Bai .....	D14/488
D760,294 S *	6/2016	Russell .....	D14/493
D761,829 S *	7/2016	Zafirovski .....	D14/486
D762,664 S *	8/2016	Lee .....	D14/485
D768,642 S *	10/2016	Li .....	D14/485
D777,180 S *	1/2017	Kim .....	D14/485
D788,810 S *	6/2017	Kim .....	D14/487

(Continued)

*Primary Examiner* — Cathron C Brooks

*Assistant Examiner* — Christian P. McLean

(57) **CLAIM**

The ornamental design for a display screen with animated graphical user interface, as shown and described.

**DESCRIPTION**

FIG. 1 is a front view of a display screen with animated graphical user interface showing a first image of my new design;

FIG. 2 is a front view of a second image thereof;

FIG. 3 is a front view of a third image thereof;

FIG. 4 is a front view of a fourth image thereof;

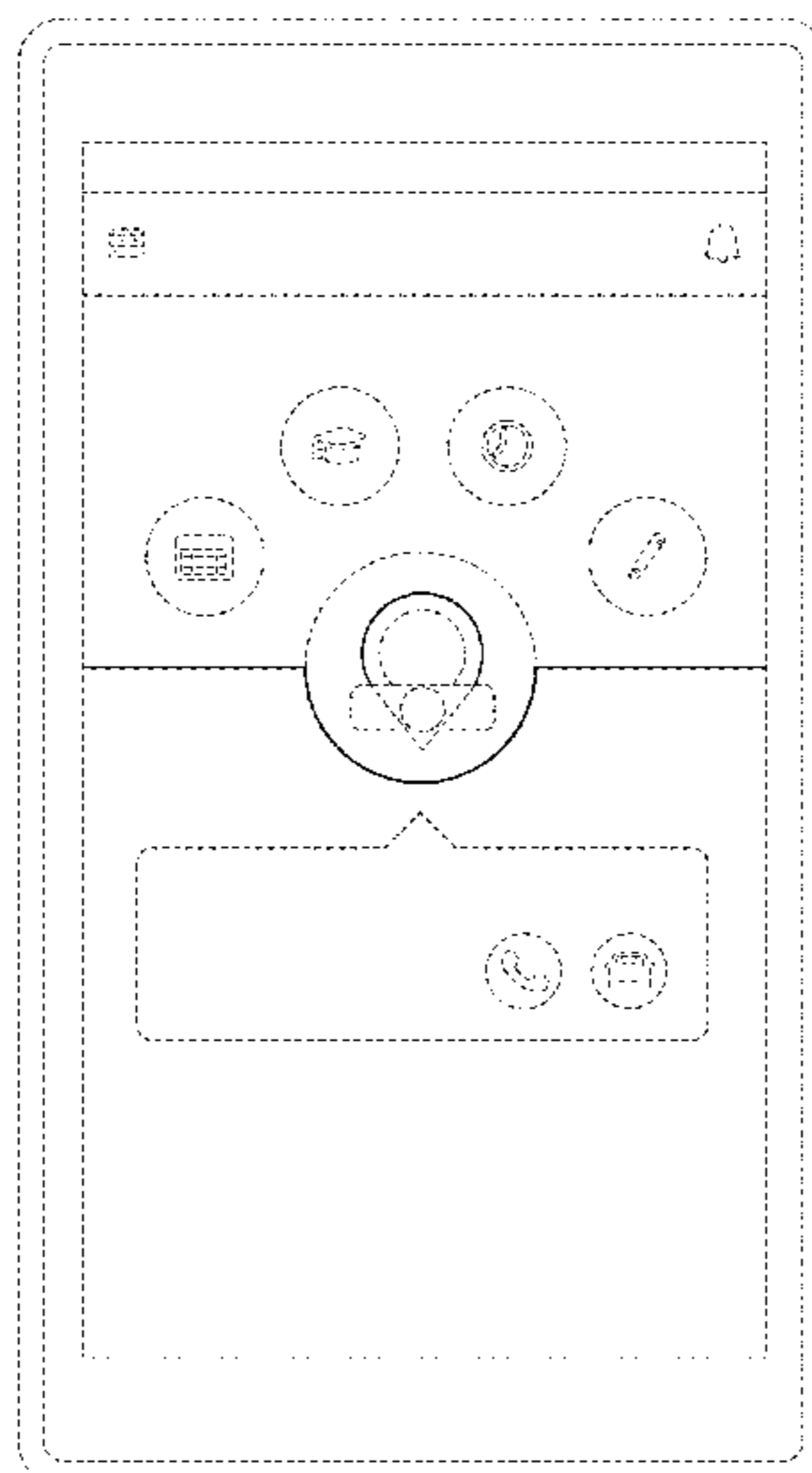

FIG. 5 is a front view of a fifth image thereof;

FIG. 6 is a front view of a sixth image thereof; and,

FIG. 7 is a front view of a seventh image thereof.

The appearance of the image transitions sequentially between the images shown in FIGS. 1-7. The process or period in which an image transitions to another forms no part of the claimed design. The outermost broken lines illustrate an electronic device, which is the environment of the design, and forms no part of the claimed design. The remaining broken lines, including the display screen and portions of the graphical user interface, form no part of the claimed design.

**1 Claim, 7 Drawing Sheets**



(56)

**References Cited**

U.S. PATENT DOCUMENTS

D794,670 S *	8/2017	Lee .....	D14/486
D797,785 S *	9/2017	Dixit .....	D14/487
D797,794 S *	9/2017	Park .....	D14/489
D797,795 S *	9/2017	Park .....	D14/489

\* cited by examiner




FIG. 1




FIG. 2

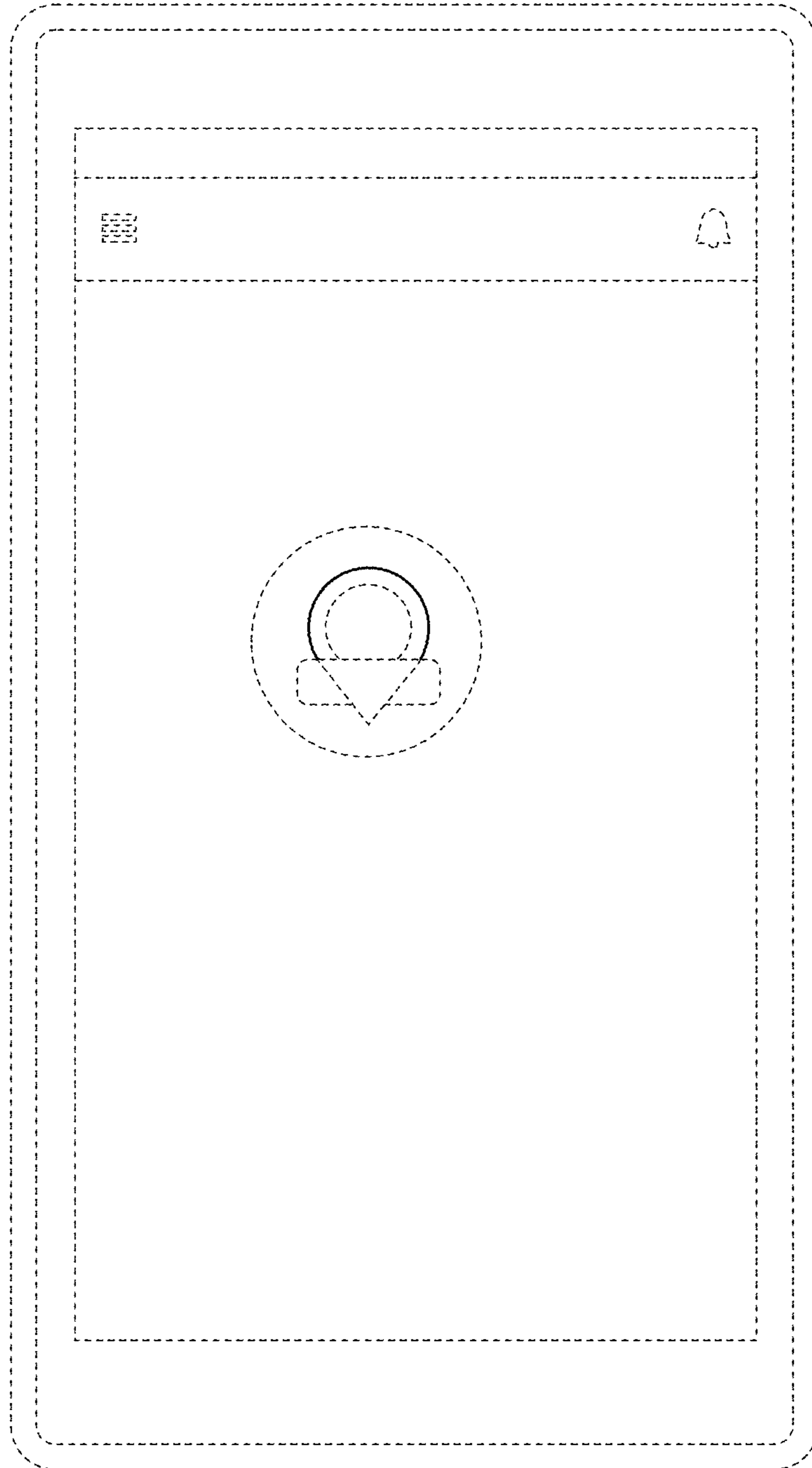


FIG. 3

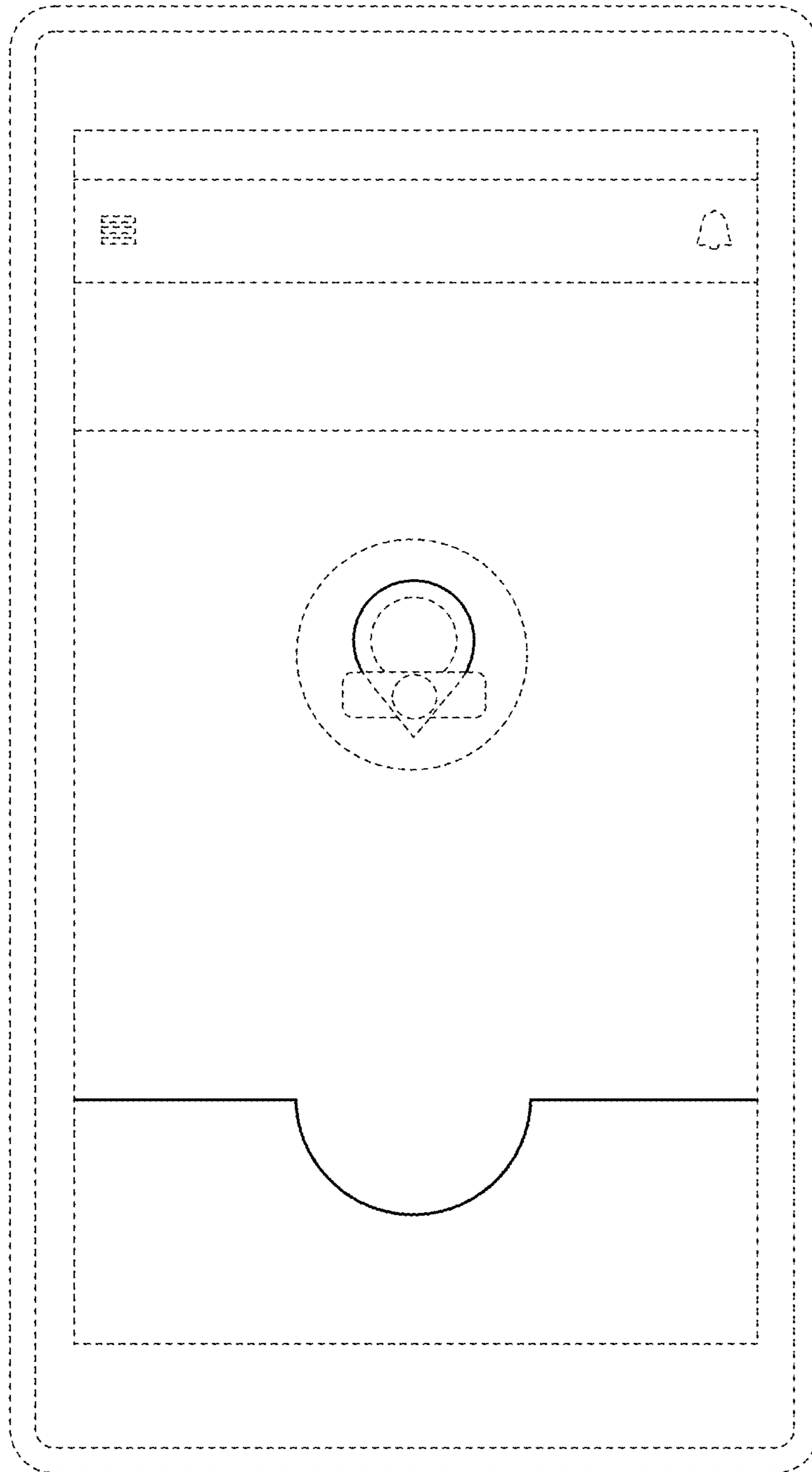


FIG. 4

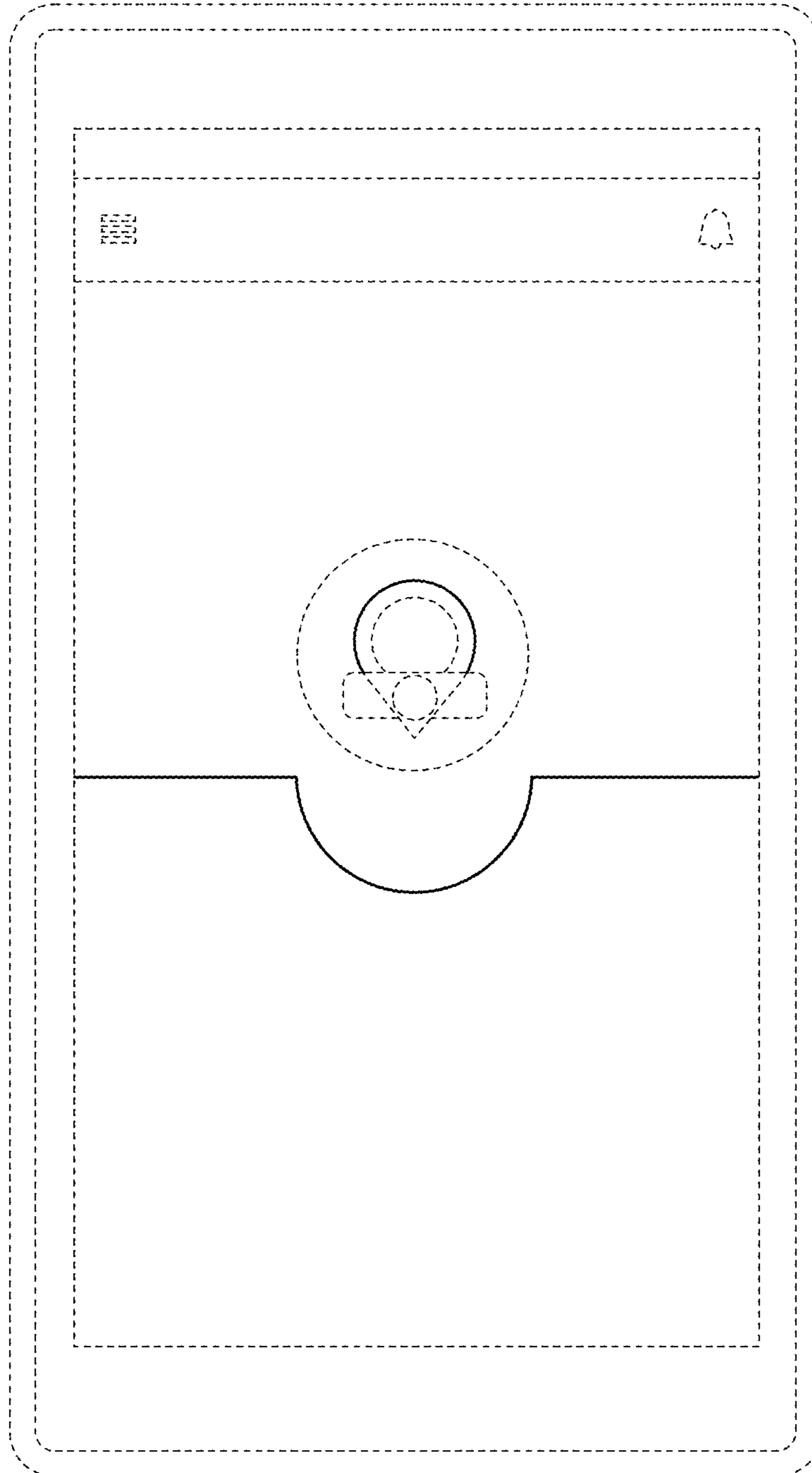


FIG. 5

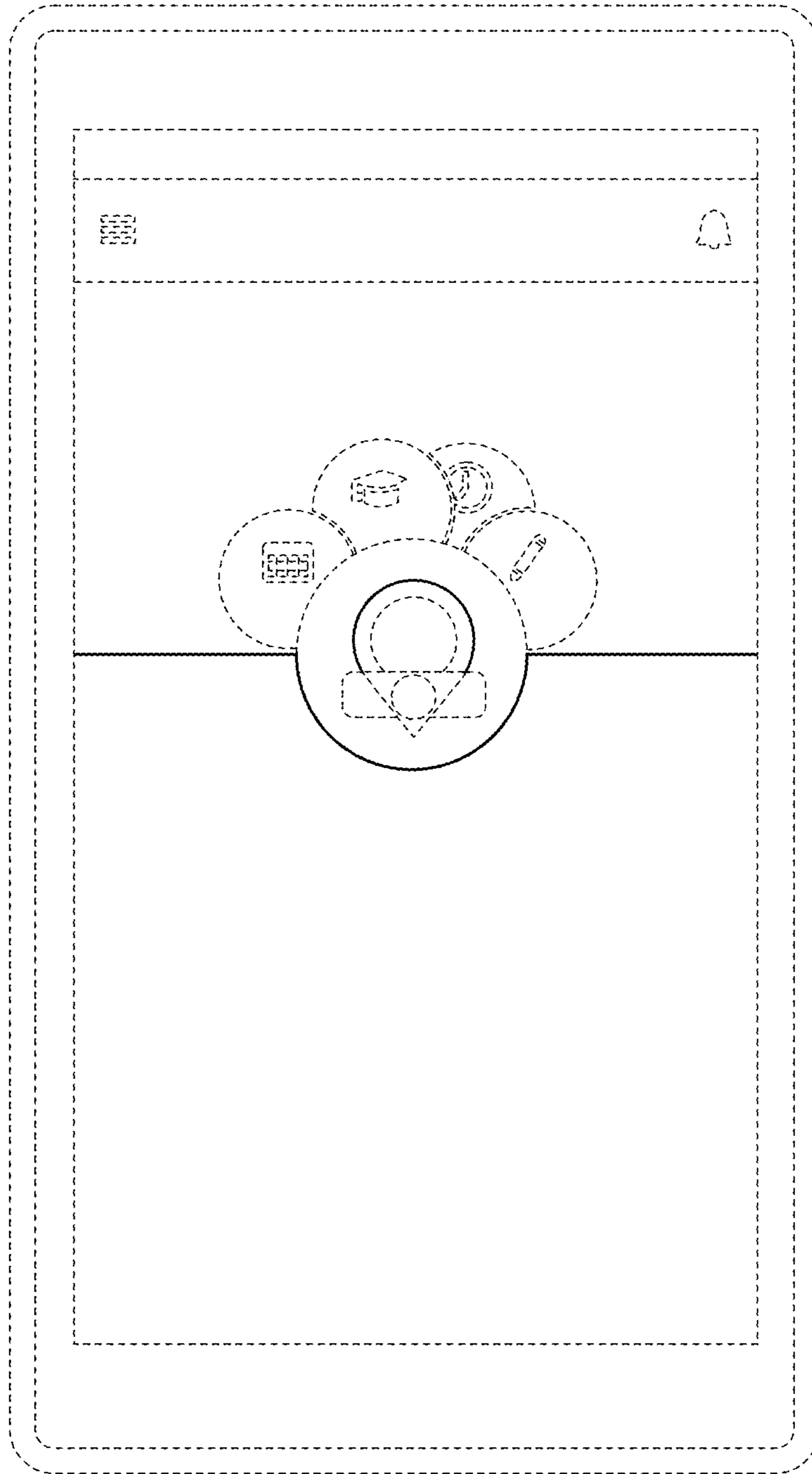


FIG. 6



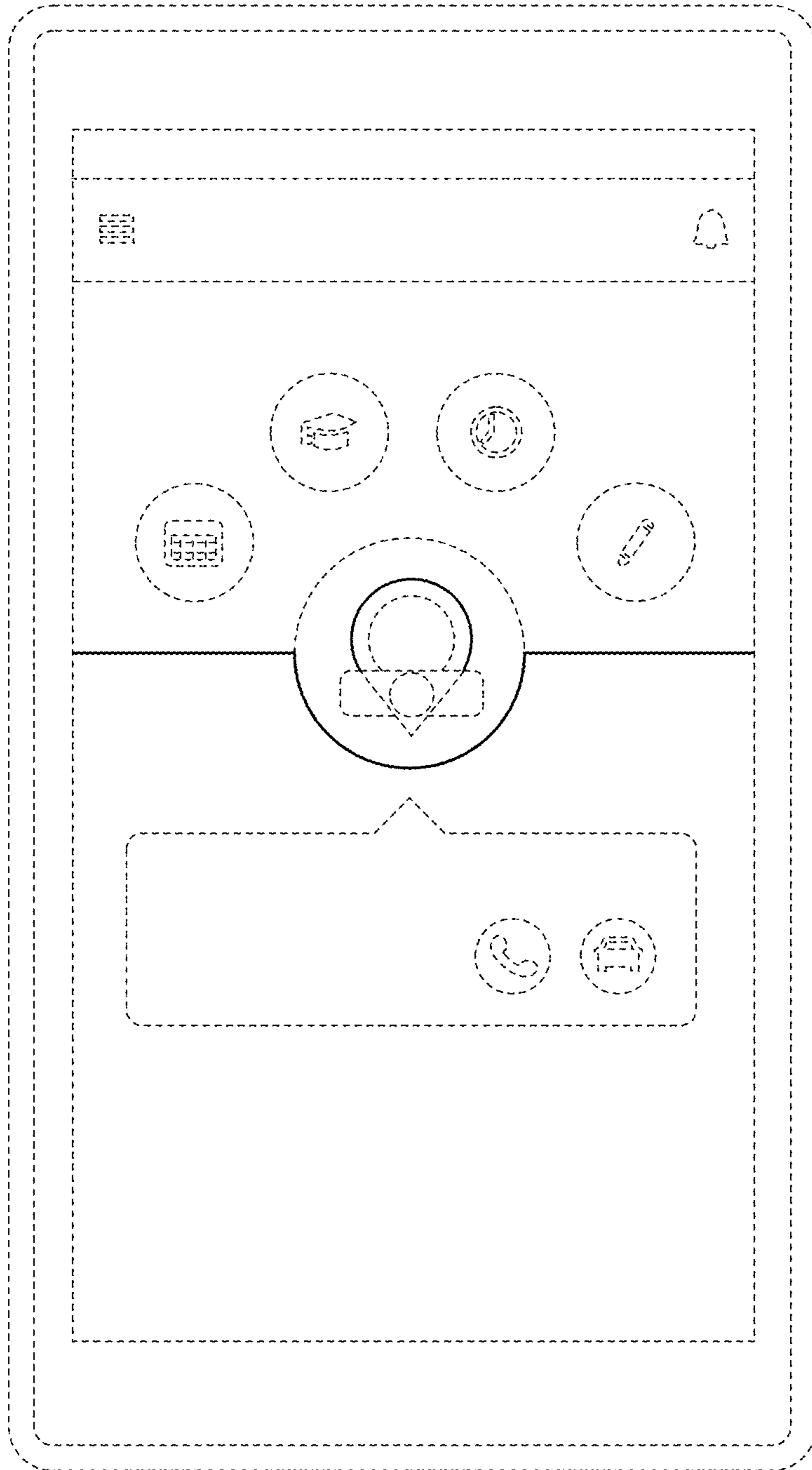


FIG. 7