



US00D812065S

(12) **United States Design Patent**
Shim

(10) **Patent No.:** **US D812,065 S**

(45) **Date of Patent:** **** Mar. 6, 2018**

(54) **EXTERNAL STORAGE DEVICE CASE**

(71) Applicant: **SAMSUNG ELECTRONICS CO., LTD.**, Suwon-si (KR)

(72) Inventor: **Hyung Sup Shim**, Seoul (KR)

(73) Assignee: **SAMSUNG ELECTRONICS CO., LTD.**, Suwon-si (KR)

(**) Term: **15 Years**

(21) Appl. No.: **29/601,395**

(22) Filed: **Apr. 21, 2017**

(30) **Foreign Application Priority Data**

Nov. 1, 2016 (KR) 30-2016-0052460

(51) **LOC (11) Cl.** **14-02**

(52) **U.S. Cl.**
USPC **D14/440**

(58) **Field of Classification Search**
USPC D14/440, 250, 447, 426, 330; 206/45.23,
206/320, 45.2; 361/679.55; 294/25
CPC G06F 1/1628; G06F 1/1626; G06F 1/669;
A47B 23/044; H04B 1/3888
See application file for complete search history.

(56) **References Cited**

U.S. PATENT DOCUMENTS

D676,448 S * 2/2013 Gorman D14/440
D764,476 S * 8/2016 Gleason, III D14/440

D766,247 S * 9/2016 Burmester D14/440
D772,882 S * 11/2016 Paschke D14/440
D798,302 S * 9/2017 Burmester D14/440
D800,732 S * 10/2017 Dang D14/440
D801,342 S * 10/2017 Tur D14/440

* cited by examiner

Primary Examiner — Cynthia Underwood

(74) *Attorney, Agent, or Firm* — Sughrue Mion, PLLC

(57) **CLAIM**

The ornamental design for an external storage device case, as shown and described.

DESCRIPTION

FIG. 1 is a perspective view illustrating the whole shape of this design.

FIG. 2 is a front view of this design.

FIG. 3 is a rear view of this design.

FIG. 4 is a left side view of this design.

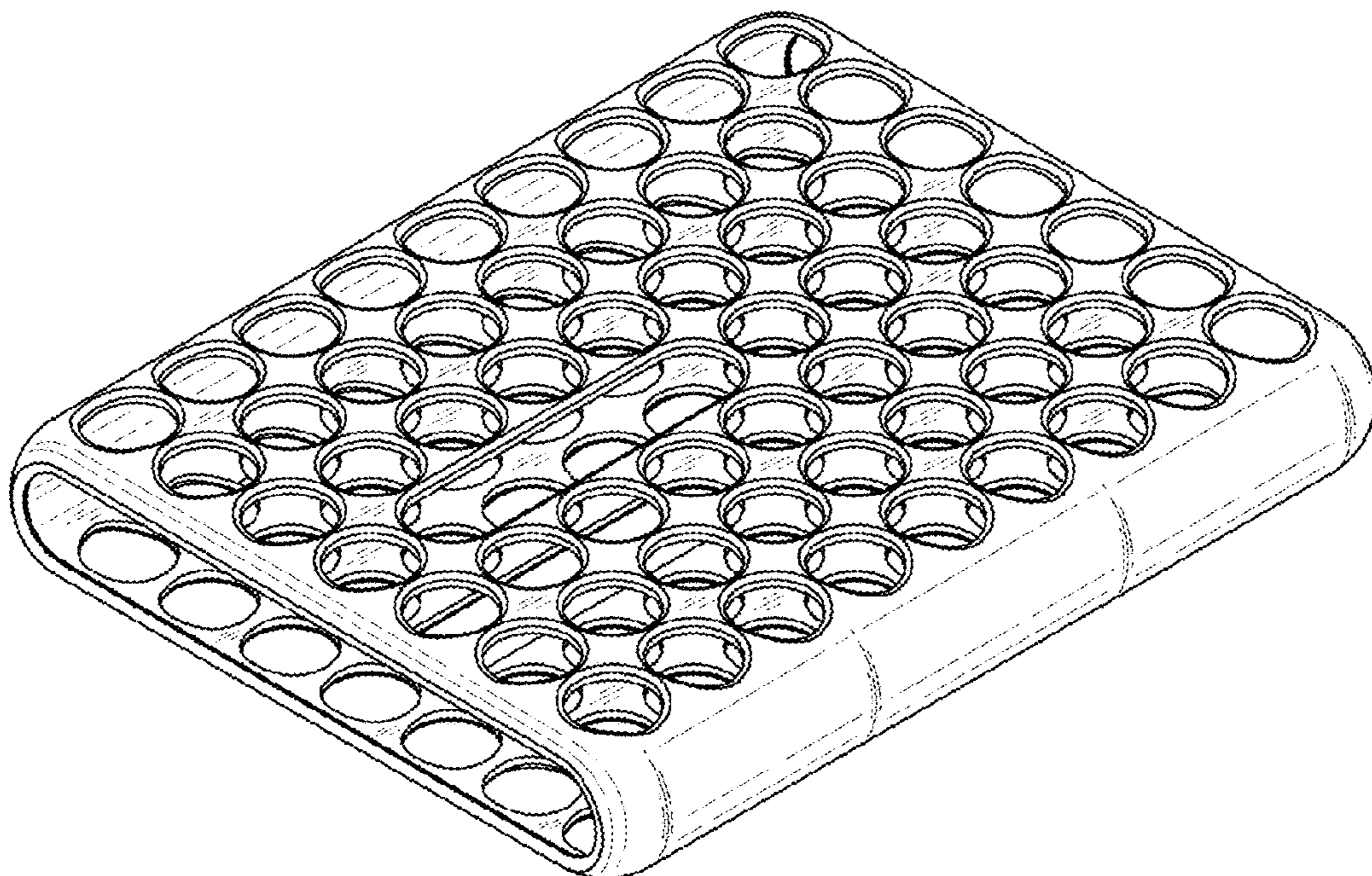
FIG. 5 is a right side view of this design.

FIG. 6 is a top plan view of this design; and,

FIG. 7 is a bottom plan view of this design.

The broken lines are for illustrative purposes only and form no part of the claimed design.

1 Claim, 5 Drawing Sheets



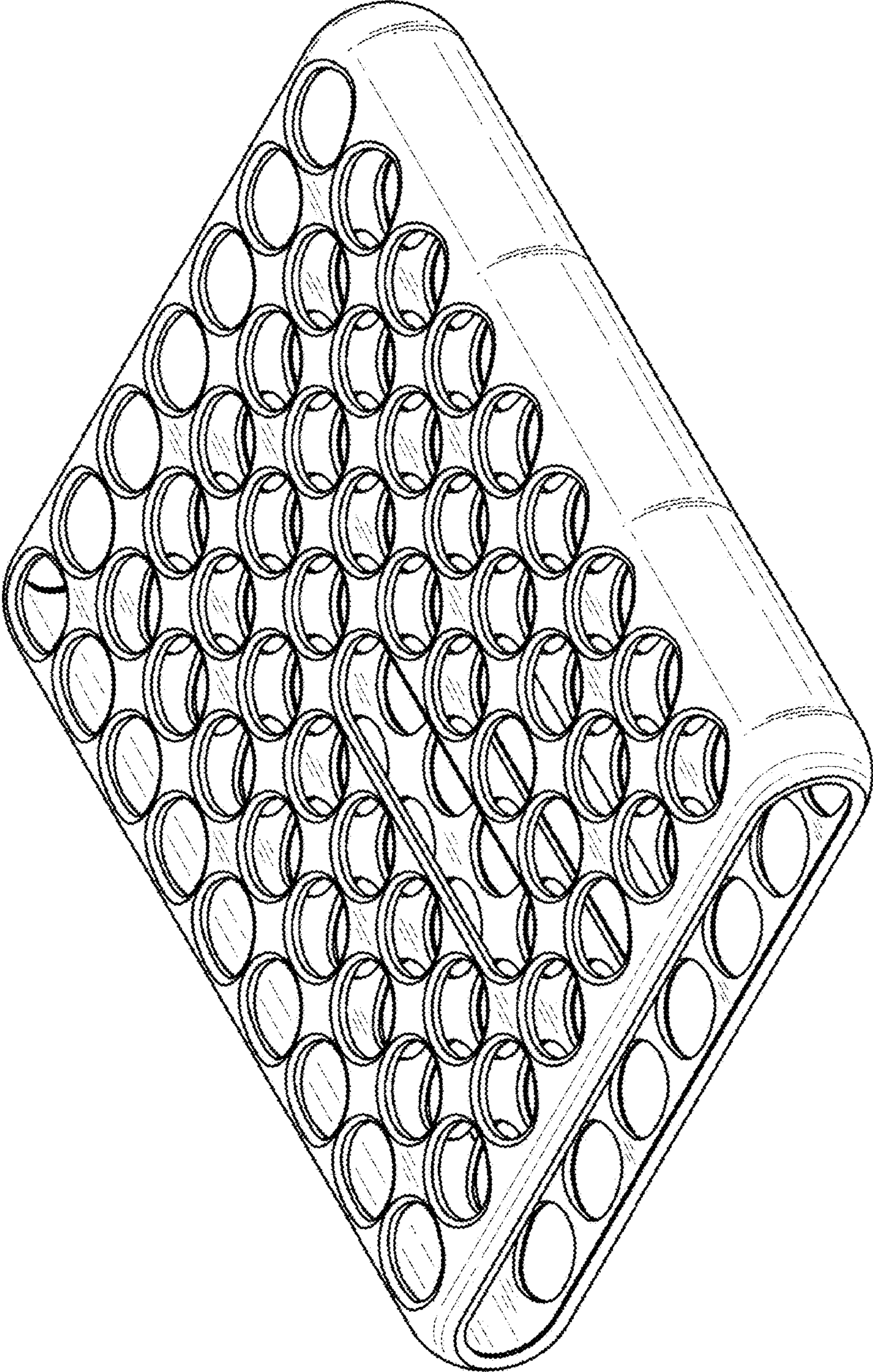


FIG. 1




FIG. 2



FIG. 3

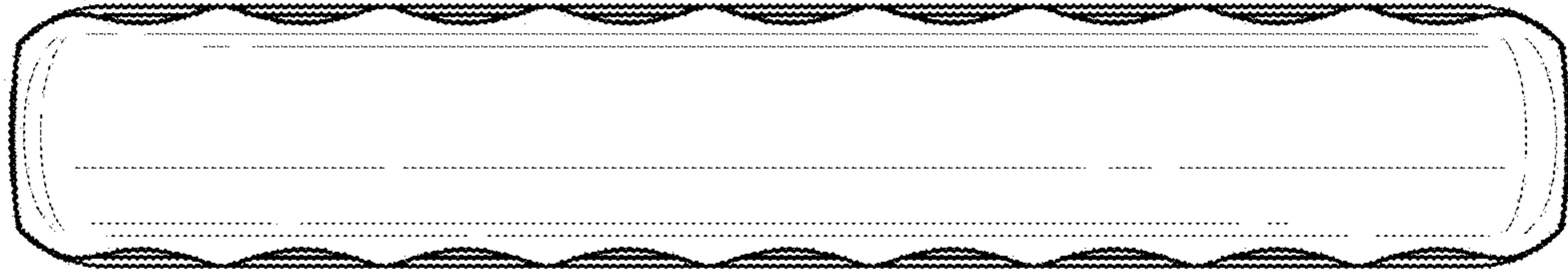


FIG. 4

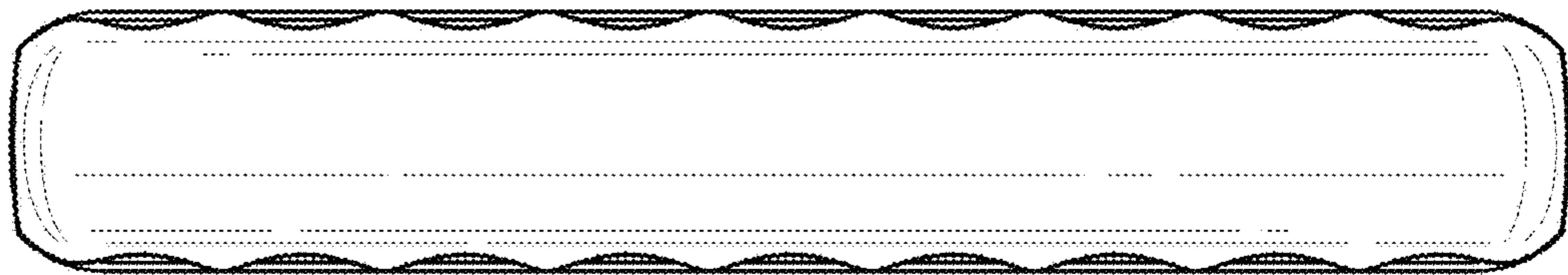


FIG. 5




FIG. 6




FIG. 7