



US00D812046S

(12) **United States Design Patent** (10) **Patent No.:** **US D812,046 S**
Miller (45) **Date of Patent:** **** Mar. 6, 2018**

(54) **TELEVISION COVER**
(71) Applicant: **Derek Delaney Miller**, Miami Beach, FL (US)
(72) Inventor: **Derek Delaney Miller**, Miami Beach, FL (US)
(**) Term: **15 Years**
(21) Appl. No.: **29/575,194**
(22) Filed: **Aug. 23, 2016**
(51) **LOC (11) Cl.** **14-03**
(52) **U.S. Cl.**
USPC **D14/239**
(58) **Field of Classification Search**
USPC D6/300-314, 432, 444; 40/700; D19/52;
D14/125-129, 239, 371-376, 432, 448,
D14/449, 450, 496, 250; 348/818, 823,
348/836; 359/609, 738; 361/220, 681
CPC H04N 1/00
See application file for complete search history.

D532,413 S * 11/2006 Goldstein D14/239
8,018,547 B2 * 9/2011 Stoops G02F 1/133308
349/58
D664,129 S * 7/2012 Mora D14/239
D741,302 S * 10/2015 Stoops D14/239

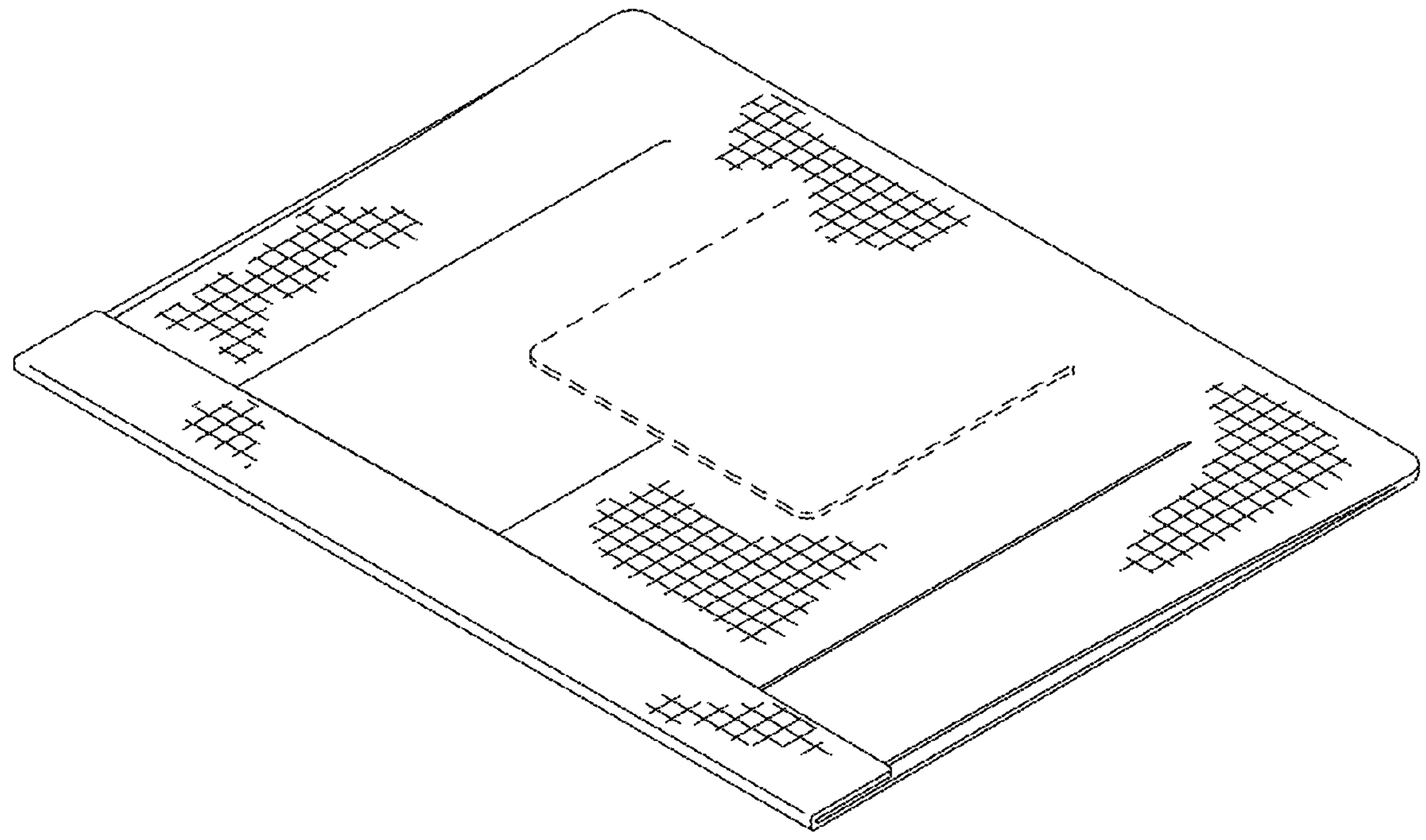
* cited by examiner
Primary Examiner — Randall H Gholson
(74) *Attorney, Agent, or Firm* — Dunlap Bennett & Ludwig PLLC

(56) **References Cited**
U.S. PATENT DOCUMENTS
4,755,901 A * 7/1988 Fehrenbach G11B 23/0332
206/313
D431,571 S * 10/2000 Morgan D14/449

(57) **CLAIM**
The ornamental design for a television cover, as shown and described.

DESCRIPTION
FIG. 1 is a rear perspective view of a television cover, showing my new design in a folded condition;
FIG. 2 is a front elevation view of FIG. 1;
FIG. 3 is a rear elevation view of FIG. 1;
FIG. 4 is a right side elevation view of FIG. 1, the left side elevation view being a mirror image thereof;
FIG. 5 is a top plan view of FIG. 1; and,
FIG. 6 is a bottom plan view of FIG. 1.
The broken lines shown in the drawings depict portions of the television cover that form no part of the claimed design.

1 Claim, 3 Drawing Sheets



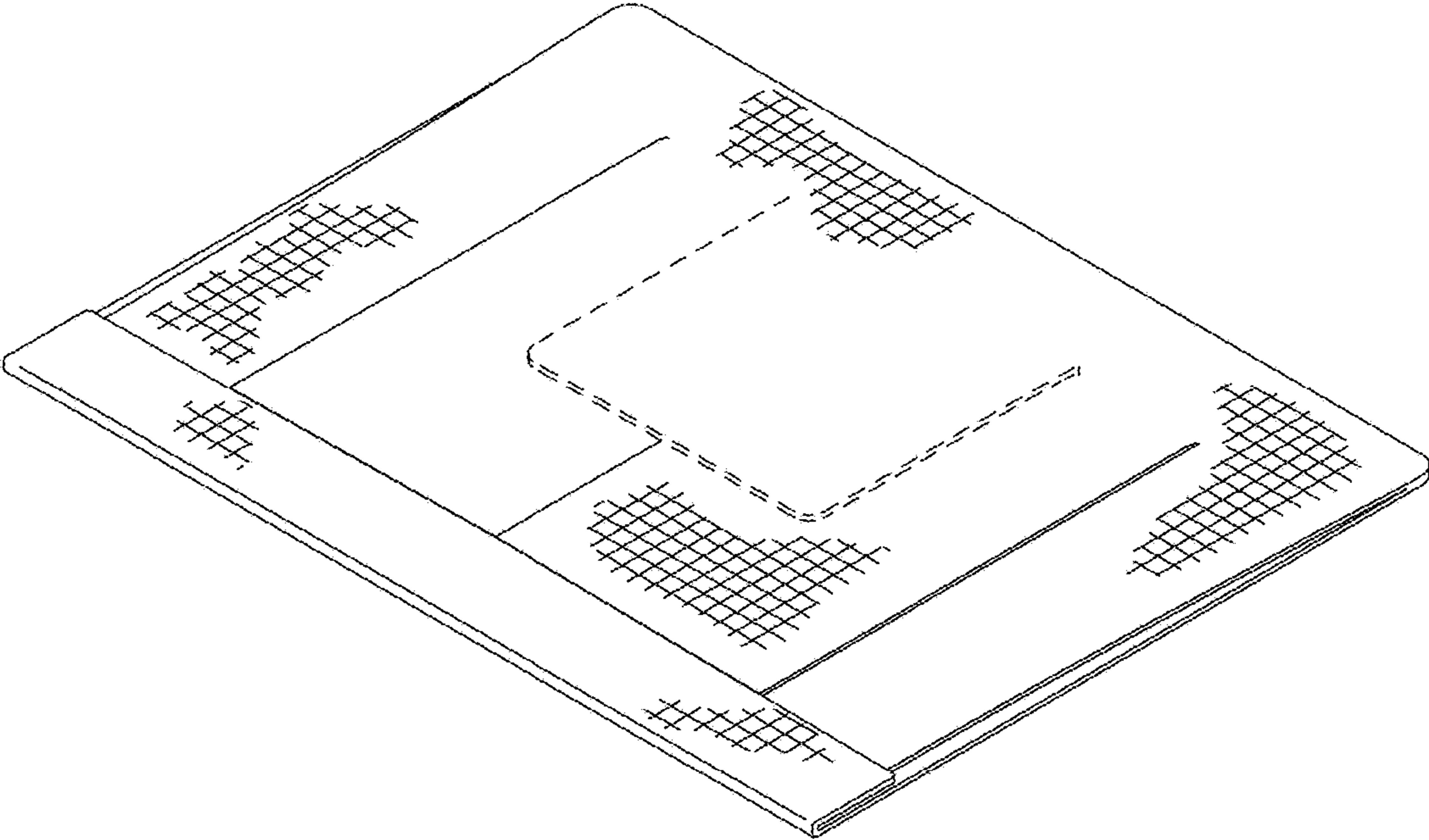


FIG.1

FIG.2

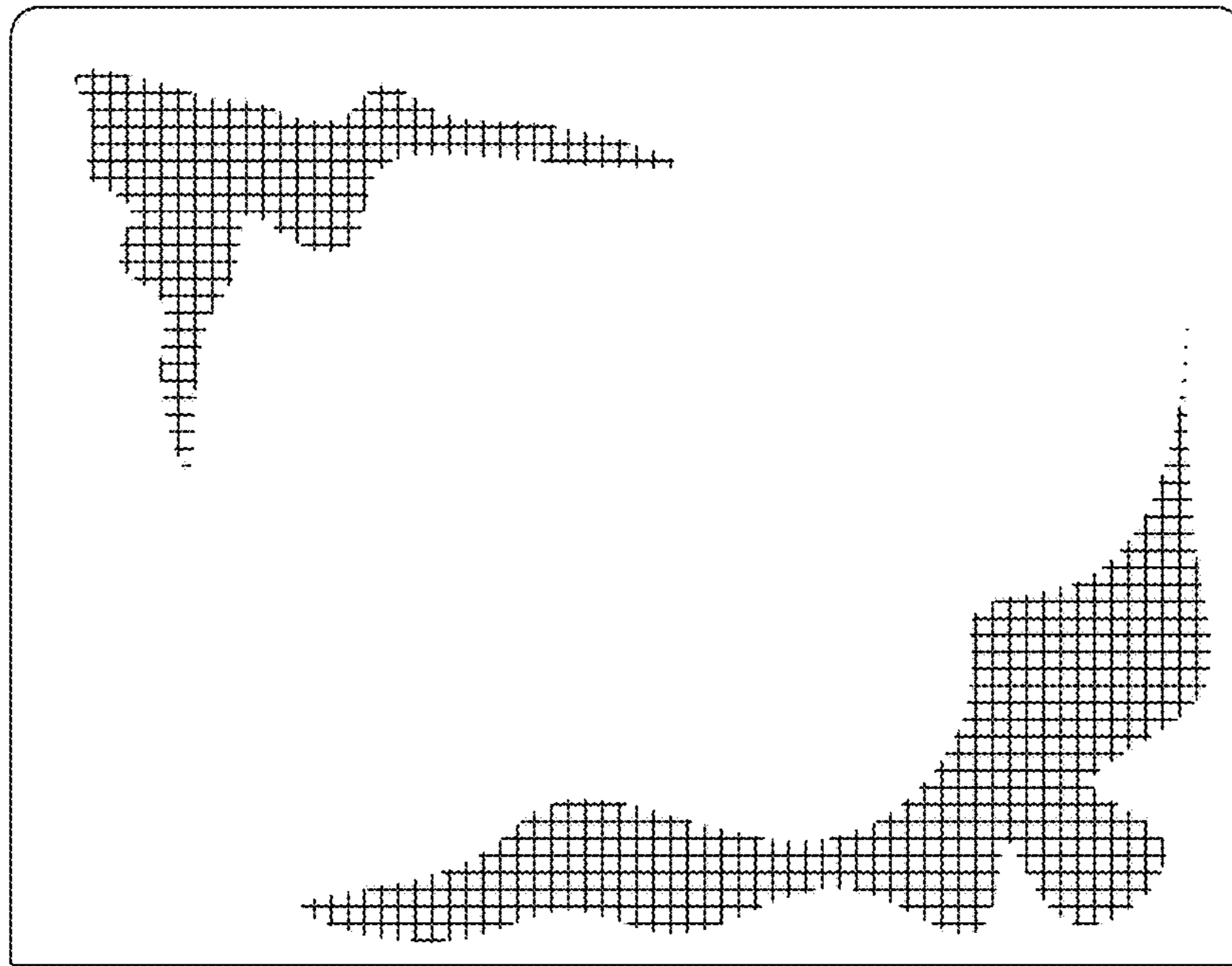
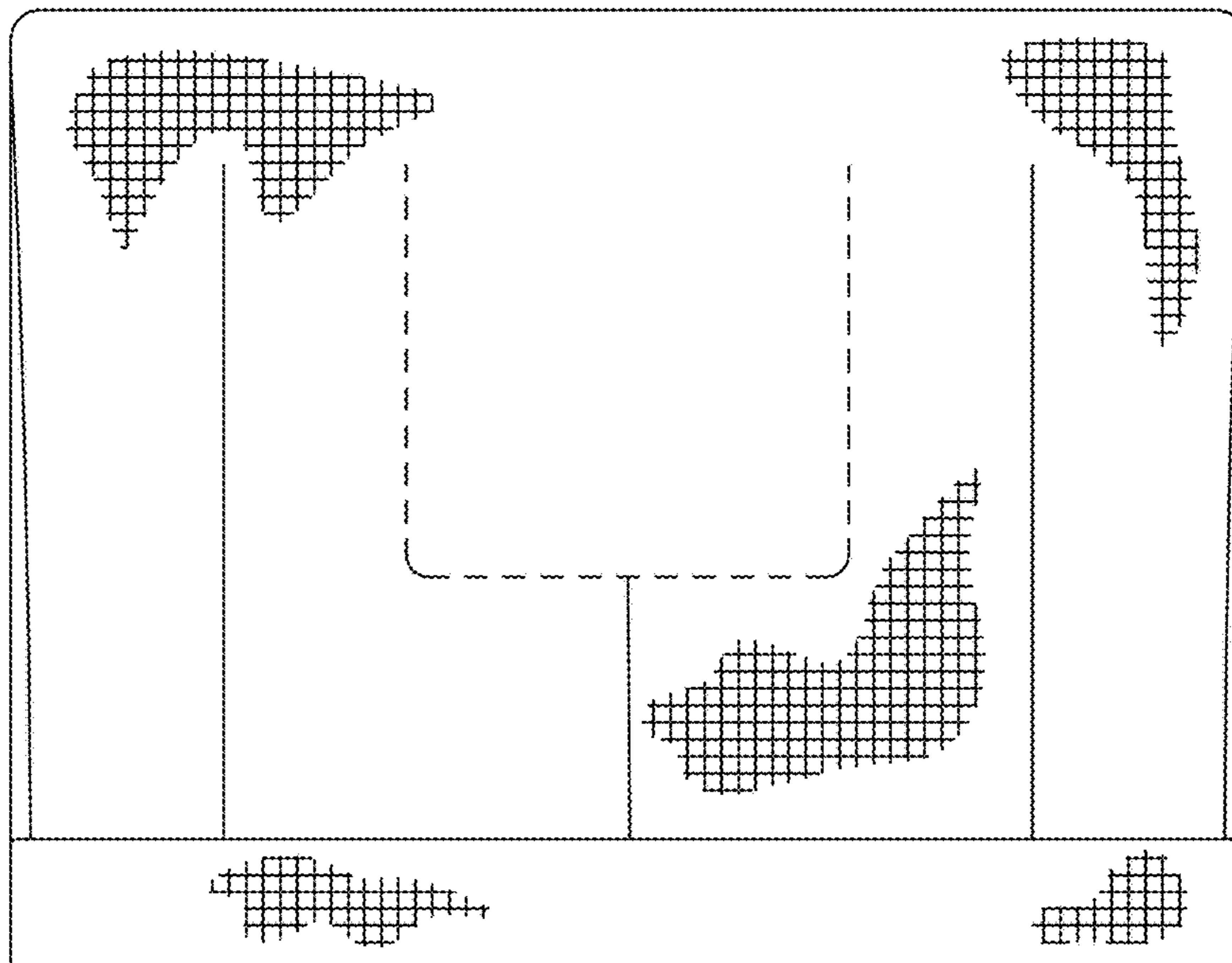


FIG.3



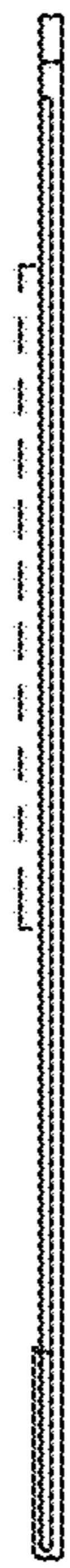


FIG. 4



FIG. 5

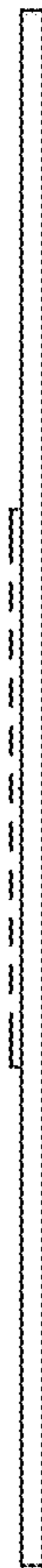


FIG. 6