



US00D812006S

(12) **United States Design Patent** (10) **Patent No.:** **US D812,006 S**  
**Noble et al.** (45) **Date of Patent:** **\*\* Mar. 6, 2018**

(54) **FAN MOTOR** 4,592,702 A 6/1986 Bogage  
4,626,970 A \* 12/1986 Huang ..... F21V 33/0096  
362/147  
(71) Applicant: **Delta T Corporation**, Lexington, KY (US) 4,687,977 A 8/1987 Brahmavar  
4,721,480 A 1/1988 Yung  
(72) Inventors: **Ernest John Noble**, Selangor (MY); D294,141 S \* 2/1988 Ueda ..... D13/112  
**Ken Siong Tan**, Selangor (MY) 5,135,365 A 8/1992 Bogage  
5,154,579 A 10/1992 Rezek  
5,296,769 A \* 3/1994 Havens ..... A47L 5/22  
310/58  
(73) Assignee: **DELTA T CORPORATION**, Lexington, KY (US) 5,319,821 A 6/1994 Nicholson et al.  
(Continued)

(\*\*) Term: **15 Years**

(21) Appl. No.: **29/542,025**

(22) Filed: **Oct. 9, 2015**

(51) **LOC (11) Cl.** ..... **13-01**

(52) **U.S. Cl.**  
USPC ..... **D13/112**

(58) **Field of Classification Search**  
USPC ..... D13/101, 112, 113, 114, 118, 122, 179,  
D13/184, 199; D15/3, 5, 199; D23/383,  
D23/411, 413  
CPC .. H02K 5/18; H02K 5/20; H02K 5/22; H02K  
9/19; H02K 9/20; H02K 3/06; H02K  
3/22; H02K 3/24; H02K 3/47; H02K  
7/145; H02K 11/33; H02K 2205/09;  
B23D 53/12; F02B 63/04; F04D 29/326;  
F04D 29/384; F04D 29/544; F04D  
29/661; F04D 25/082; F04D 25/088;  
F04D 25/06; Y10S 362/806

See application file for complete search history.

(56) **References Cited**

**U.S. PATENT DOCUMENTS**

341,881 A 5/1886 Cochran  
3,745,393 A \* 7/1973 Spors ..... H02K 5/148  
310/239  
4,073,598 A 2/1978 Mizutani et al.  
4,491,772 A 1/1985 Bitting  
4,500,821 A 2/1985 Bitting et al.  
4,592,701 A 6/1986 Hahn et al.

**FOREIGN PATENT DOCUMENTS**

CN 2879529 Y 3/2007  
JP H0260493 A 2/1990  
(Continued)

**OTHER PUBLICATIONS**

International Search Report (PCT/IB2008/002590) dated Jun. 3, 2009.

*Primary Examiner* — Derrick Holland  
(74) *Attorney, Agent, or Firm* — King & Schickli, PLLC

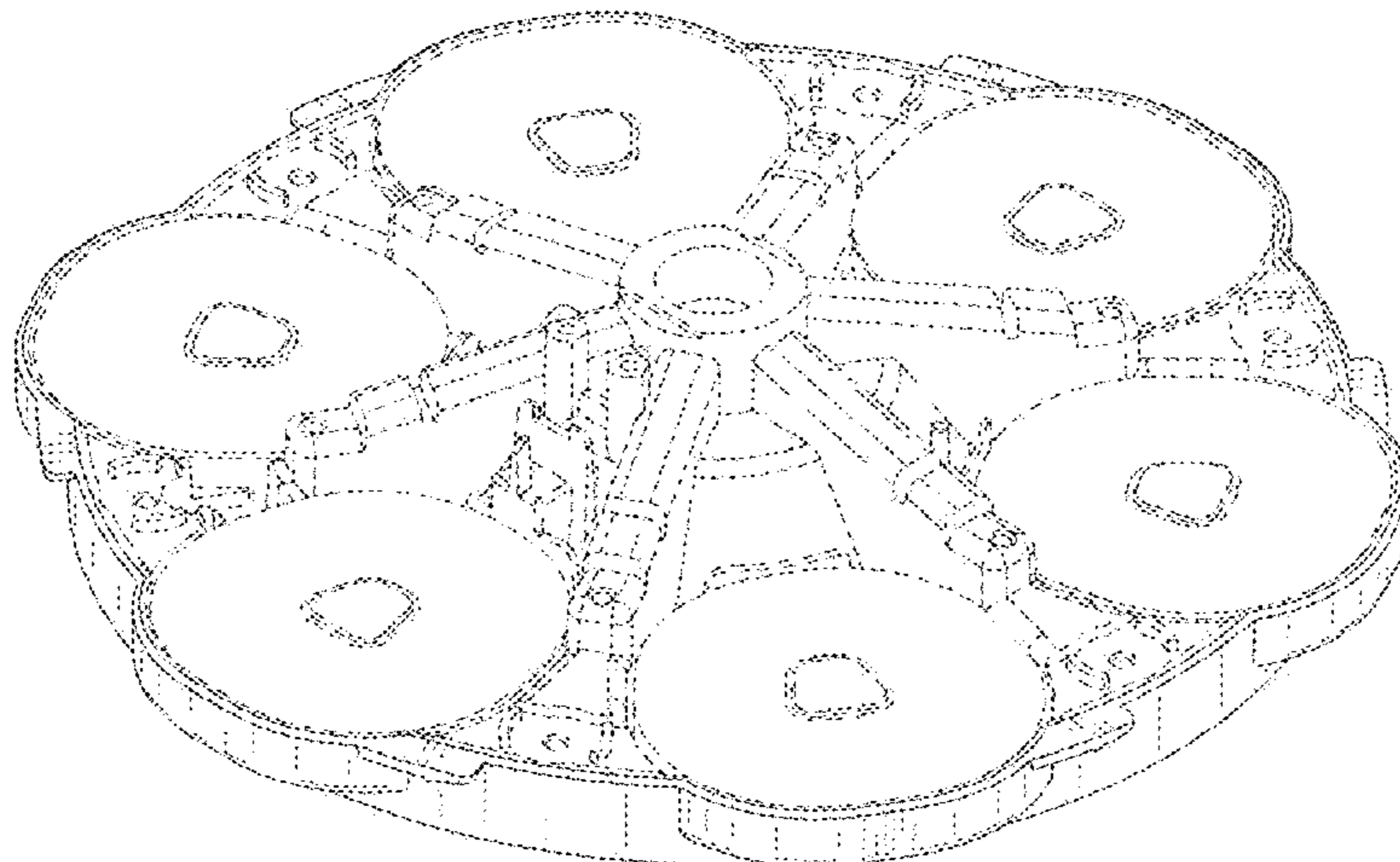
(57) **CLAIM**

The ornamental design for a fan motor, as shown and described.

**DESCRIPTION**

FIG. 1 is a perspective view of a fan motor showing our new design;  
FIG. 2 is a top view of the fan motor;  
FIG. 3 is a front view of the fan motor;  
FIG. 4 is a right side view of the fan motor;  
FIG. 5 is a rear view of the fan motor; and,  
FIG. 6 is a left side view of the fan motor.  
The broken lines shown represent unclaimed subject matter and form no part of the claimed design.

**1 Claim, 3 Drawing Sheets**



(56)

References Cited

U.S. PATENT DOCUMENTS

5,332,364 A 7/1994 Rodarmer  
 5,421,701 A 6/1995 Funston  
 5,507,619 A 4/1996 Ryan  
 5,586,867 A 12/1996 Mehlos  
 5,738,496 A 4/1998 Mehta  
 D401,553 S \* 11/1998 Pearce ..... D13/112  
 6,062,816 A 5/2000 Chang  
 6,095,767 A 8/2000 Caughey  
 6,104,113 A 8/2000 Beifus  
 6,158,964 A 12/2000 Gajewski  
 6,183,201 B1 2/2001 Maby  
 6,603,279 B2 8/2003 Moddemann  
 6,799,982 B2 10/2004 Kerr et al.  
 D502,917 S \* 3/2005 Bird ..... D13/112  
 D526,275 S \* 8/2006 Han ..... D13/112  
 7,196,485 B1 3/2007 Lee et al.  
 7,232,336 B1 6/2007 Evans  
 7,276,814 B2 10/2007 Pozzuoli et al.  
 7,405,527 B2 7/2008 Baumgartner et al.  
 7,422,163 B1 9/2008 Devorss  
 7,626,299 B2 12/2009 Yoshikawa et al.  
 7,876,560 B2 1/2011 Huang  
 8,096,670 B2 1/2012 Trott et al.  
 8,100,649 B2 1/2012 Okimura  
 8,147,182 B2 4/2012 Aynsley et al.

8,622,712 B2 1/2014 Wiegel et al.  
 D714,217 S \* 9/2014 Tanaka ..... D13/122  
 9,583,999 B2 \* 2/2017 Higuchi ..... H02K 1/2793  
 2002/0067148 A1 6/2002 Moddemann  
 2004/0191087 A1 9/2004 Liu  
 2005/0106046 A1 5/2005 Winkler  
 2006/0238150 A1 10/2006 Baumgartner et al.  
 2008/0317616 A1 12/2008 Yu  
 2009/0208333 A1 8/2009 Smith et al.  
 2010/0133927 A1 \* 6/2010 Zhang ..... H02K 1/2786  
 310/43

FOREIGN PATENT DOCUMENTS

JP H099668 A 1/1997  
 JP 2006078095 A 3/2006  
 JP 2006109580 A 4/2006  
 JP 2006166666 A 6/2006  
 JP 2006288053 A 10/2006  
 JP 2007202307 A 8/2007  
 JP 2009017613 A 1/2009  
 JP 2009071926 A 4/2009  
 JP 2009113676 A 5/2009  
 JP 2011200068 A 10/2011  
 WO 2005062460 A1 7/2005  
 WO 2010026441 A1 3/2010  
 WO 2011138626 A1 11/2011

\* cited by examiner

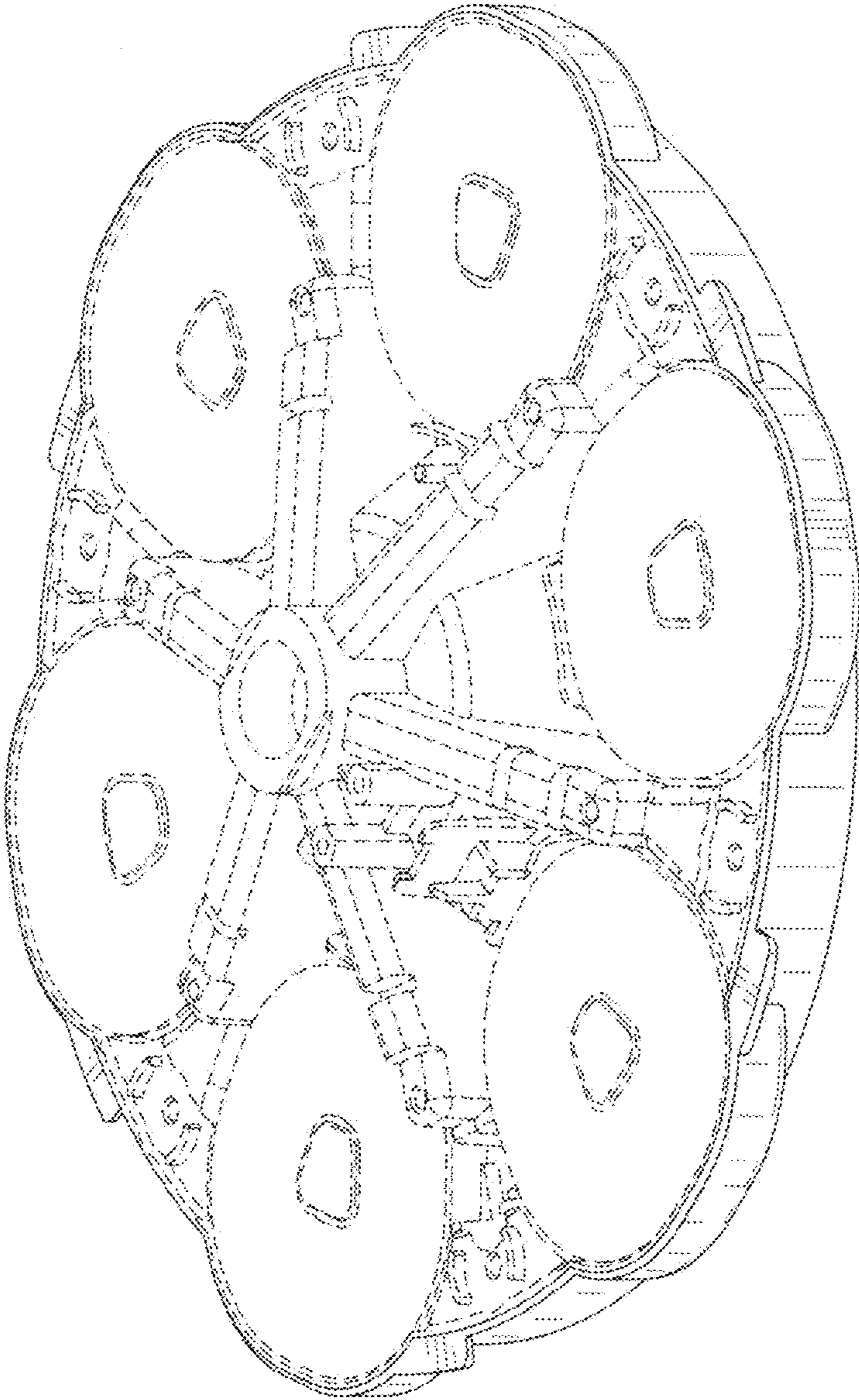


FIG. 1



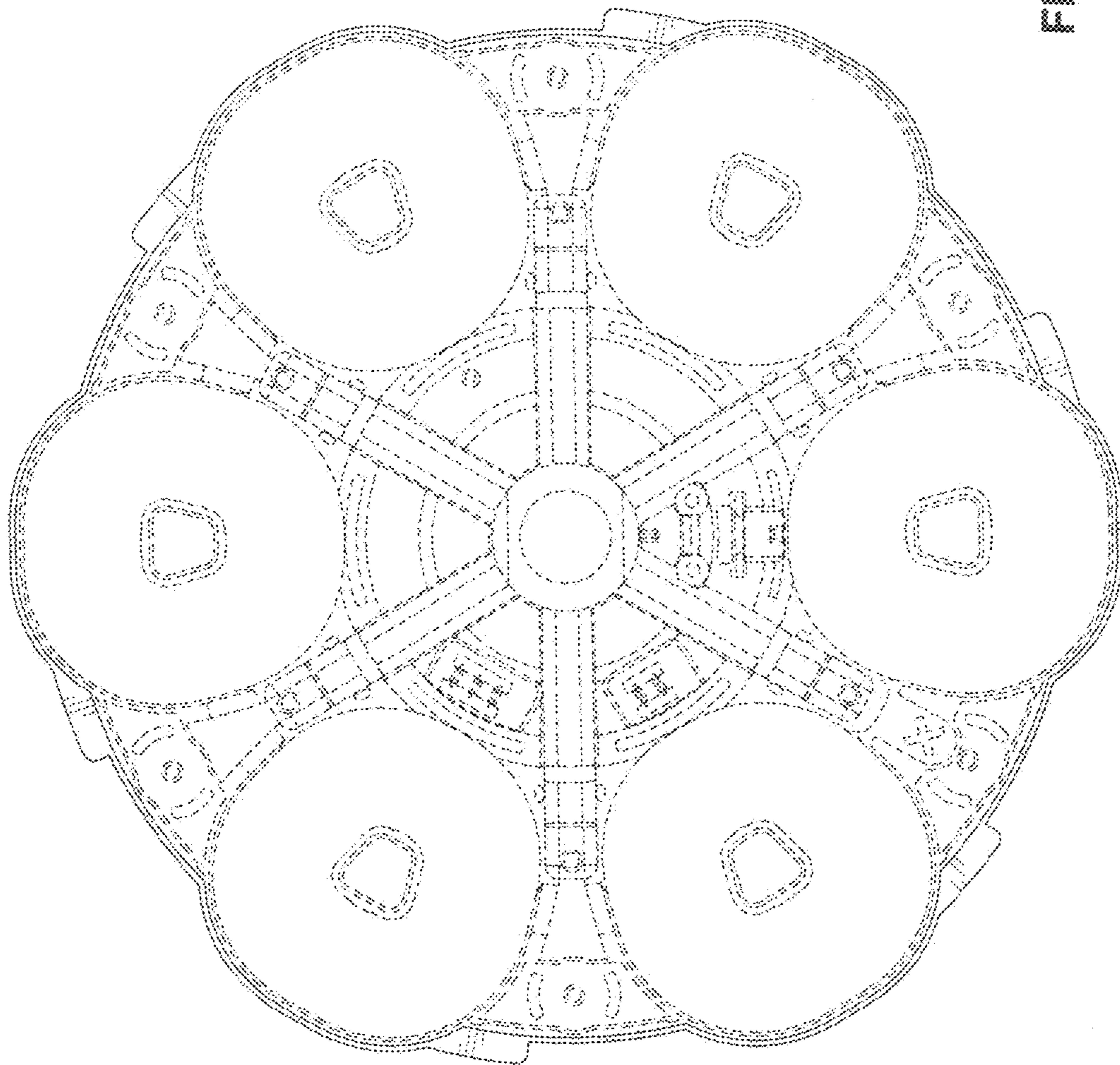


FIG. 2

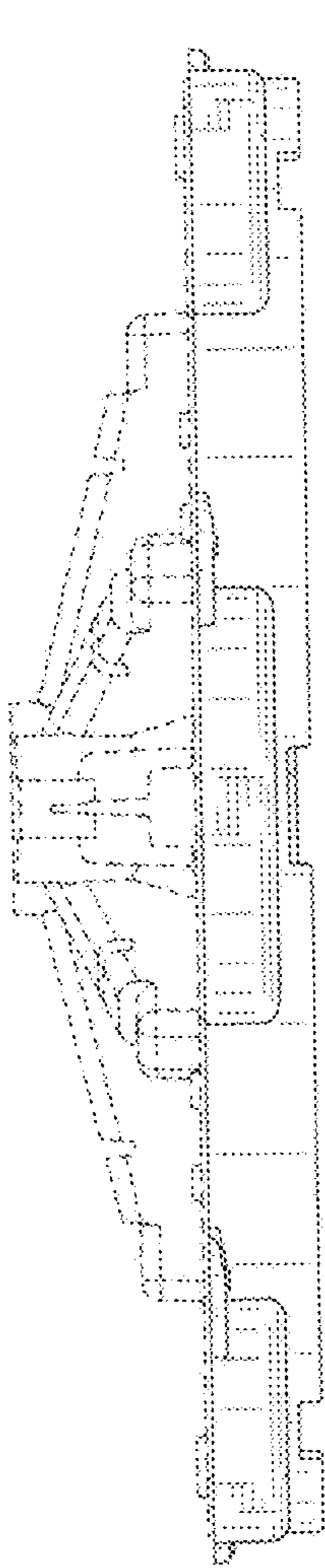


FIG. 3

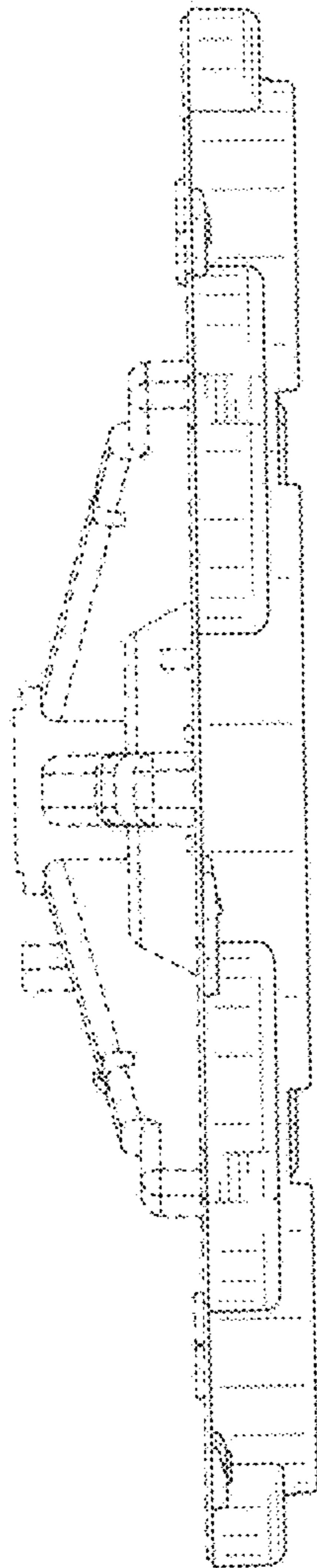


FIG. 4

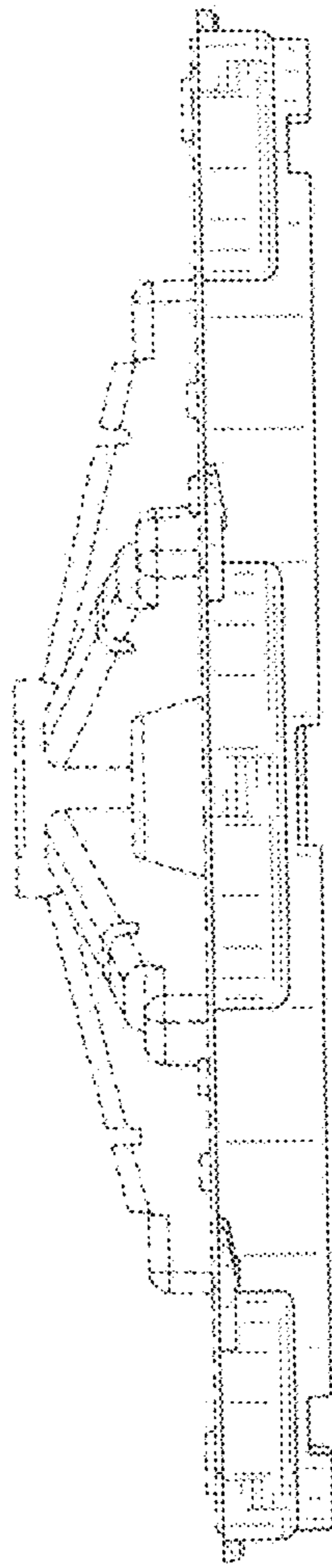


FIG. 5

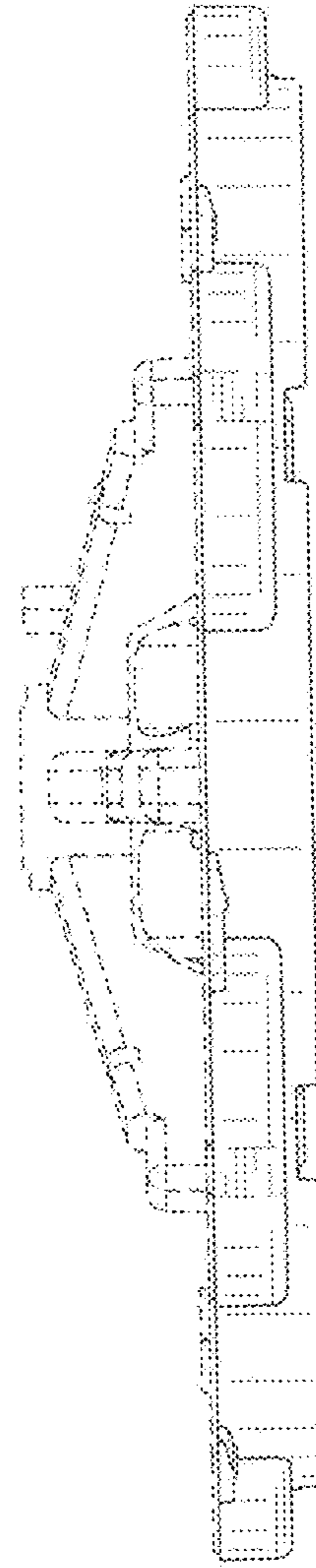


FIG. 6