



US00D812000S

(12) **United States Design Patent**
Li

(10) **Patent No.:** **US D812,000 S**

(45) **Date of Patent:** **** Mar. 6, 2018**

(54) **PORTABLE CHARGER**

(71) Applicant: **Shenzhen Aukey E-Business Co., Ltd.**,
Shenzhen (CN)

(72) Inventor: **Yongzhu Li**, Shenzhen (CN)

(73) Assignee: **Shenzhen Aukey E-Business Co., Ltd.**,
Shenzhen (CN)

(**) Term: **15 Years**

(21) Appl. No.: **29/584,575**

(22) Filed: **Nov. 16, 2016**

(51) **LOC (11) Cl.** **13-02**

(52) **U.S. Cl.**
USPC **D13/108; D13/103**

(58) **Field of Classification Search**
USPC D13/102-110, 118-119, 184, 199;
D14/356, 432

CPC Y02E 60/10; Y02E 60/12; Y02E 60/122;
Y02E 60/124; Y02E 60/50; H01M 2/02;
H01M 2/022; H01M 2/0202; H01M
2/0207; H01M 2/0212; H01M 2/1061;
H01M 2/1022; H01M 2/1055; H01M
2/1066; H01M 2/105; H01M 2/20; H01M
2/204; H01M 2/206; H01M 10/44; H01M
10/46; H01M 10/465; H01M 10/482;
H01M 2200/30; H01M 2250/30; H01M
2250/40; H02J 7/00; H02J 7/0003; H02J
7/0011; H02J 7/0013; H02J 7/0054; H02J
7/0055; H02J 7/0057; H02J 2007/0062

See application file for complete search history.

(56) **References Cited**

U.S. PATENT DOCUMENTS

D612,329 S * 3/2010 Guccione D13/108
D681,551 S * 5/2013 Zaslavsky D13/110

D756,915 S * 5/2016 Yang D13/108
D768,068 S * 10/2016 Chen D13/103
D780,116 S * 2/2017 Bing D13/107
D787,443 S * 5/2017 Chiang D13/110
D788,037 S * 5/2017 Hung D13/110
D789,293 S * 6/2017 Toiviainen D13/108
D789,899 S * 6/2017 von der Lippe D13/184
D790,464 S * 6/2017 He D13/110
D791,070 S * 7/2017 Son D13/103
D791,077 S * 7/2017 Tsou D13/108
2017/0119044 A1 * 5/2017 Oligschlaeger A24F 15/00

* cited by examiner

Primary Examiner — Rosemary K Tarcza

Assistant Examiner — Nathaniel D. Buckner

(74) *Attorney, Agent, or Firm* — JiangIP LLC; Yanling
Jiang

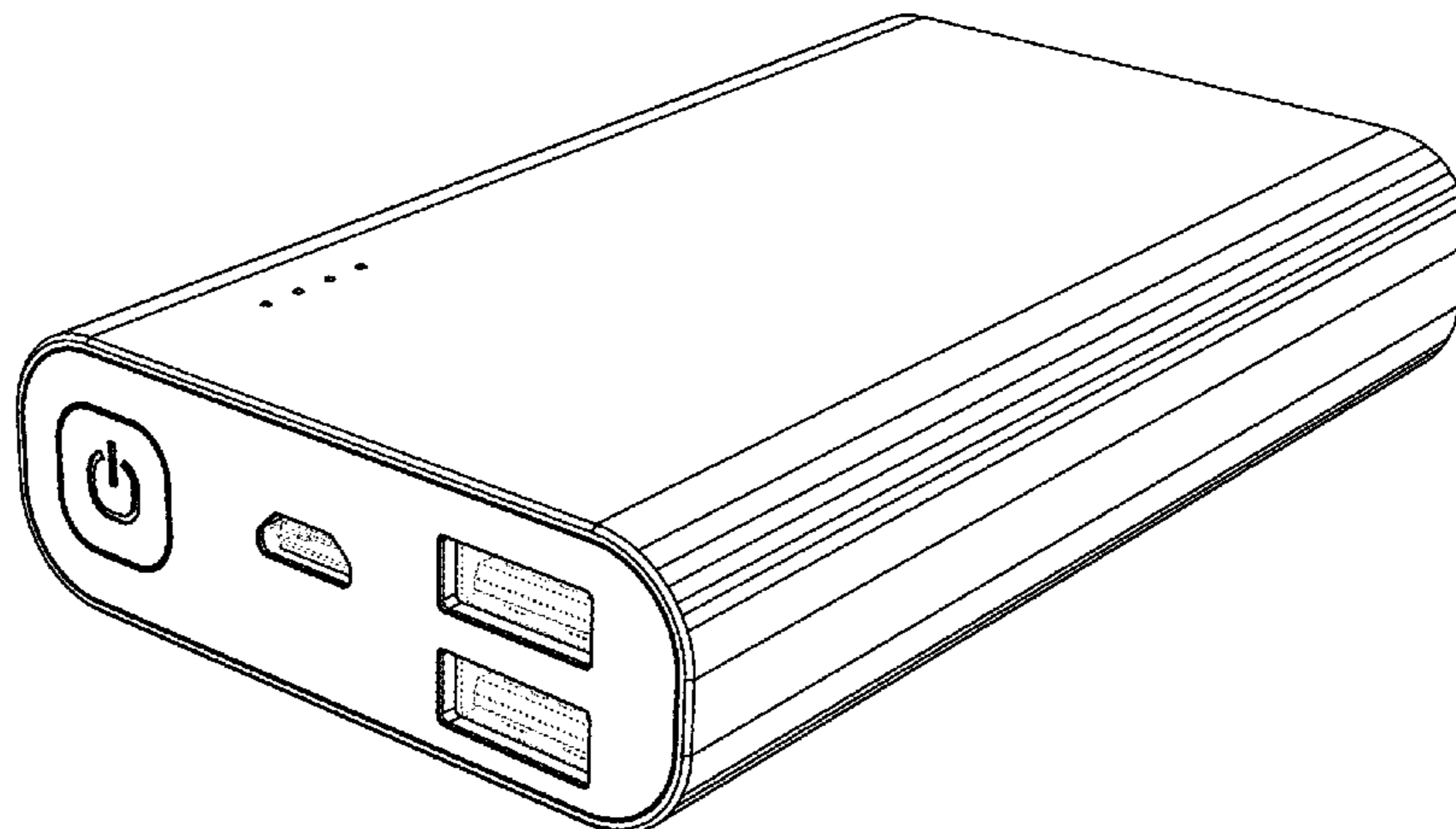
(57) **CLAIM**

The ornamental design for a portable charger, as shown and described.

DESCRIPTION

FIG. 1 is a perspective view showing a portable charger.
FIG. 2 is a front view of a portable charger.
FIG. 3 is a rear view of a portable charger.
FIG. 4 is a top view of a portable charger.
FIG. 5 is a bottom view of a portable charger.
FIG. 6 is a side view of a portable charger; and,
FIG. 7 is a side view of a portable charger.
The broken lines in the figures represent portions of the article which form no part of the claim.

1 Claim, 7 Drawing Sheets



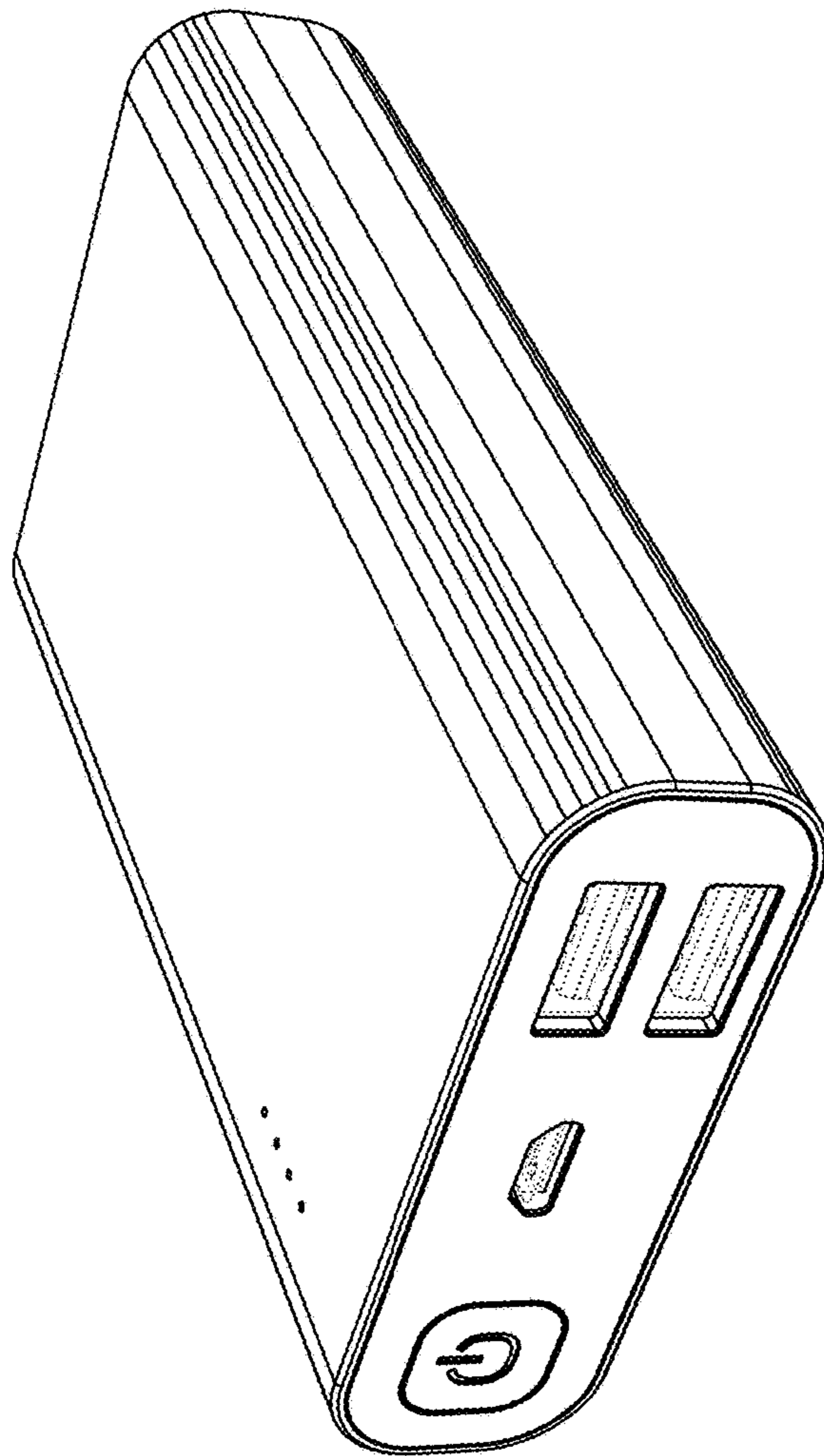


Fig. 1

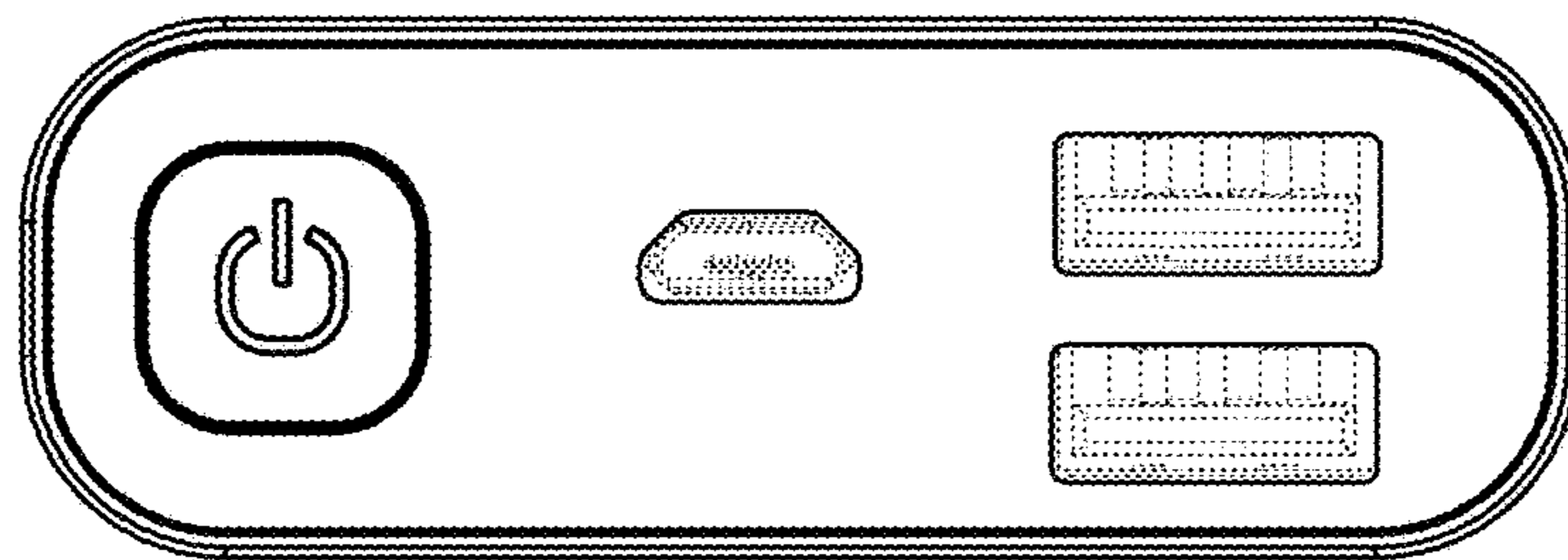


Fig. 2




Fig. 3




Fig. 4




Fig. 5




Fig. 6




Fig. 7