



US00D811992S

(12) **United States Design Patent**
Di-Mauro et al.

(10) **Patent No.:** **US D811,992 S**
(45) **Date of Patent:** **** Mar. 6, 2018**

(54) **TIRE TREAD**

(71) Applicants: **COMPAGNIE GENERALE DES ETABLISSEMENTS MICHELIN**, Clermont-Ferrand (FR); **Michelin Recherche et Technique S.A.**, Granges-Paccot (CH)

(72) Inventors: **Pascal Di-Mauro**, Clermont-Ferrand (FR); **Guillaume Bacher**, Clermont-Ferrand (FR)

(73) Assignee: **COMPAGNIE GENERALE DES ETABLISSEMENTS MICHELIN** (FR)

(**) Term: **15 Years**

(21) Appl. No.: **29/584,770**

(22) Filed: **Nov. 17, 2016**

(30) **Foreign Application Priority Data**

May 18, 2016 (FR) 2016-2619

(51) **LOC (11) Cl.** **12-15**

(52) **U.S. Cl.**
USPC **D12/588**; D12/594

(58) **Field of Classification Search**
USPC D12/579, 586, 587, 588, 589, 590, 594, D12/600, 601
CPC B60C 11/03; B60C 2011/0386; B60C 2011/0388; B60C 11/04
See application file for complete search history.

(56) **References Cited**

U.S. PATENT DOCUMENTS

D295,733 S * 5/1988 Adam D12/588
4,832,099 A * 5/1989 Matsumoto B60C 11/0302
152/209.23

D315,124 S * 3/1991 Baus D12/588
D316,239 S 4/1991 Tsuda et al.
D340,898 S 11/1993 Kuroda
D385,235 S * 10/1997 Young D12/588
D388,370 S 12/1997 Young et al.
D390,510 S 2/1998 Stone et al.
D397,647 S 9/1998 Young
D397,648 S 9/1998 Allen et al.
D402,240 S 12/1998 Hubbell, Jr.
D429,667 S 8/2000 Fierro et al.
D449,024 S 10/2001 Lovell et al.
D458,584 S * 6/2002 Young D12/600
D464,614 S 10/2002 Irimiya
D472,202 S 3/2003 Gillard

(Continued)

Primary Examiner — Robert M. Spear

(74) *Attorney, Agent, or Firm* — Dickinson Wright PLLC

(57) **CLAIM**

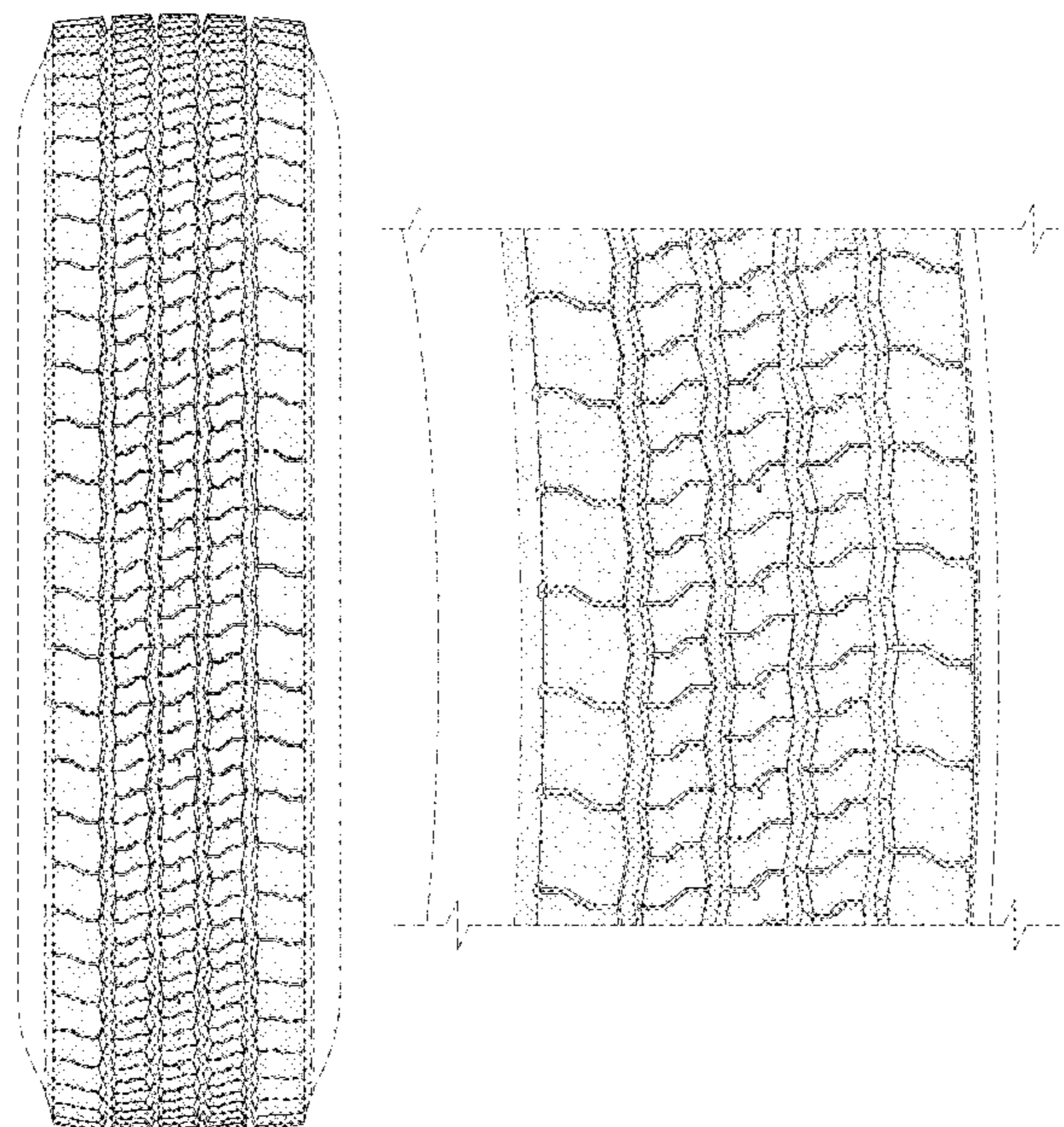
The ornamental design for a tire tread, as shown and described.

DESCRIPTION

FIG. 1 is a perspective view of the tire tread of our design; FIG. 2 front elevation view of the tire tread of our design; FIG. 3 is a side elevation view of the tire tread of our design; FIG. 4 is a side elevation view of the tire tread of our design, taken from the opposite side of that shown in FIG. 3; and, FIG. 5 is an enlarged, partial view of the tire tread of FIG. 1, as indicated by the break lines.

In the drawings, the broken lines defining the sidewall and inner bead depict environmental subject matter that forms no part of the claimed design. The dash-dot-dot-dash line defines the peripheral boundary between the claimed tire tread and the unclaimed sidewall. The tread pattern repeats uniformly throughout the circumference of the tire.

1 Claim, 5 Drawing Sheets



(56)

References Cited

U.S. PATENT DOCUMENTS

D484,092 S 12/2003 Okamoto
 D488,123 S 4/2004 Ooyama
 D531,115 S 10/2006 Ikeda
 D569,334 S * 5/2008 Maziarka D12/580
 D584,217 S 1/2009 Scheuren
 D591,224 S 4/2009 Ludwig et al.
 D609,174 S * 2/2010 Cai D12/580
 D610,076 S 2/2010 Tobino
 D615,922 S 5/2010 Takano
 D616,356 S 5/2010 Ohara
 D635,915 S 4/2011 Hamada
 D637,148 S * 5/2011 Tamura D12/579
 D637,150 S * 5/2011 Koshio D12/579
 D642,974 S * 8/2011 Koshio D12/588
 D647,036 S * 10/2011 Yamaguchi D12/588
 D647,040 S 10/2011 Mathonet et al.
 D647,468 S 10/2011 Weaver et al.
 D647,470 S * 10/2011 Bachtel D12/600
 D660,223 S * 5/2012 Dixon D12/600
 D668,208 S 10/2012 Brown et al.
 D674,741 S 1/2013 Mathonet et al.
 D675,981 S * 2/2013 Kuwahara D12/600
 D686,145 S 7/2013 Godin et al.
 D686,973 S 7/2013 Otani
 D717,237 S 11/2014 Bardin et al.
 D718,223 S 11/2014 Gommez
 D719,907 S 12/2014 Ohara
 D722,950 S 2/2015 Compte et al.
 D724,007 S 3/2015 Houria Belarbi et al.

D727,251 S * 4/2015 Zhu D12/588
 D730,273 S 5/2015 Schimmoeller
 D735,646 S * 8/2015 Hair, Jr. D12/594
 D739,343 S 9/2015 Gommez
 9,120,354 B2 * 9/2015 Maehara B60C 11/0306
 D745,450 S 12/2015 Bardin et al.
 D746,219 S 12/2015 Bardin et al.
 D758,287 S 6/2016 Zivkovic et al.
 D758,289 S 6/2016 Cagneaux et al.
 D759,582 S * 6/2016 Nobunaga D12/588
 D761,194 S * 7/2016 Dixon D12/600
 D767,476 S * 9/2016 Kristen D12/595
 D773,983 S * 12/2016 Inoue D12/594
 D775,584 S * 1/2017 Matsuda D12/594
 D779,417 S * 2/2017 De Giacco D12/594
 D780,675 S * 3/2017 Di-Mauro D12/588
 D780,681 S * 3/2017 Krier D12/600
 D784,915 S * 4/2017 Koog D12/588
 D785,555 S * 5/2017 Bacher D12/588
 D787,436 S * 5/2017 Dixon D12/600
 D791,688 S * 7/2017 Trowbridge D12/588
 2012/0216931 A1 * 8/2012 Shiono B60C 11/0306
 152/209.18
 2016/0082779 A1 * 3/2016 Maehara B60C 11/1259
 152/209.27
 2016/0193883 A1 * 7/2016 Kitani B60C 11/0306
 152/209.23
 2017/0106701 A1 * 4/2017 Ito B60C 11/1236
 2017/0106702 A1 * 4/2017 Ito B60C 11/1236
 2017/0253088 A1 * 9/2017 Maehara B60C 11/04

* cited by examiner

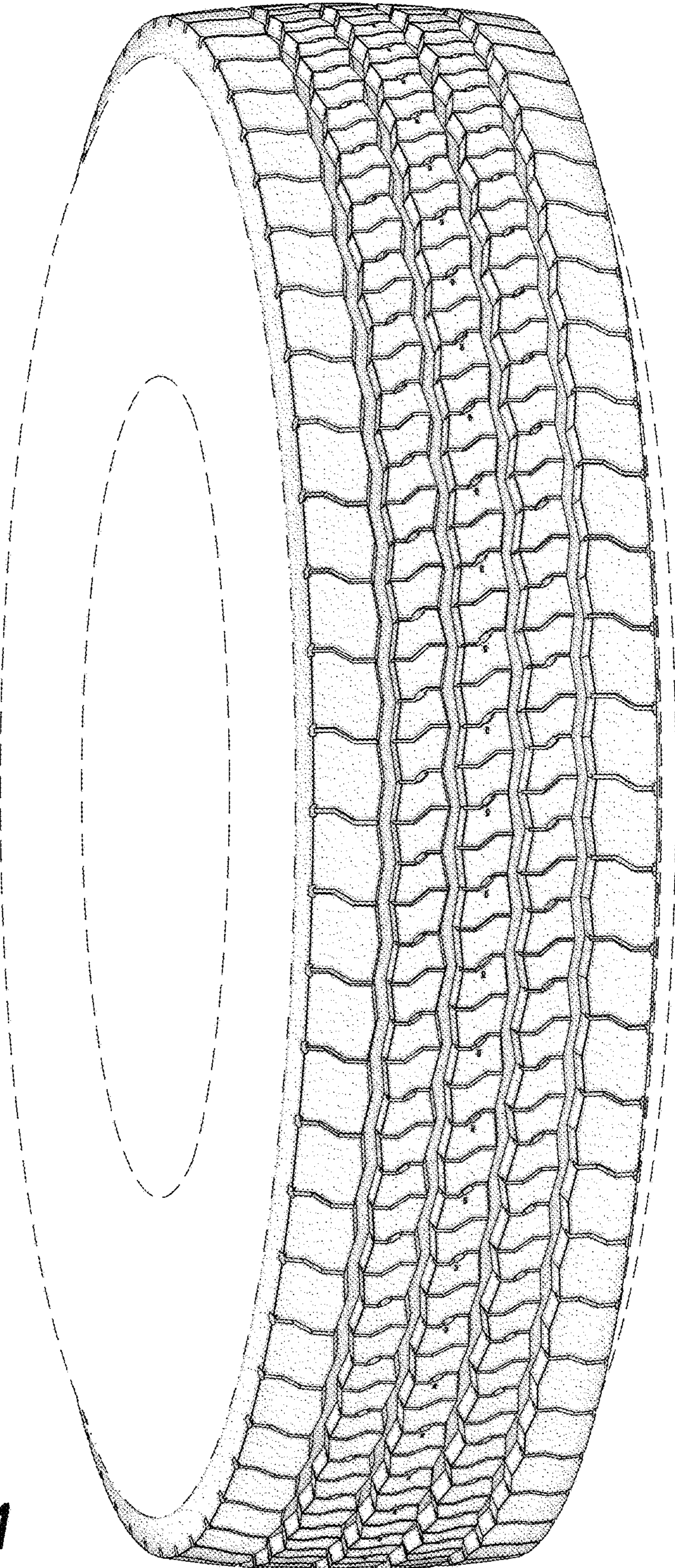


FIG. 1

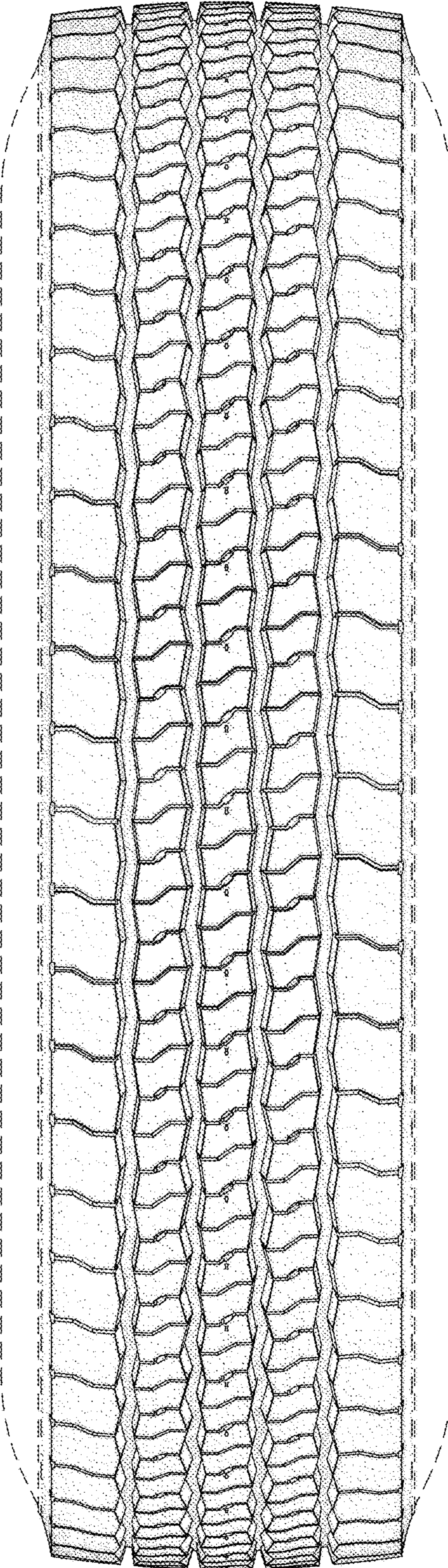


FIG. 2

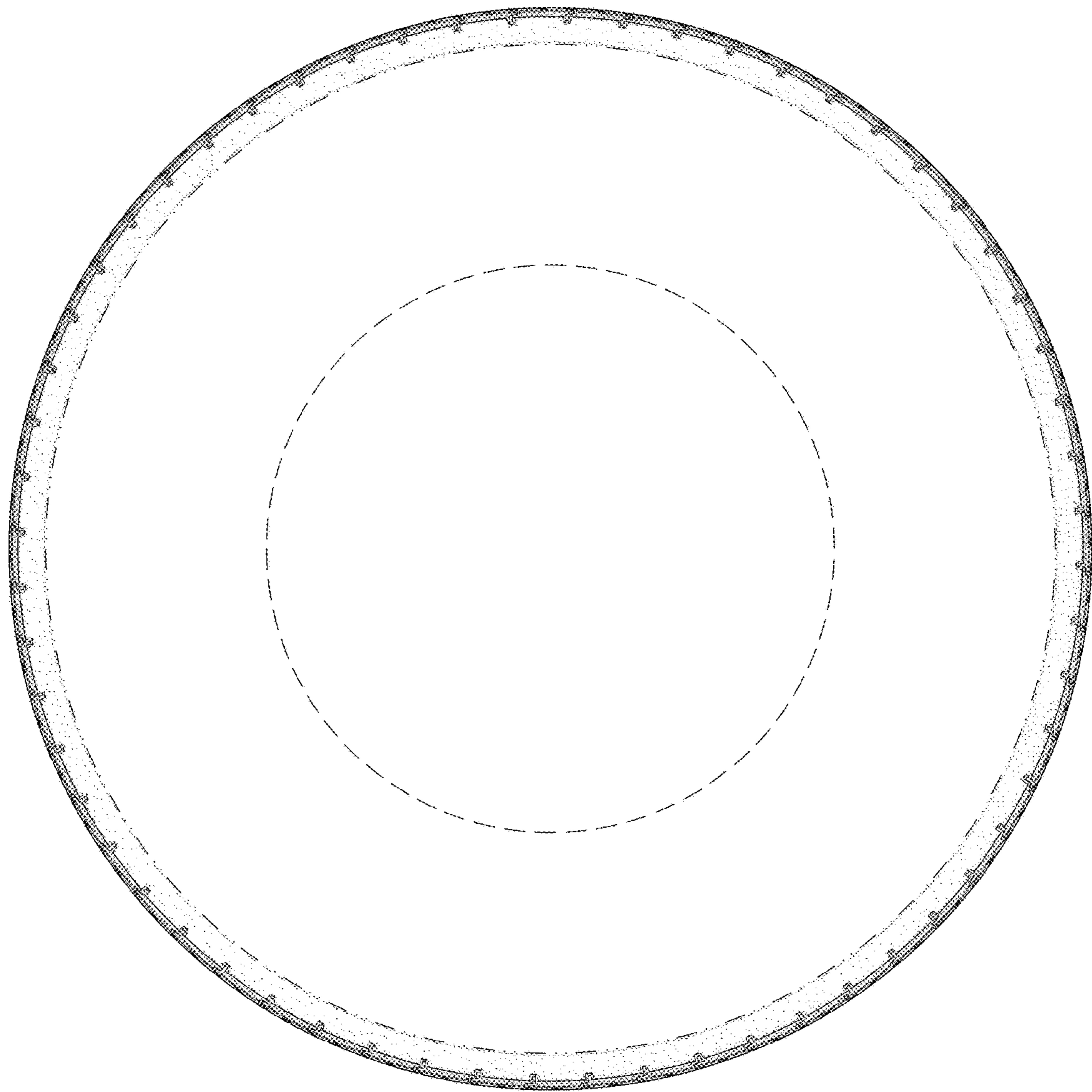


FIG. 3

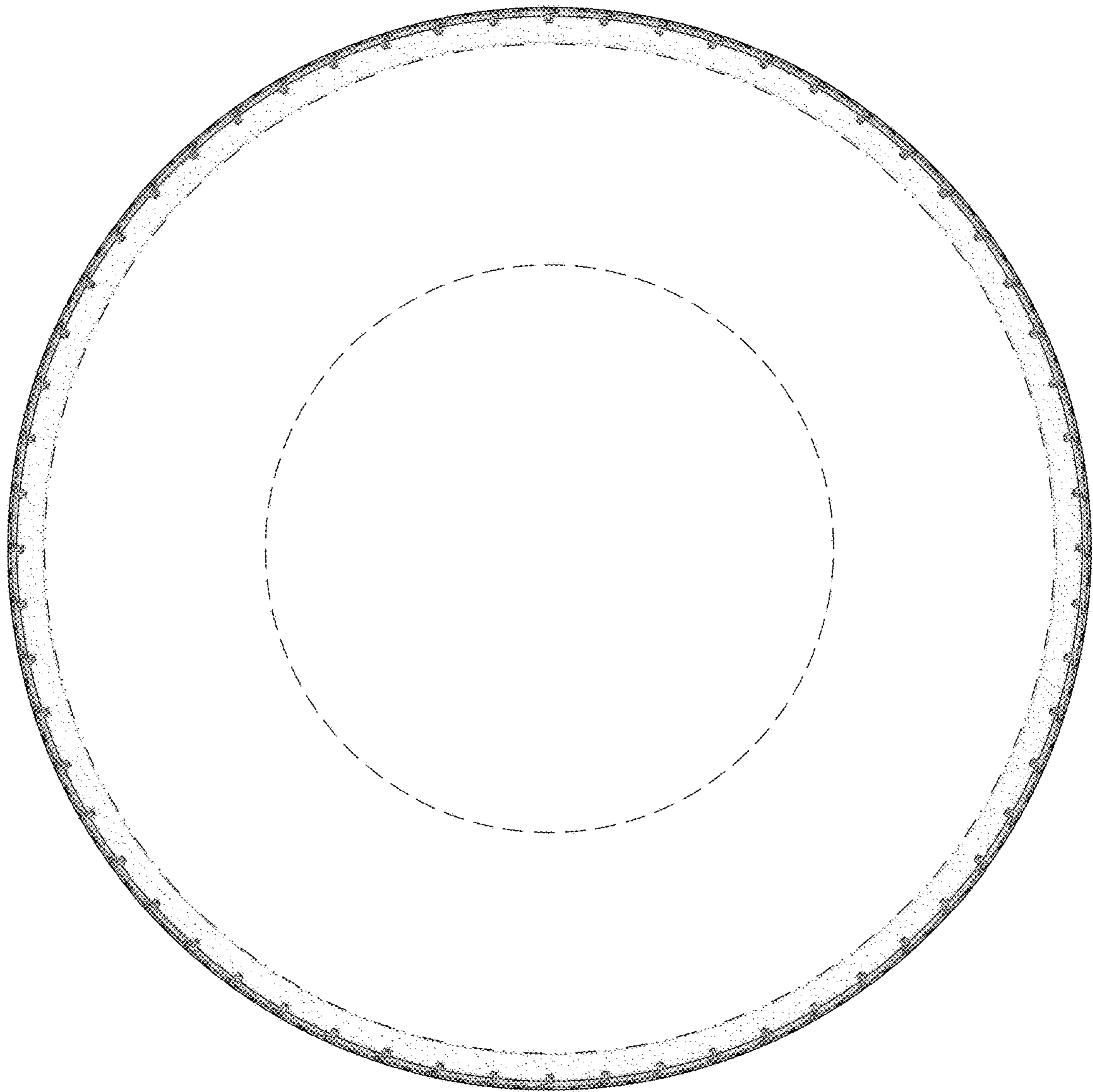


FIG. 4

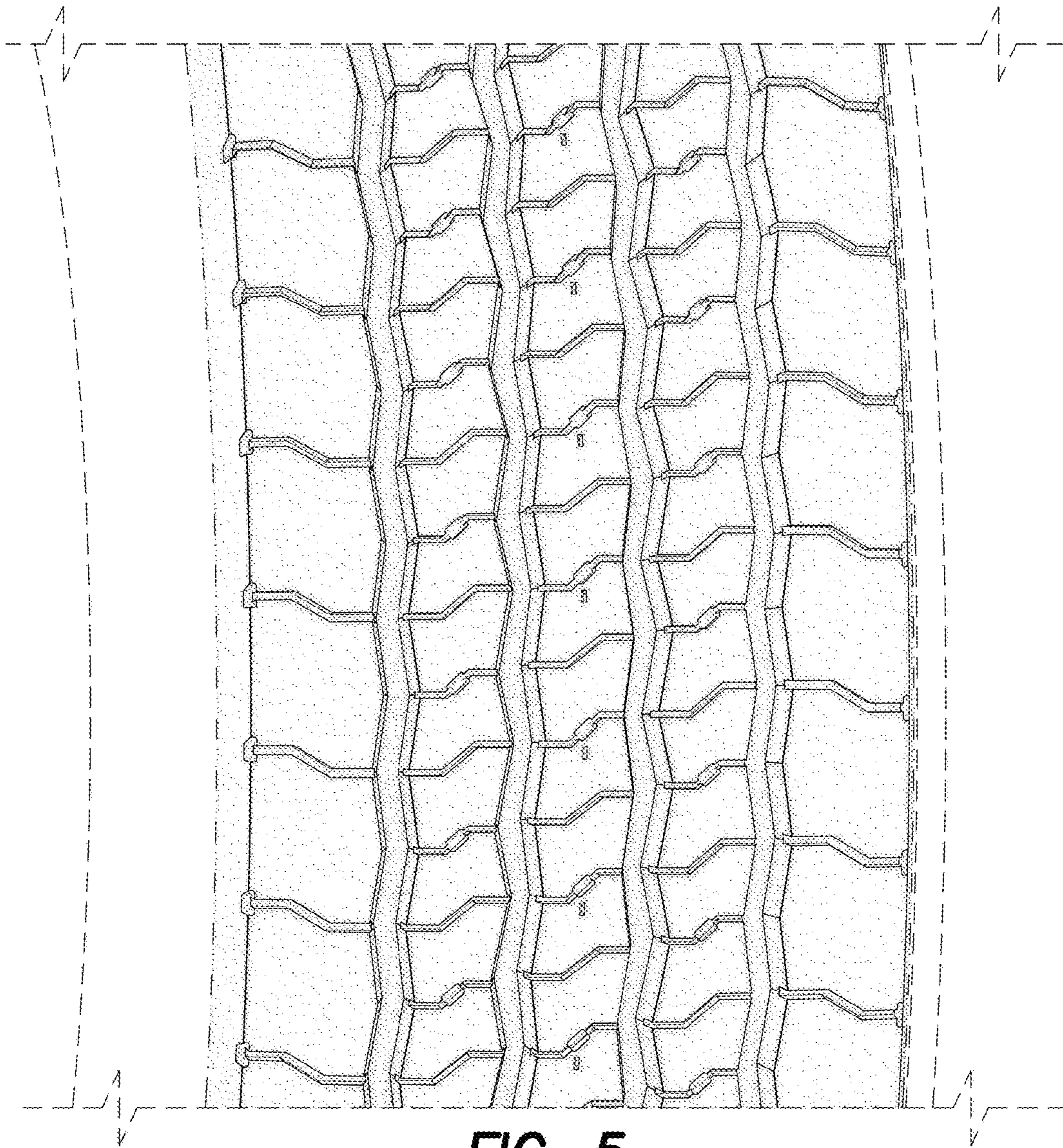


FIG. 5