



US00D811978S

(12) **United States Design Patent**  
**Hodges**

(10) **Patent No.:** **US D811,978 S**

(45) **Date of Patent:** **\*\* \*Mar. 6, 2018**

(54) **WHEEL**

(71) Applicant: **Frank J. Hodges**, Corona, CA (US)

(72) Inventor: **Frank J. Hodges**, Corona, CA (US)

(\*) Notice: This patent is subject to a terminal disclaimer.

(\*\*) Term: **14 Years**

(21) Appl. No.: **29/508,077**

(22) Filed: **Nov. 3, 2014**

(51) **LOC (11) Cl.** ..... **12-16**

(52) **U.S. Cl.**  
USPC ..... **D12/211**

(58) **Field of Classification Search**  
USPC ..... D12/204–213  
CPC .... B60B 7/00; B60B 7/02; B60B 7/04; B60B 7/01; B60B 7/06; B60B 3/02; B60B 3/04; B60B 3/06; B60B 3/10; B60B 1/00; B60B 1/08; B60B 1/10; B60B 1/12  
See application file for complete search history.

(56) **References Cited**

**U.S. PATENT DOCUMENTS**

D405,409 S \* 2/1999 Baumgartner ..... D12/211  
D406,092 S \* 2/1999 Baumgartner ..... D12/211

D430,526 S \* 9/2000 Fitzgerald ..... D12/211  
D541,202 S \* 4/2007 Baumgartner ..... D12/211  
D553,069 S \* 10/2007 Ettensberger ..... D12/211  
D606,922 S \* 12/2009 Thorsten ..... D12/211  
D622,196 S \* 8/2010 Gallert ..... D12/209  
D622,199 S \* 8/2010 Gallert ..... D12/211  
D638,340 S \* 5/2011 Park ..... D12/209  
D652,362 S \* 1/2012 Lucaora ..... D12/209  
D725,568 S \* 3/2015 Hodges ..... D12/209  
D727,827 S \* 4/2015 Chung ..... D12/211  
D735,630 S \* 8/2015 Swanseger ..... D12/209  
D757,627 S \* 5/2016 Chung ..... D12/211  
D758,274 S \* 6/2016 Breyton ..... D12/209

\* cited by examiner

*Primary Examiner* — Stacia Cadmus

(74) *Attorney, Agent, or Firm* — Eric B. Alspaugh

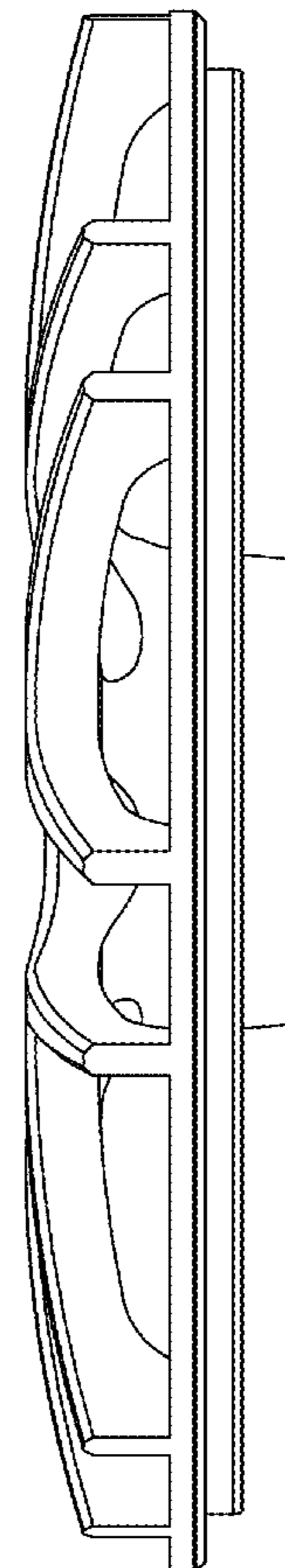

(57) **CLAIM**

The ornamental design for a wheel, as shown and described.

**DESCRIPTION**

FIG. 1 is a front view of a wheel showing my new design; FIG. 2 is a side view thereof; and, FIG. 3 is an oblique view thereof. The broken line showing of the logo is included for the purpose of illustrating environment and forms no part of the claimed design.

**1 Claim, 3 Drawing Sheets**






Fig. 1

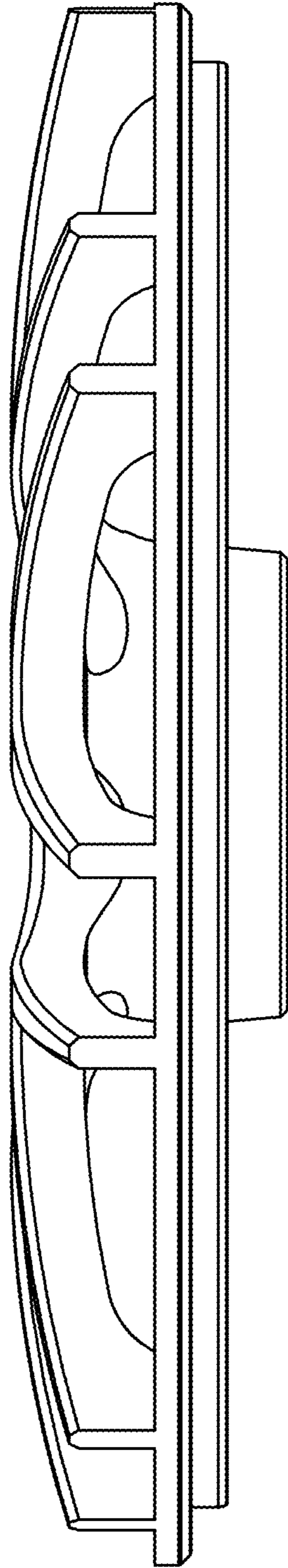


Fig. 2

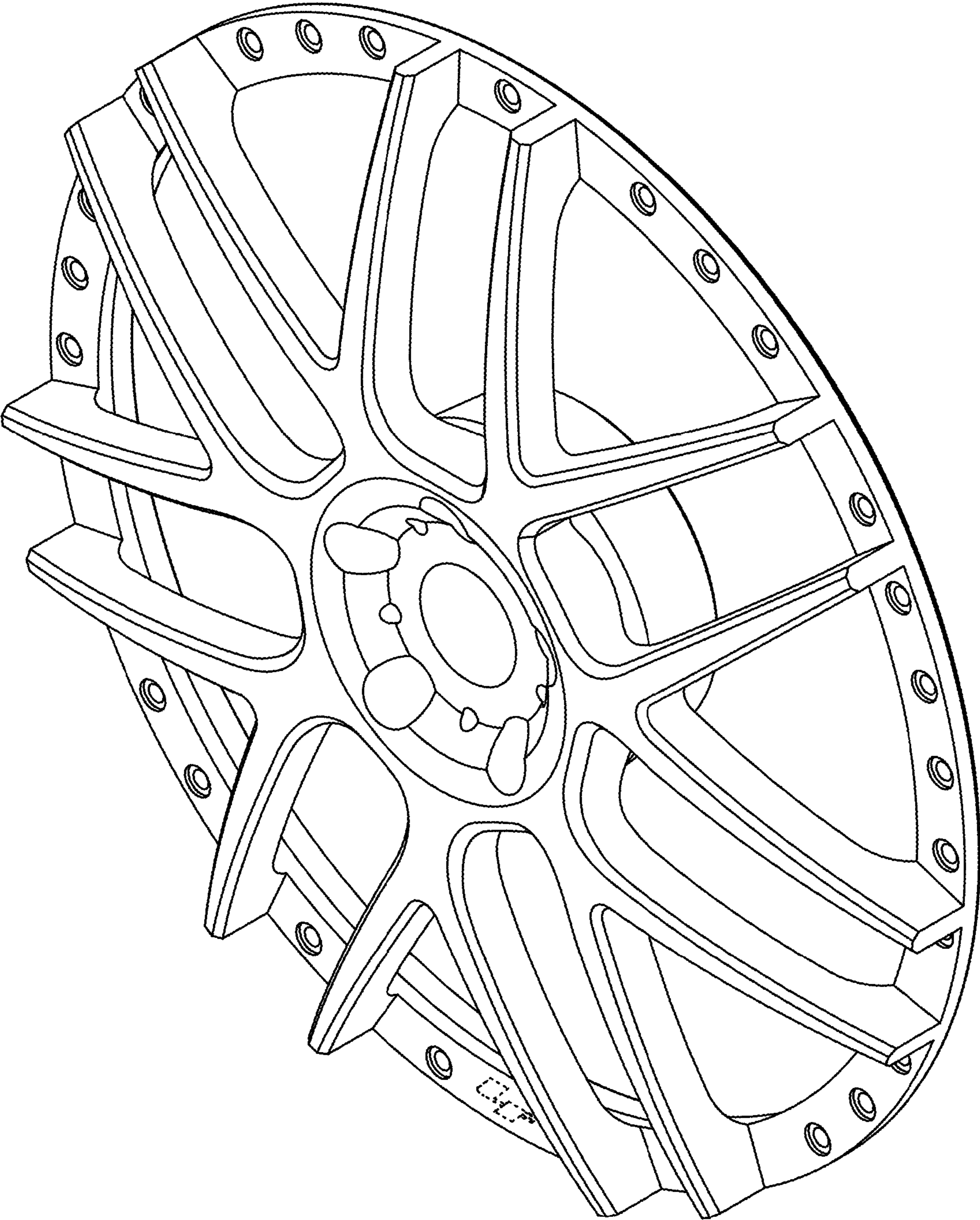


Fig. 3