

US00D811972S

(12) **United States Design Patent**
Roth

(10) **Patent No.:** **US D811,972 S**
(45) **Date of Patent:** **** Mar. 6, 2018**

(54) **FUEL FILLER PLUG**
(71) Applicant: **Christian Roth**, Langley (CA)
(72) Inventor: **Christian Roth**, Langley (CA)
(73) Assignees: **Christian Roth**, Abbotsford, BC (CA);
BD Engine Brake, Abbotsford, BC (CA)

D544,424 S * 6/2007 Bauer D12/197
D585,348 S * 1/2009 Yan D12/197
D594,395 S * 6/2009 Yoshii D12/197
D617,459 S * 6/2010 Bogue D12/197
D649,099 S * 11/2011 Nakamura D12/197
D687,755 S * 8/2013 Griffin D12/197
D756,280 S * 5/2016 Davito D12/197
D773,972 S * 12/2016 Cloete D12/197

* cited by examiner

(**) Term: **15 Years**

Primary Examiner — Katrina A Betton

(21) Appl. No.: **29/576,291**

(22) Filed: **Sep. 1, 2016**

(57) **CLAIM**

(51) **LOC (11) Cl.** **12-16**

The ornamental design for a fuel filler plug, as shown and described.

(52) **U.S. Cl.**

USPC **D12/197**

(58) **Field of Classification Search**

USPC D12/197, 198–201, 110, 114, 218;
D7/398; D9/435, 451–454, 443–444;
D8/310–312; D23/260; D15/150

DESCRIPTION

CPC B63B 3/66; B60H 1/34
See application file for complete search history.

FIG. 1 is a top plan view of a fuel filler plug showing my new design;

FIG. 2 is a side view, the opposite side being a mirror image thereof;

FIG. 3 is a bottom plan view thereof; and,


FIG. 4 is a perspective view thereof.

(56) **References Cited**

U.S. PATENT DOCUMENTS

D477,554 S * 7/2003 Keefe D12/197
D488,397 S * 4/2004 Morelock D10/68

1 Claim, 1 Drawing Sheet



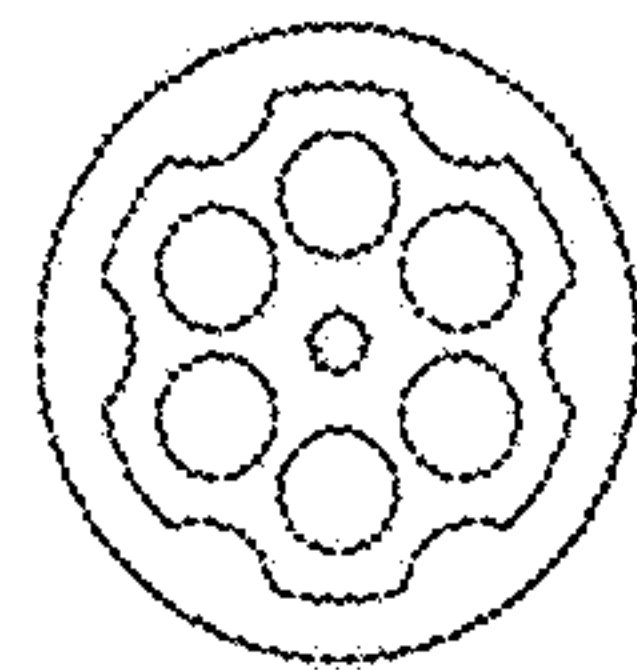


Figure1

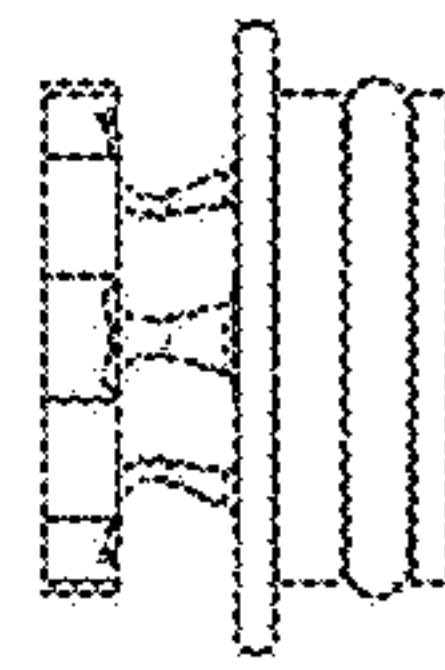


Figure2

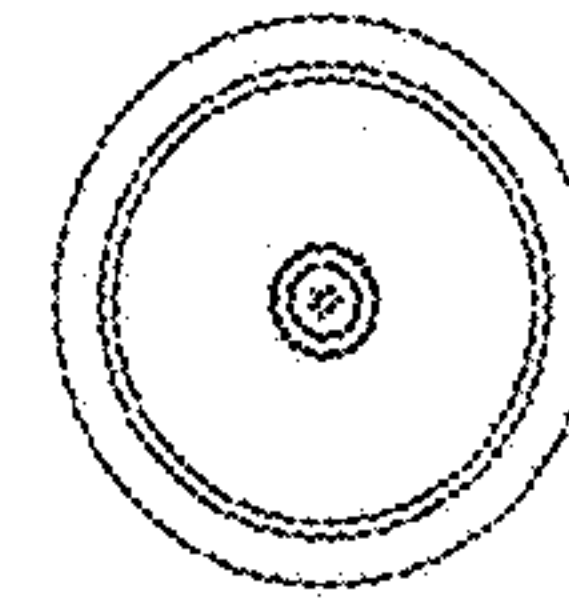


Figure3

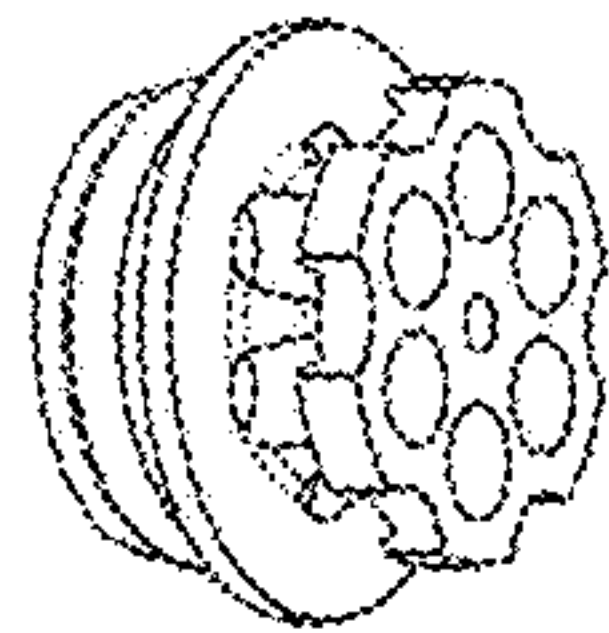


Figure4