



US00D811955S

(12) **United States Design Patent**  
**Patel et al.**

(10) **Patent No.:** **US D811,955 S**  
(45) **Date of Patent:** **\*\* Mar. 6, 2018**

(54) **FRONT END OF A VEHICLE**

(71) Applicant: **Jaguar Land Rover Limited**, Whitley,  
Coventry (GB)

(72) Inventors: **Paven Patel**, Coventry (GB); **Alex Chan**, Coventry (GB); **Luke Smith**, Coventry (GB)

(73) Assignee: **Jaguar Land Rover Limited**, Whitley,  
Coventry (GB)

(\*\*) Term: **15 Years**

(21) Appl. No.: **29/586,197**

(22) Filed: **Dec. 1, 2016**

**Related U.S. Application Data**

(62) Division of application No. 29/532,710, filed on Jul. 9, 2015, now Pat. No. Des. 783,469.

(30) **Foreign Application Priority Data**

Jan. 9, 2015 (EM) ..... 002611020  
Jun. 29, 2015 (EM) ..... 002727669

(51) **LOC (11) Cl.** ..... **12-16**

(52) **U.S. Cl.**  
USPC ..... **D12/164**

(58) **Field of Classification Search**  
USPC ..... D12/86, 90-92; D21/421, 433, 434;  
296/181.1, 181.5  
CPC ..... B62D 35/00; B62D 25/00; B62D 25/06;  
B62D 33/00  
See application file for complete search history.

(56) **References Cited**

U.S. PATENT DOCUMENTS

D725,007 S \* 3/2015 Beaven ..... D12/169  
D749,996 S \* 2/2016 Henstridge ..... D12/164  
D754,031 S \* 4/2016 Talsma ..... D12/91  
D765,545 S \* 9/2016 Oh ..... D12/91  
D783,469 S \* 4/2017 Patel ..... D12/164

\* cited by examiner

*Primary Examiner* — Melody N Brown

(74) *Attorney, Agent, or Firm* — Wood Herron & Evans LLP

(57) **CLAIM**

The ornamental design for a front end of a vehicle, as shown and described.

**DESCRIPTION**

FIG. 1 is a right, front perspective view of a front end of a vehicle showing our new design;

FIG. 2 is a left, rear perspective view thereof;

FIG. 3 is a front view thereof.

FIG. 4 is a left side view thereof.

FIG. 5 is a right side view thereof; and,

FIG. 6 is a top view thereof.

The portions of the vehicle front end shown throughout the drawing views in de-emphasized and half-tone portions outside the broken lines and the broken lines representing the boundary and configuration of what is claimed as the design are for environmental and illustrative purposes only and form no part of the claimed design.

**1 Claim, 5 Drawing Sheets**






FIG. 1




FIG. 2



FIG. 3




FIG. 4




FIG. 5

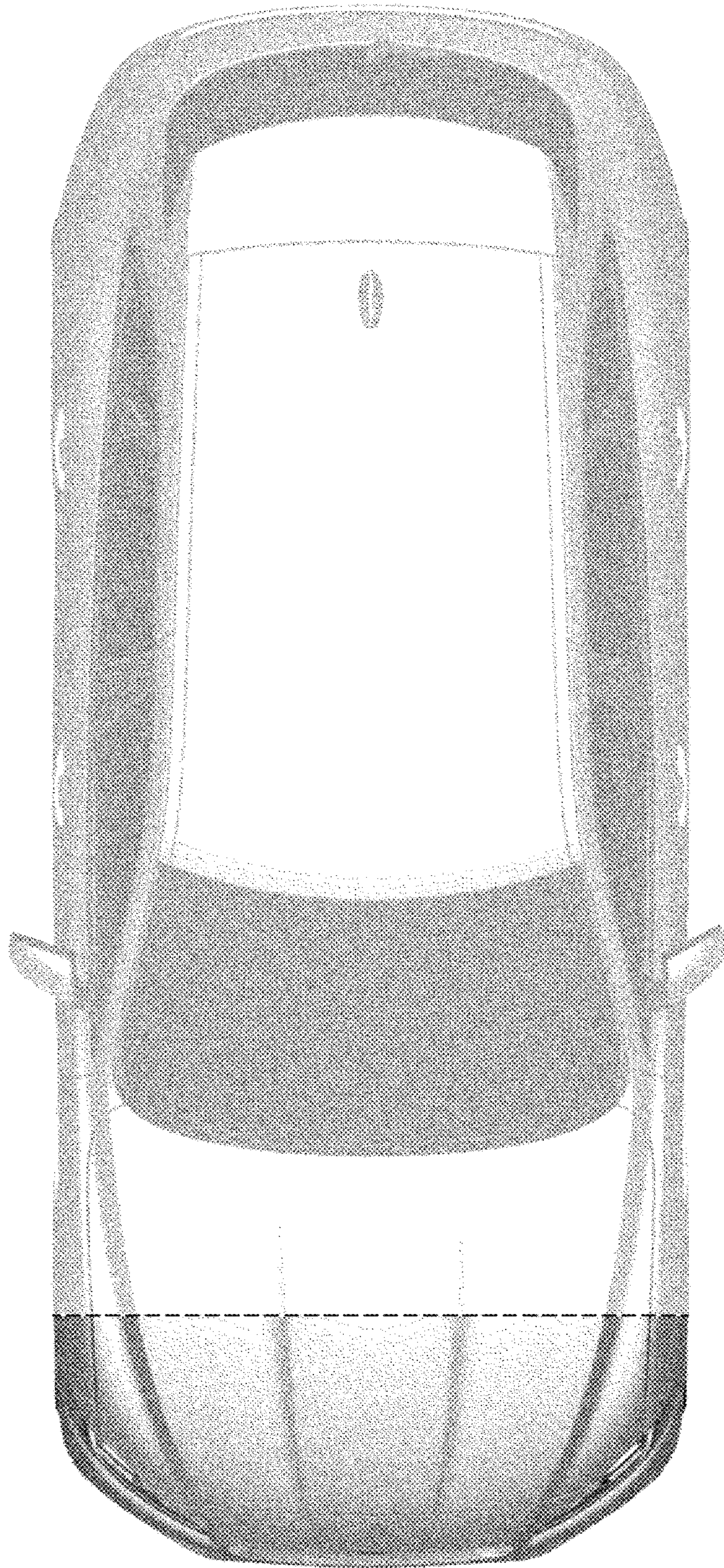


FIG. 6