



US00D811953S

(12) **United States Design Patent** (10) **Patent No.:** **US D811,953 S**
Seol (45) **Date of Patent:** **** Mar. 6, 2018**

(54) **RADIATOR GRILLE OF CAR**
(71) Applicant: **GM GLOBAL TECHNOLOGY OPERATIONS LLC**, Detroit, MI (US)
(72) Inventor: **Eunsu Seol**, Incheon (KR)
(73) Assignee: **GM GLOBAL TECHNOLOGY OPERATIONS LLC**, Detroit, MI (US)
(**) Term: **15 Years**
(21) Appl. No.: **29/565,302**
(22) Filed: **May 19, 2016**

D645,795 S * 9/2011 Ishibashi D12/163
D663,656 S * 7/2012 Frenzel D12/163
D687,750 S * 8/2013 Frei D12/163
D687,751 S * 8/2013 Futschik D12/163
D692,358 S * 10/2013 Nakamuta D12/190
D699,163 S * 2/2014 Janssen D12/164
D701,798 S * 4/2014 Futschik D12/164
D711,790 S * 8/2014 Futschik D12/164
D721,019 S * 1/2015 Pevovar D12/163
D759,551 S * 6/2016 Nakahara D12/163
D788,662 S * 6/2017 Minami D12/190
D788,663 S * 6/2017 Minami D12/190
D788,664 S * 6/2017 Minami D12/190
D790,412 S * 6/2017 Dunford D12/163
2017/0129430 A1 * 5/2017 Aizawa B60R 19/18
2017/0137954 A1 * 5/2017 Hashimoto B60K 11/08

* cited by examiner

(30) **Foreign Application Priority Data**

Nov. 20, 2015 (KR) 30-2015-0058668

(51) **LOC (11) Cl.** **12-16**

(52) **U.S. Cl.**
USPC **D12/163**

(58) **Field of Classification Search**
USPC D12/86, 91, 93, 163, 164, 166, 167, 169,
D12/171, 172, 173, 190, 216
CPC B62D 25/08; B62B 9/16; B60K 11/08;
B60R 19/52
See application file for complete search history.

(56) **References Cited**

U.S. PATENT DOCUMENTS

6,328,358 B1 * 12/2001 Berweiler B60R 19/52
180/68.6
D619,508 S * 7/2010 Choi D12/164
D633,012 S * 2/2011 Bauer D12/163
D635,897 S * 4/2011 Frei D12/163
D640,610 S * 6/2011 Schell D12/163

Primary Examiner — Susan Bennett Hattan

Assistant Examiner — Suzanne E Tisdell

(74) *Attorney, Agent, or Firm* — Browdy and Neimark, P.L.L.C.

(57) **CLAIM**

The ornamental design for a radiator grille of car, as shown and described.

DESCRIPTION

FIG. 1 is a perspective view of new design for a radiator grille of car as shown in the drawings;
FIG. 2 is a front elevation view of the radiator grille of car;
FIG. 3 is a rear elevation view of the radiator grille of car;
FIG. 4 is a left side view of the radiator grille of car;
FIG. 5 is a right side view of the radiator grille of car;
FIG. 6 is a top plan view of the radiator grille of car; and,
FIG. 7 is a bottom plan view of the radiator grille of car.

1 Claim, 7 Drawing Sheets

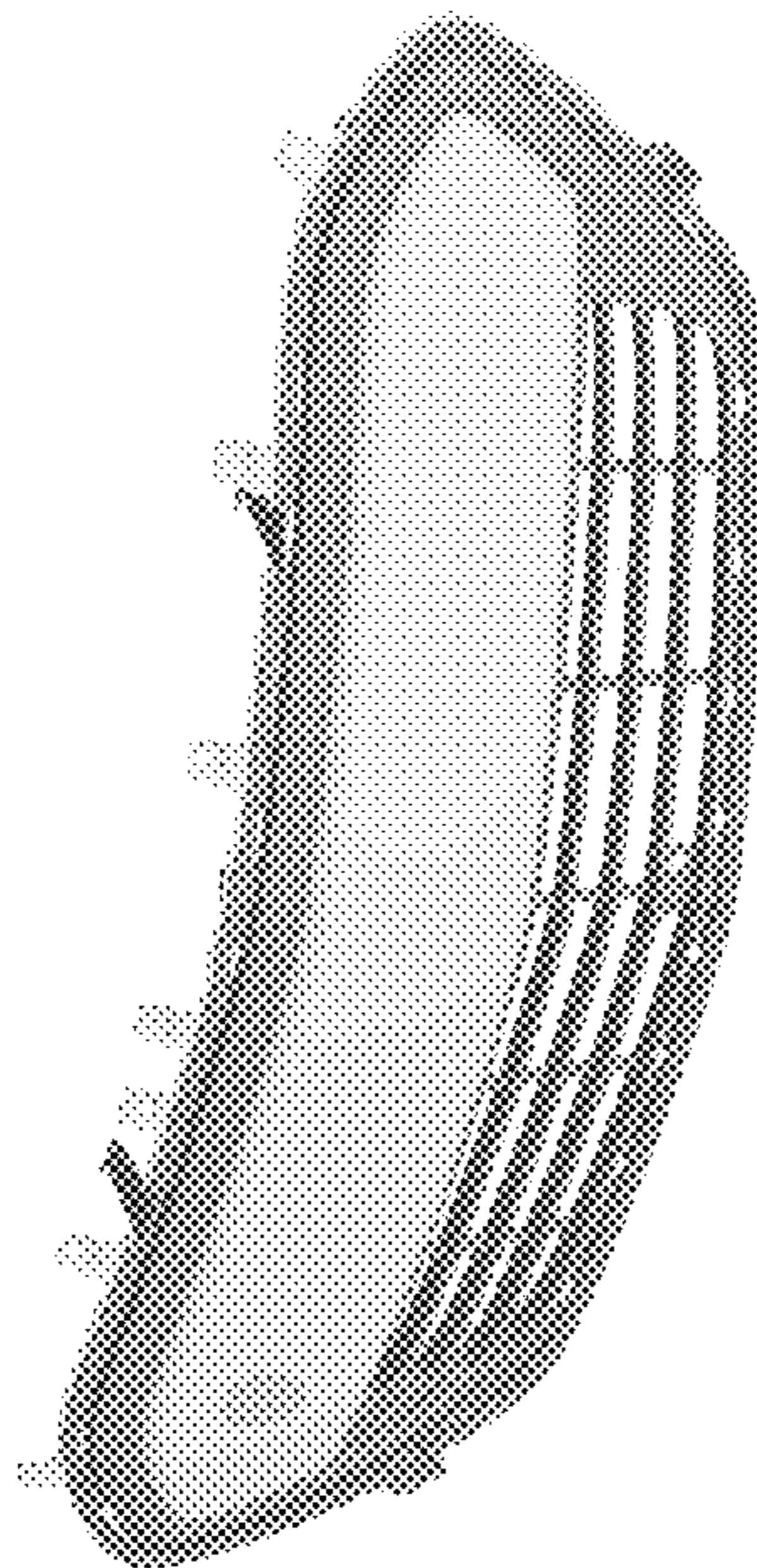


Fig. 1

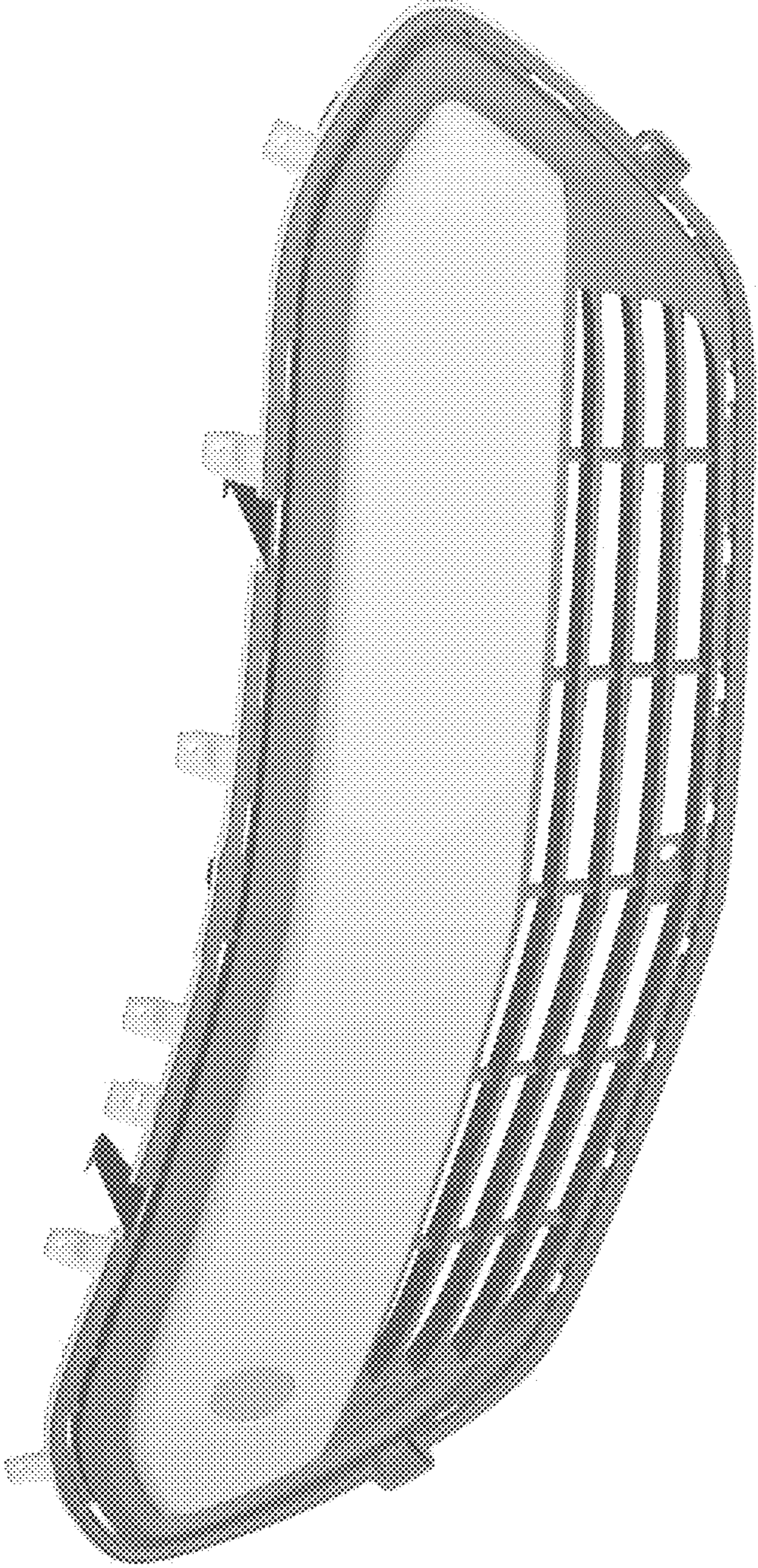


Fig. 2




Fig. 3




Fig. 4




Fig. 5




Fig. 6

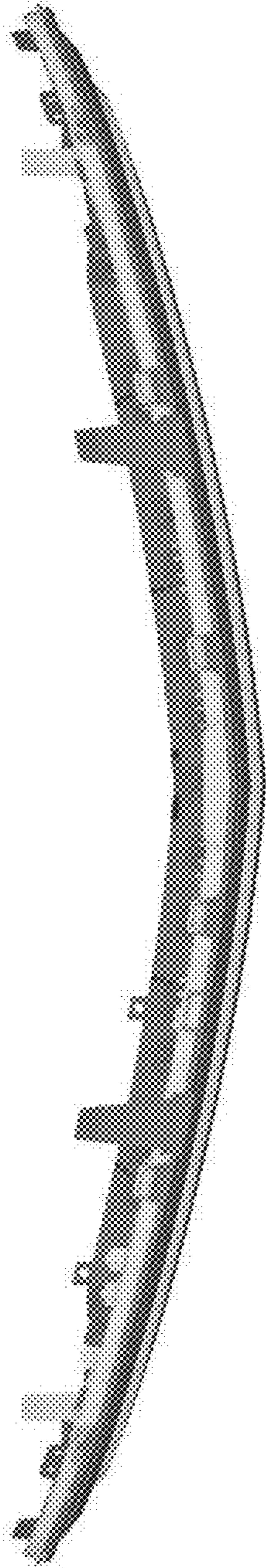


Fig. 7

