



US00D811952S

(12) **United States Design Patent**
Mateko

(10) **Patent No.:** **US D811,952 S**
(45) **Date of Patent:** **** Mar. 6, 2018**

- (54) **POLYGON SECURITY BOLT**
- (71) Applicant: **Brad Mateko**, Moorpark, CA (US)
- (72) Inventor: **Brad Mateko**, Moorpark, CA (US)
- (**) Term: **15 Years**
- (21) Appl. No.: **29/552,191**
- (22) Filed: **Jan. 20, 2016**
- (51) **LOC (11) Cl.** **12-16**
- (52) **U.S. Cl.**
USPC **D12/162; D12/106; D8/331**
- (58) **Field of Classification Search**
USPC D8/330, 331, 339, 342, 343, 344, 387;
D12/106, 162
CPC . E05B 65/00; E05C 1/00; E05C 19/00; E05C
19/10; F16B 31/00; F16B 31/021; F16B
41/005; B60D 1/64; B60D 2001/544;
B60D 1/14; B60D 1/145; B60D 1/60
See application file for complete search history.

- D627,622 S * 11/2010 Cosby D8/331
- 7,909,351 B2 * 3/2011 Hui B60D 1/025
280/504
- D666,486 S * 9/2012 Czipri D8/387
- D669,757 S * 10/2012 Dent D8/330
- 8,444,167 B1 * 5/2013 Dardari B60D 1/60
280/507
- D715,131 S * 10/2014 Song D8/331
- 9,199,520 B2 * 12/2015 Weipert B60D 1/07
- D776,513 S * 1/2017 Mateko D8/331
- 9,707,812 B2 * 7/2017 Budge B60D 1/60
- 2009/0079163 A1 * 3/2009 Cuellar B60D 1/60
280/507
- 2015/0121975 A1 * 5/2015 Yuan B60D 1/60
70/229
- 2017/0057593 A1 * 3/2017 Gray B62K 27/12

* cited by examiner

Primary Examiner — Sandra S Snapp
Assistant Examiner — Ieisha N Price
(74) *Attorney, Agent, or Firm* — Lyon & Harr, LLP;
Richard T. Lyon

(56) **References Cited**

U.S. PATENT DOCUMENTS

- 3,813,906 A * 6/1974 Kerr E05B 27/083
70/419
- 4,362,036 A * 12/1982 Shanklin B60K 15/04
220/210
- D268,090 S * 3/1983 Shanklin D8/331
- 4,406,140 A * 9/1983 Wolter F16B 41/005
70/231
- D364,548 S * 11/1995 Platt D8/331
- D372,417 S * 8/1996 Jimenez D8/343
- D414,403 S * 9/1999 Coven D8/387
- D457,113 S * 5/2002 Zapushek D12/162
- D496,260 S * 9/2004 Echazabal D8/387
- D534,054 S * 12/2006 Garcia, Sr. D8/330
- 7,300,068 B1 * 11/2007 Johnsen B60D 1/065
280/507
- D615,462 S * 5/2010 Barrette D12/162

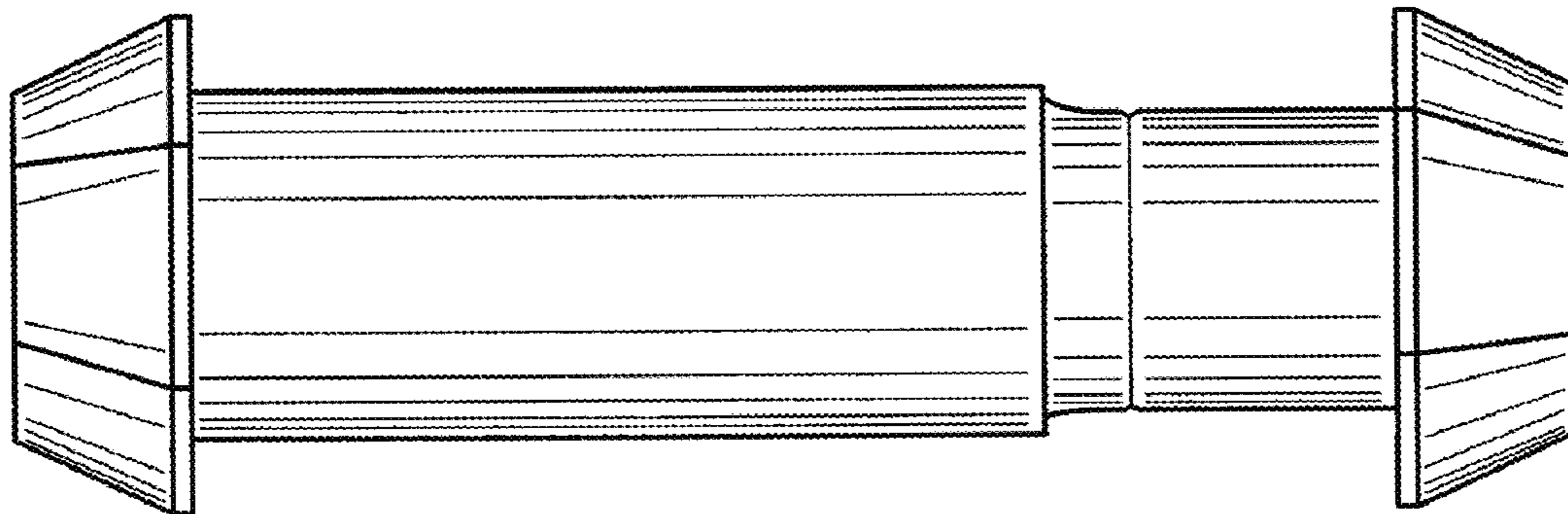
(57) **CLAIM**

The ornamental design for a polygon security bolt, as shown and described.

DESCRIPTION

FIG. 1 is a front elevation view of a split security bolt showing my new design;
FIG. 2 is a top plan view of FIG. 1 rotated right 90 degrees; and,
FIG. 3 is a bottom plan view of FIG. 1 rotated left 90 degrees.
The broken lines in the drawings illustrate portions of the polygon security bolt and form no part of the claimed design.

1 Claim, 1 Drawing Sheet



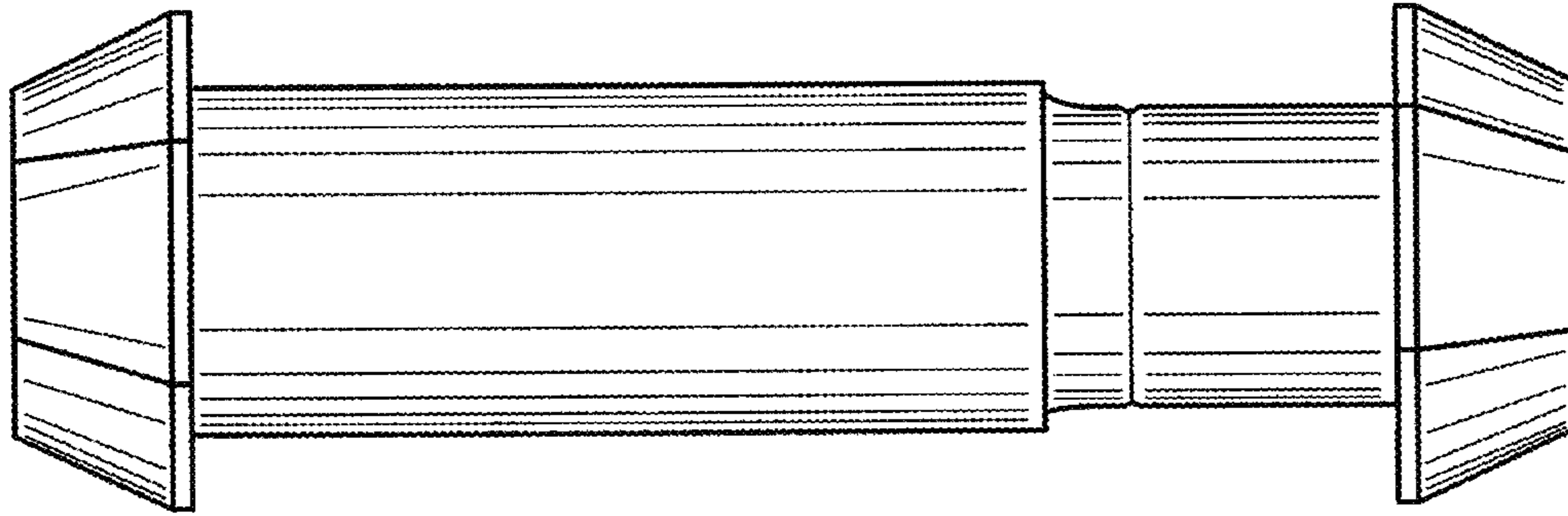


FIG. 1

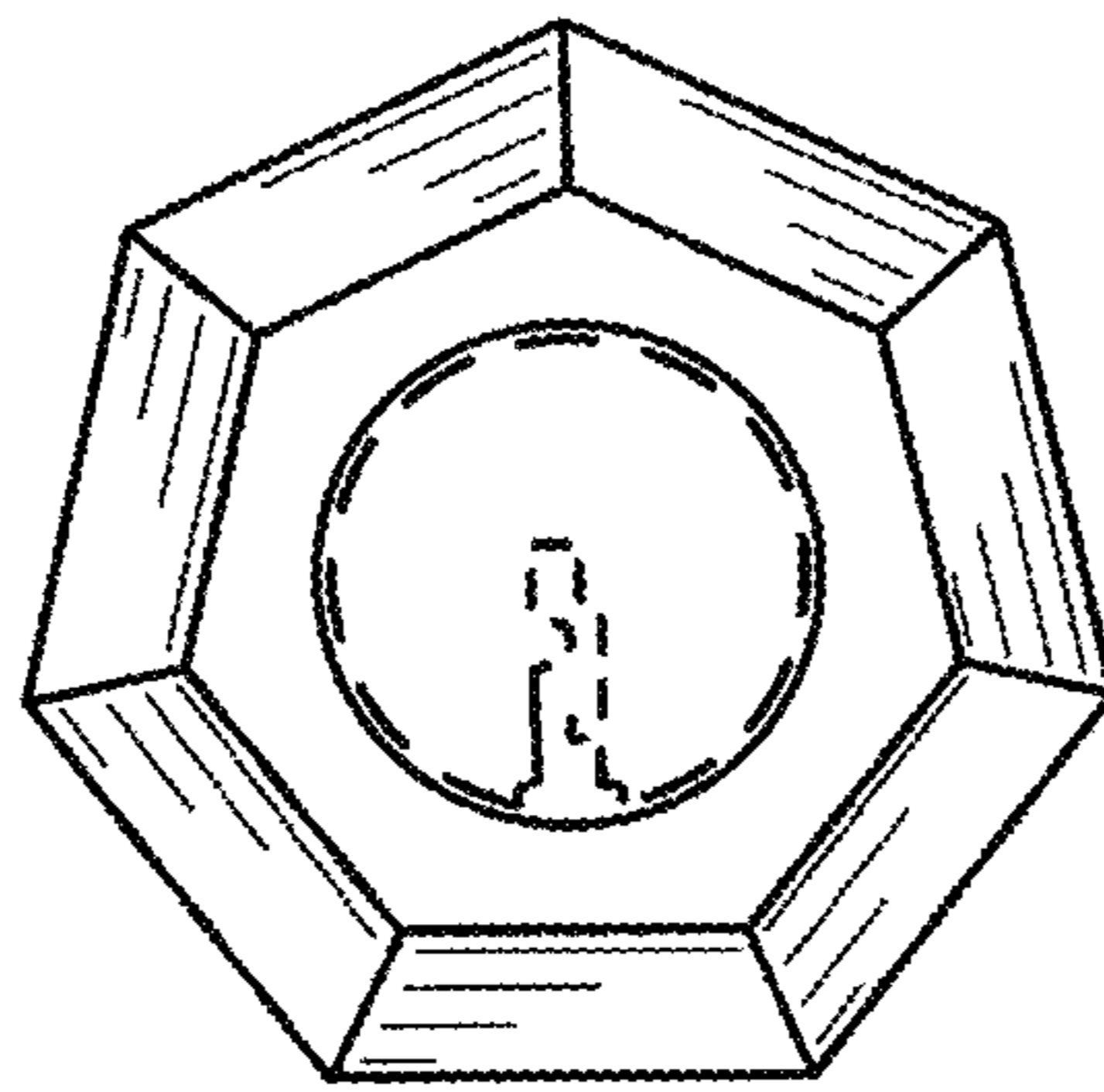


FIG. 2

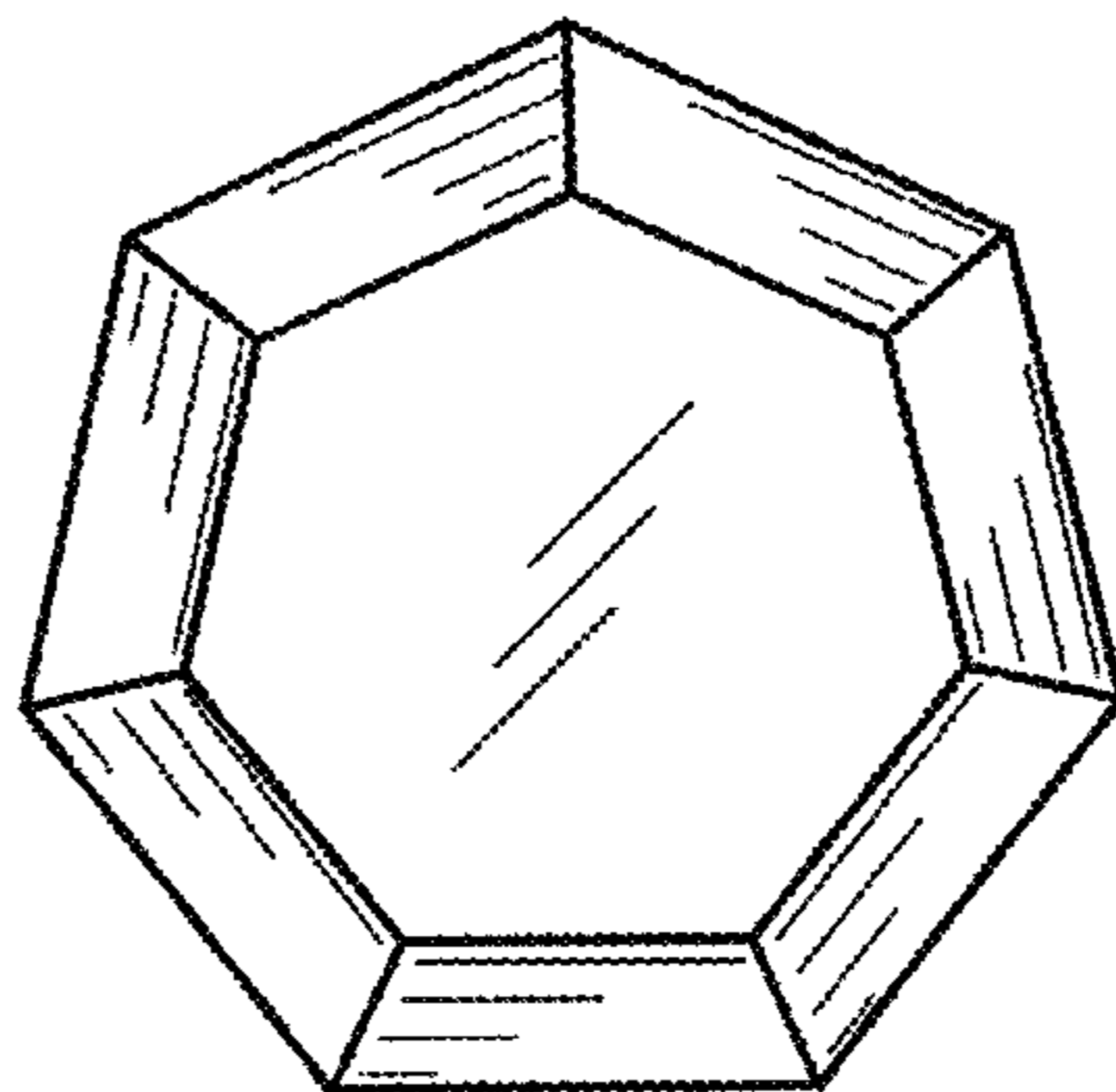


FIG. 3