



US00D811949S

(12) **United States Design Patent** (10) **Patent No.:** **US D811,949 S**
Stiba et al. (45) **Date of Patent:** **** Mar. 6, 2018**

- (54) **STROLLER SYSTEM WITH AN EXPANDABLE BASE**
 - (71) Applicant: **Austlen Baby Co.**, Berwyn, PA (US)
 - (72) Inventors: **Leslie Stiba**, Pflugerville, TX (US);
Patrick William Laffan, Berwyn, PA (US)
 - (73) Assignee: **Austlen Baby Co.**, Berwyn, PA (US)
 - (**) Term: **15 Years**
 - (21) Appl. No.: **29/536,942**
 - (22) Filed: **Aug. 20, 2015**
 - (51) **LOC (11) Cl.** **12-12**
 - (52) **U.S. Cl.**
USPC **D12/129**
 - (58) **Field of Classification Search**
USPC **D12/128-133**
- (Continued)

- (56) **References Cited**
U.S. PATENT DOCUMENTS
- 6,676,140 B1 * 1/2004 Gondobintoro B62B 7/08
280/33.993
- 7,789,413 B2 9/2010 Hei et al.
(Continued)

Primary Examiner — Charles D Hanson
 (74) *Attorney, Agent, or Firm* — DLA Piper LLP (US)

(57) **CLAIM**
 The ornamental design for a stroller system with an expandable base, as shown and described.

DESCRIPTION

FIG. 1 shows a front view a first embodiment of a stroller. FIG. 1 is identical to the front view for all embodiments of the stroller shown herein.

FIG. 2 shows a rear view a first embodiment of the stroller (according to FIG. 1) in a non-expanded state.
 FIG. 3 shows a rear view of a first embodiment of the stroller (according to FIGS. 1-2) in a partially-expanded state.
 FIG. 4 shows a rear view of a first embodiment of the stroller (according to FIGS. 1-3) in a fully-expanded state.
 FIG. 5 shows a right side view of a first embodiment of the stroller (according to FIGS. 1-4) in a non-expanded state. This image is a mirror image of the left side view of the first embodiment of the stroller.
 FIG. 6 shows a right side view of a first embodiment of the stroller (according to FIGS. 1-5) in a partially-expanded state. This image is a mirror image of the left side view of the first embodiment of the stroller.
 FIG. 7 shows a side view of a first embodiment of the stroller (according to FIGS. 1-6) in a fully-expanded state. This image is a mirror image of the left side view of the first embodiment of the stroller.
 FIG. 8 shows a bottom view of a first embodiment of the stroller (according to FIGS. 1-7) in a non-expanded state.
 FIG. 9 shows a bottom view of a first embodiment of the stroller (according to FIGS. 1-8) in a partially-expanded state.
 FIG. 10 shows a bottom view of a first embodiment of the stroller (according to FIGS. 1-9) in a fully-expanded state.
 FIG. 11 shows a front right side perspective view of a first embodiment of the stroller (according to FIGS. 1-10) in a non-expanded state. This image is a mirror image of the front left perspective view of the first embodiment of the stroller.
 FIG. 12 shows a front right side perspective view of a first embodiment of the stroller (according to FIGS. 1-11) in a partially-expanded state. This image is a mirror image of the front left perspective view of the first embodiment of the stroller.
 FIG. 13 shows a front right side perspective view of a first embodiment of the stroller (according to FIGS. 1-12) in a fully-expanded state. This image is a mirror image of the front left perspective view of the first embodiment of the stroller.
 FIG. 14 shows a rear right side perspective view of a first embodiment of the stroller (according to FIGS. 1-13) in a

(Continued)



non-expanded state. This image is a mirror image of the rear left perspective view of the first embodiment of the stroller. FIG. 15 shows a rear right side perspective view of a first embodiment of the stroller (according to FIGS. 1-14) in a partially-expanded state. This image is a mirror image of the rear left perspective view of the first embodiment of the stroller.

FIG. 16 shows a rear right side perspective view of a first embodiment of the stroller (according to FIGS. 1-15) in a fully-expanded state. This image is a mirror image of the rear left perspective view of the first embodiment of the stroller.

FIG. 17 shows a top view of a first embodiment of the stroller (according to FIGS. 1-16) in a non-expanded state.

FIG. 18 shows a top view of a first embodiment of the stroller (according to FIGS. 1-17) in a partially-expanded state.

FIG. 19 shows a top view of a first embodiment of the stroller (according to FIGS. 1-18) in a fully-expanded state.

FIG. 20 shows a front right side perspective view of a first embodiment of the stroller (according to FIGS. 1-19) in a partially folded state. This image is a mirror image of the front left perspective view of the first embodiment of the stroller.

FIG. 21 shows a front right side perspective view of a first embodiment of the stroller (according to FIGS. 1-20) in a second partially folded state. This image is a mirror image of the front left perspective view of the first embodiment of the stroller.

FIG. 22 shows a front right side perspective view of a first embodiment of the stroller (according to FIGS. 1-21) in a third partially folded state. This image is a mirror image of the front left perspective view of the first embodiment of the stroller.

FIG. 23 shows a front right side perspective view of a first embodiment of the stroller (according to FIGS. 1-22) in a fully folded state. This image is a mirror image of the front left perspective view of the first embodiment of the stroller.

FIG. 24 shows a top view of a first embodiment of the stroller (according to FIGS. 1-23) in a fully folded state.

FIG. 25 shows a front right side perspective view of a first embodiment of the stroller (according to FIGS. 1-24) partially reclined with the base in a non-expanded state. This image is a mirror image of the front left perspective view of the first embodiment of the stroller.

FIG. 26 shows a front right side perspective view of a first embodiment of the stroller (according to FIGS. 1-25) partially reclined with the base in an partially expanded state. This image is a mirror image of the front left perspective view of the first embodiment of the stroller.

FIG. 27 shows a front right side perspective view of a first embodiment of the stroller (according to FIGS. 1-26) partially reclined with the base in a fully expanded state. This image is a mirror image of the front left perspective view of the first embodiment of the stroller.

FIG. 28 shows a front right side perspective view of a first embodiment of the stroller (according to FIGS. 1-27) fully reclined with the base in a non-expanded state. This image is a mirror image of the front left perspective view of the first embodiment of the stroller.

FIG. 29 shows a front right side perspective view of a first embodiment of the stroller (according to FIGS. 1-28) fully reclined with the base in an partially expanded state. This image is a mirror image of the front left perspective view of the first embodiment of the stroller; and,

FIG. 30 shows a front right side perspective view of a first embodiment of the stroller (according to FIGS. 1-29) fully reclined with the base in a fully expanded state. This image is a mirror image of the front left perspective view of the first embodiment of the stroller.

The embodiments disclosed herein are also intended to represent the mirror images of the figures as shown. The embodiments described herein contain various structures, including without limitation soft goods such as baskets, fabric, hoods, and the like as well as structural components such as wheels, bars, handles, footrests and the like. Each portion of the embodiments disclosed herein may alternatively be represented as portions of the environmental structure and thereby not form a part of the claimed design. Accordingly, Applicant reserves the right to disclaim any portion of the embodiments shown herein, including without limitation any seats, hoods, baskets, wheels, bars, handles, footrests and other rigid and soft components of the stroller design.

1 Claim, 30 Drawing Sheets

(58) **Field of Classification Search**

CPC B62B 7/00-7/04; B62B 9/00-9/28
See application file for complete search history.

(56) **References Cited**

U.S. PATENT DOCUMENTS

8,807,588	B2 *	8/2014	Thomas	B62B 7/14 280/47.4
8,857,830	B2 *	10/2014	Chen	B62B 7/008 280/47.35
8,899,615	B2 *	12/2014	Dijkstra	B62B 7/14 280/42
9,227,650	B2 *	1/2016	Gillett	B62B 7/12
2009/0315300	A1 *	12/2009	Stiba	B62B 7/10 280/648
2011/0272925	A1 *	11/2011	Dijkstra	B62B 7/14 280/658
2014/0217696	A1 *	8/2014	Bartels	B62H 7/00 280/274
2015/0232114	A1 *	8/2015	Gillett	B62B 7/12 280/30

* cited by examiner



FIG. 1



FIG. 2




FIG. 3



FIG. 4



FIG. 5

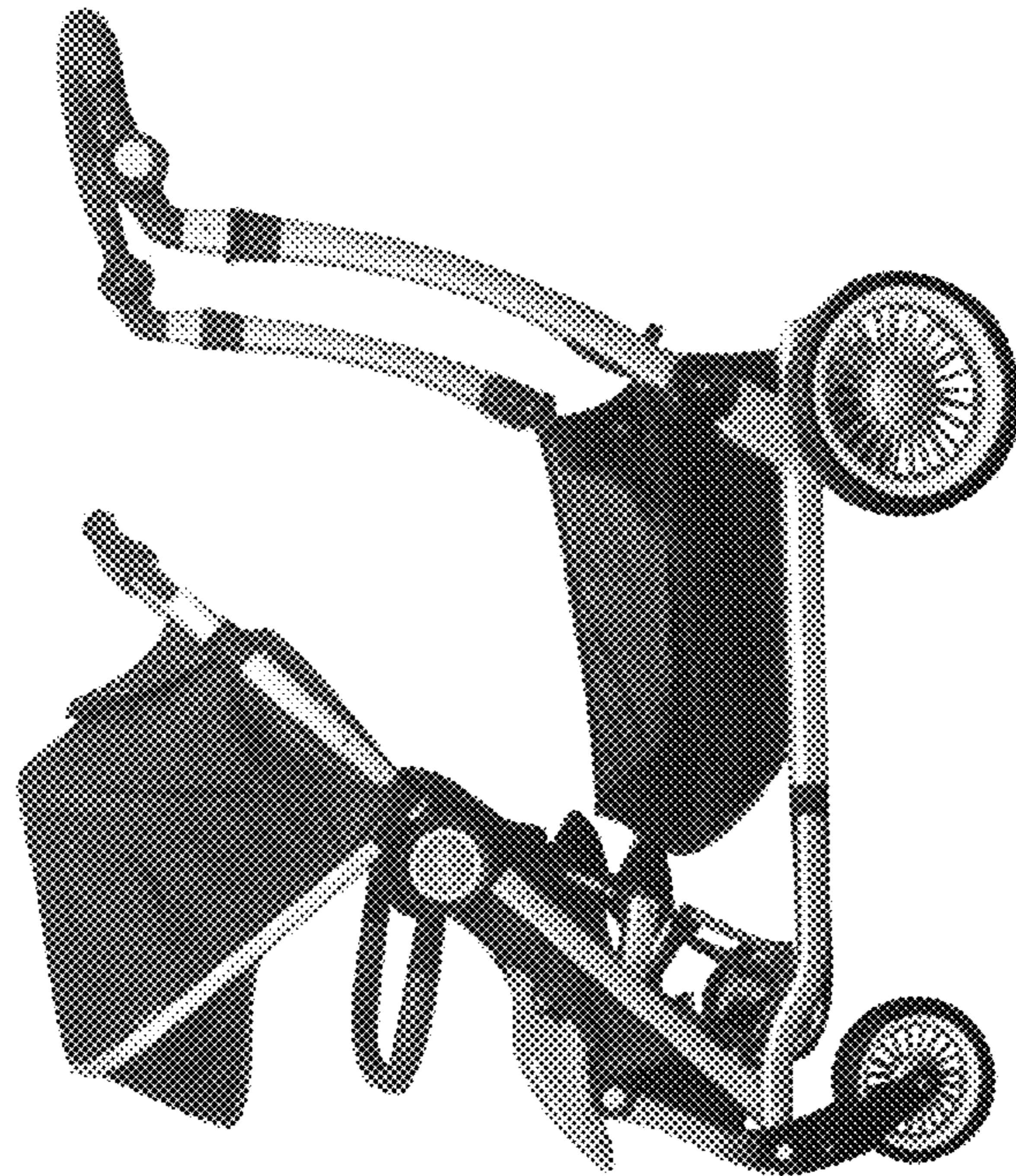


FIG. 6




FIG. 7




FIG. 8



FIG. 9



FIG. 10




FIG. 11

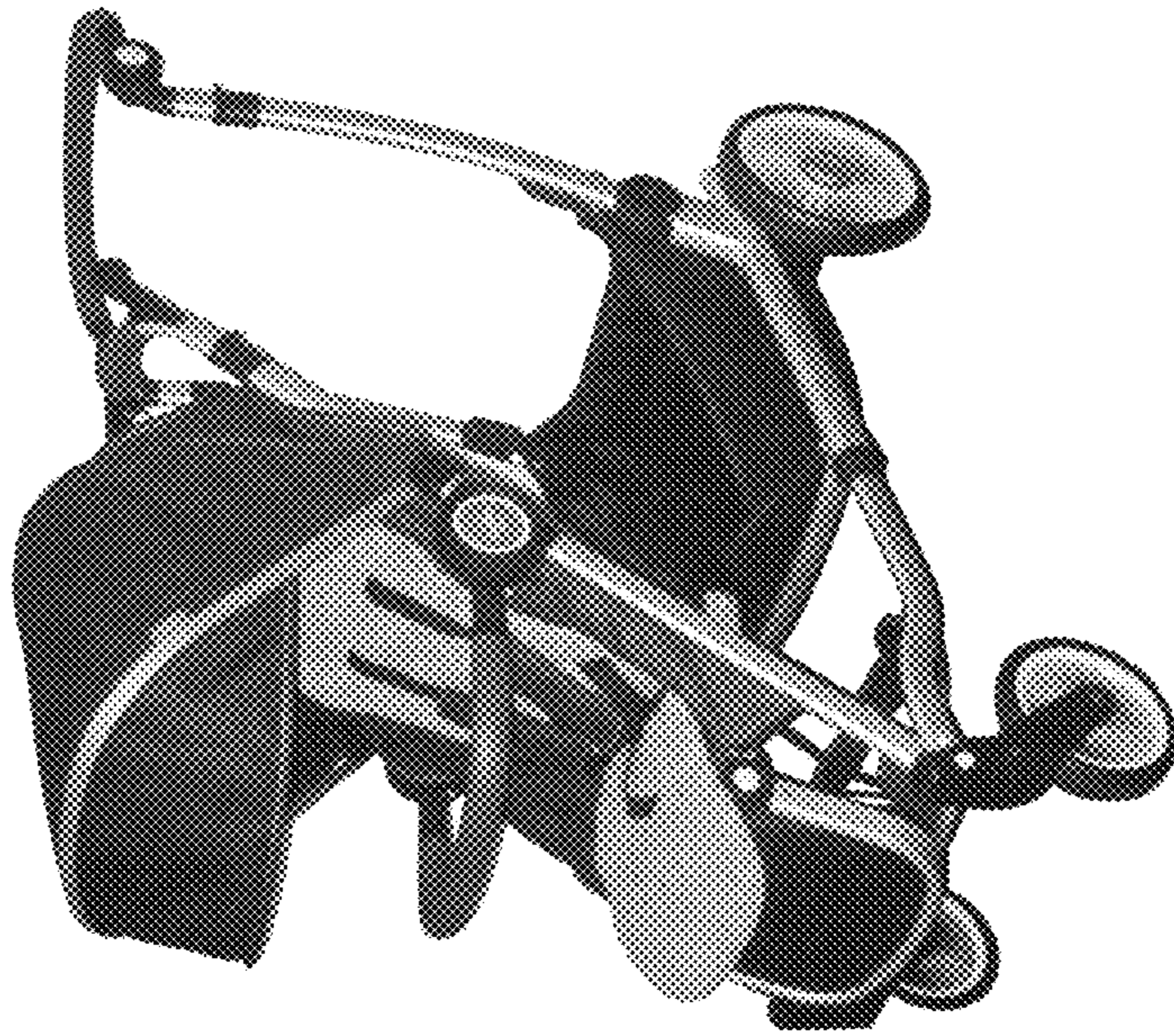


FIG. 12

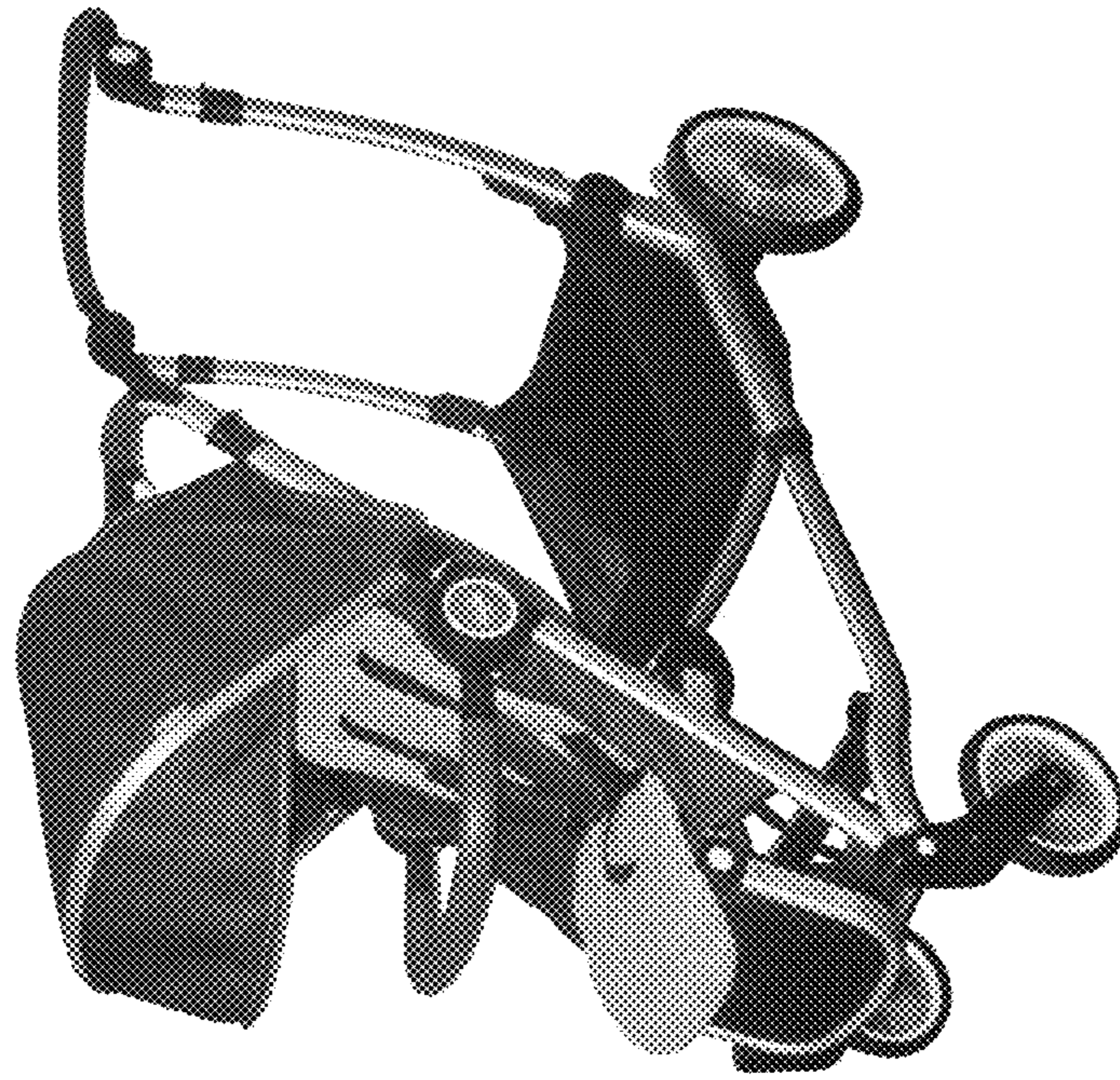


FIG. 13



FIG. 14



FIG. 15



FIG. 16



FIG. 17



FIG. 18




FIG. 19




FIG. 20



FIG. 21



FIG. 22



FIG. 23



FIG. 24




FIG. 25




FIG. 26

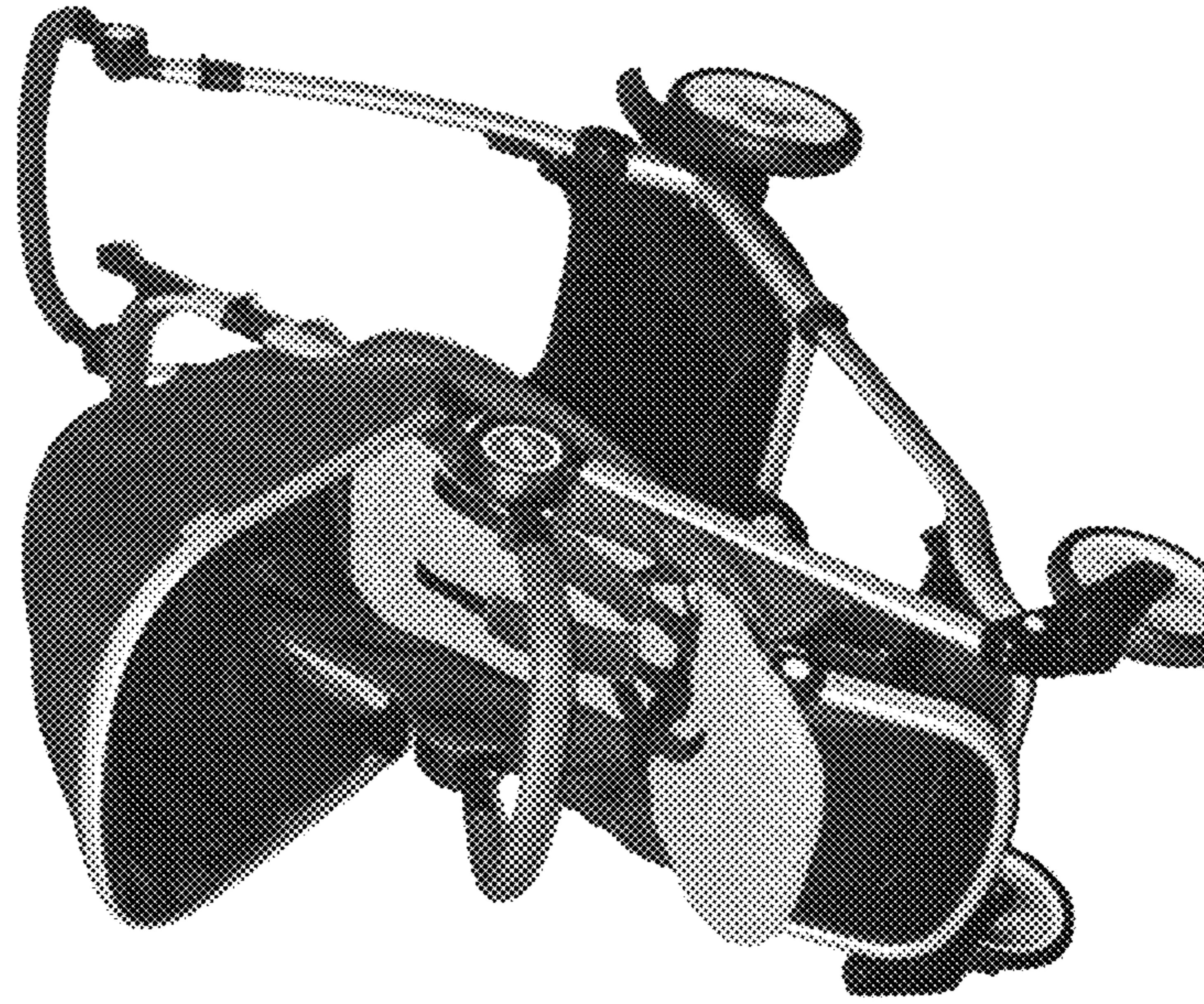


FIG. 27




FIG. 28




FIG. 29

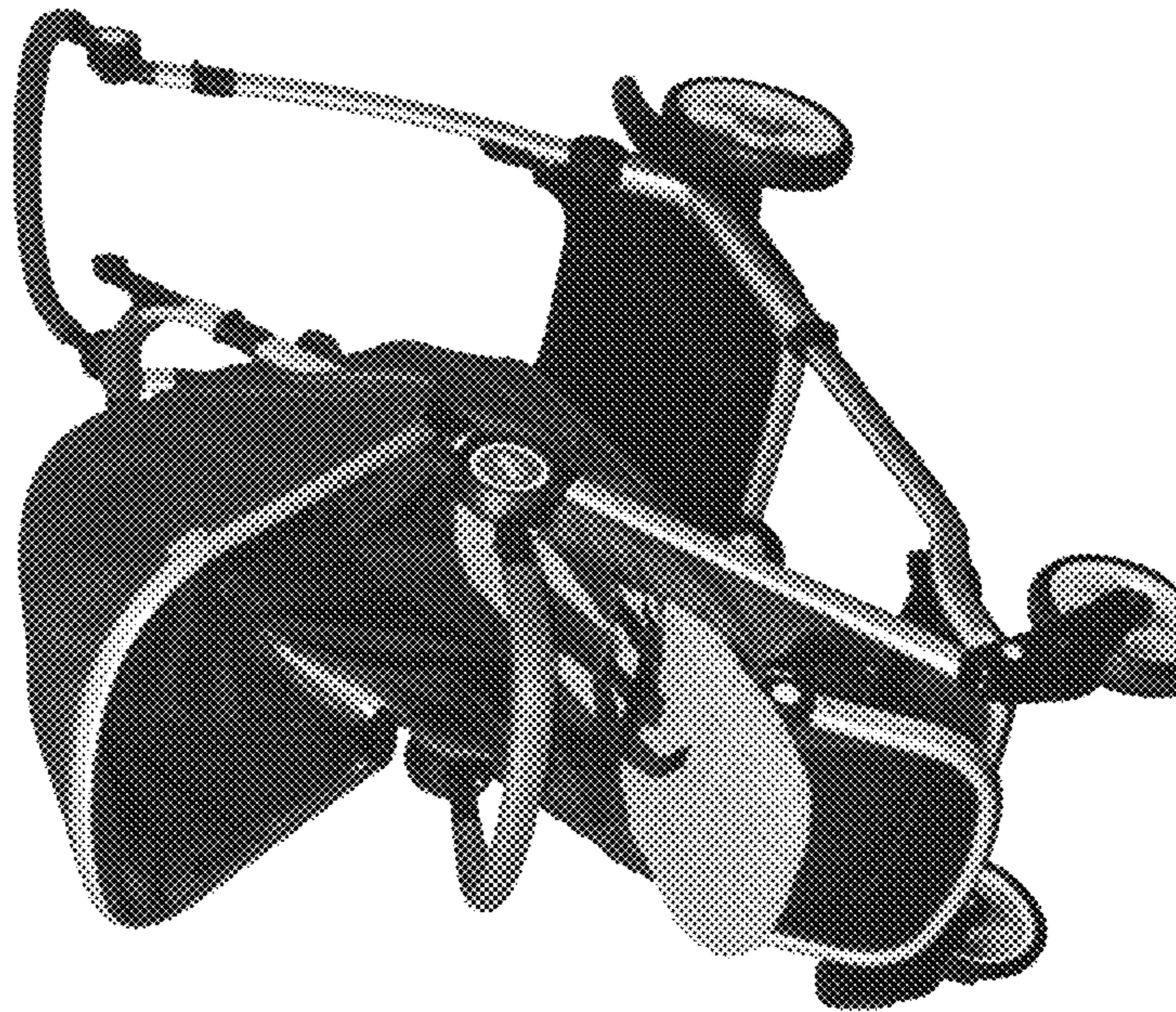


FIG. 30