



US00D811943S

(12) **United States Design Patent**  
**Peat et al.**

(10) **Patent No.:** **US D811,943 S**  
(45) **Date of Patent:** **\*\* Mar. 6, 2018**

- (54) **VEHICLE**
- (71) Applicant: **Jaguar Land Rover Limited**, Whitley, Coventry (GB)
- (72) Inventors: **Anthony Peat**, Coventry (GB); **Joe Buck**, Coventry (GB)
- (73) Assignee: **Jaguar Land Rover Limited**, Whitley, Coventry (GB)
- (\*\*) Term: **15 Years**
- (21) Appl. No.: **29/597,994**
- (22) Filed: **Mar. 22, 2017**

- D711,288 S \* 8/2014 Butterworth ..... D12/92
- D718,662 S \* 12/2014 Ishizuka ..... D12/92
- D719,878 S \* 12/2014 Webber ..... D12/92
- D725,007 S \* 3/2015 Beaven ..... D12/164
- D726,074 S \* 4/2015 Beaven ..... D12/92
- D740,177 S \* 10/2015 Callum ..... D12/92
- D758,921 S \* 6/2016 Hatton ..... D12/92
- D773,959 S \* 12/2016 Jelec ..... D12/92
- D785,505 S \* 5/2017 Peat ..... D12/92

\* cited by examiner

*Primary Examiner* — Melody N Brown  
(74) *Attorney, Agent, or Firm* — Wood Herron & Evans LLP

**Related U.S. Application Data**

- (62) Division of application No. 29/537,982, filed on Aug. 31, 2015, now Pat. No. Des. 785,505.

**Foreign Application Priority Data**

Mar. 16, 2015 (EM) ..... 002656314

- (51) **LOC (11) Cl.** ..... **12-08**
- (52) **U.S. Cl.**  
USPC ..... **D12/92**
- (58) **Field of Classification Search**  
USPC ..... D12/86, 90-92, 88; D21/421, 433, 434;  
296/181.1, 181.5  
CPC ..... B62D 35/00; B62D 25/00; B62D 25/06;  
B62D 33/00  
See application file for complete search history.

**References Cited**

**U.S. PATENT DOCUMENTS**

- D704,101 S \* 5/2014 Beaven ..... D12/92
- D711,287 S \* 8/2014 Butterworth ..... D12/92


(57) **CLAIM**

The ornamental design for a vehicle, as shown and described.

**DESCRIPTION**

FIG. 1 is a front and right side perspective view of a vehicle showing my new design;  
 FIG. 2 is a rear and left side perspective view thereof;  
 FIG. 3 is a front view thereof.  
 FIG. 4 is a rear view thereof.  
 FIG. 5 is left side view thereof.  
 FIG. 6 is a right side view thereof; and,  
 FIG. 7 is a top view thereof.  
 Any elements shown in broken lines in the Figures form no part of the claimed invention, and are instead included to show environmental aspects thereof. Also, broken lines shown adjacent to any shaded portions form an unclaimed boundary of the design.

**1 Claim, 5 Drawing Sheets**






FIG. 1

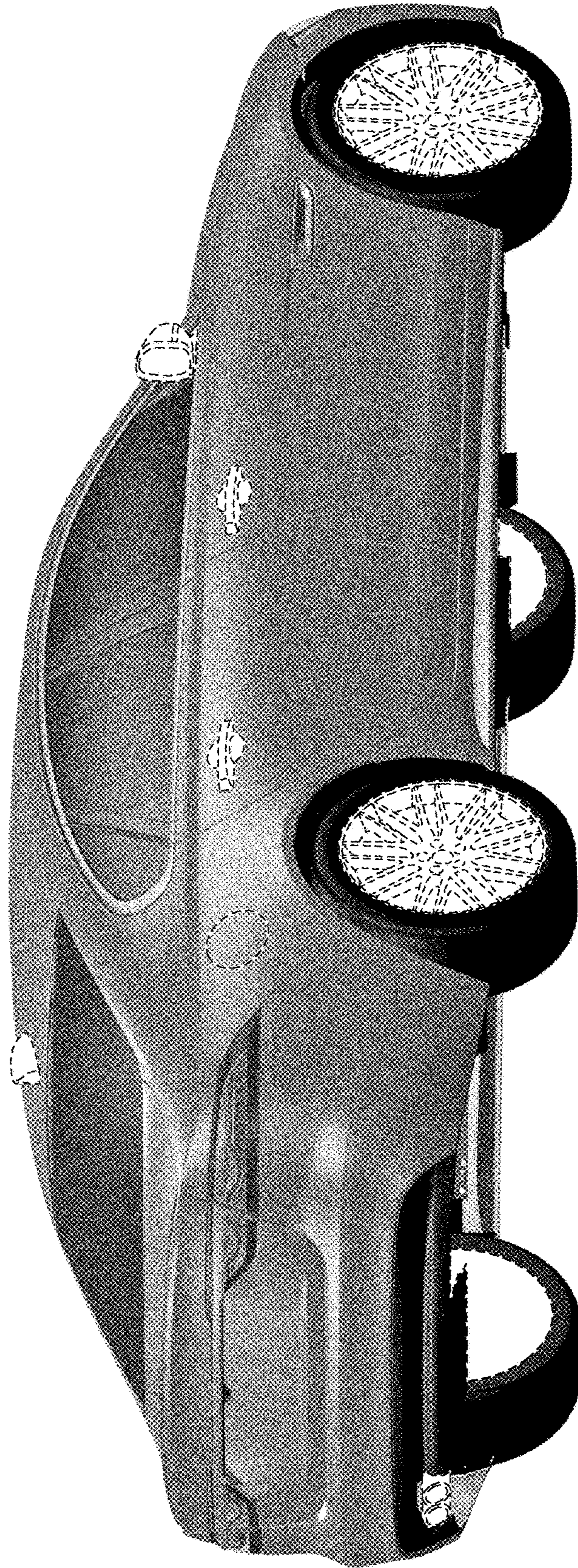


FIG. 2



FIG. 3




FIG. 4




FIG. 5




FIG. 6




FIG. 7

UNITED STATES PATENT AND TRADEMARK OFFICE  
**CERTIFICATE OF CORRECTION**

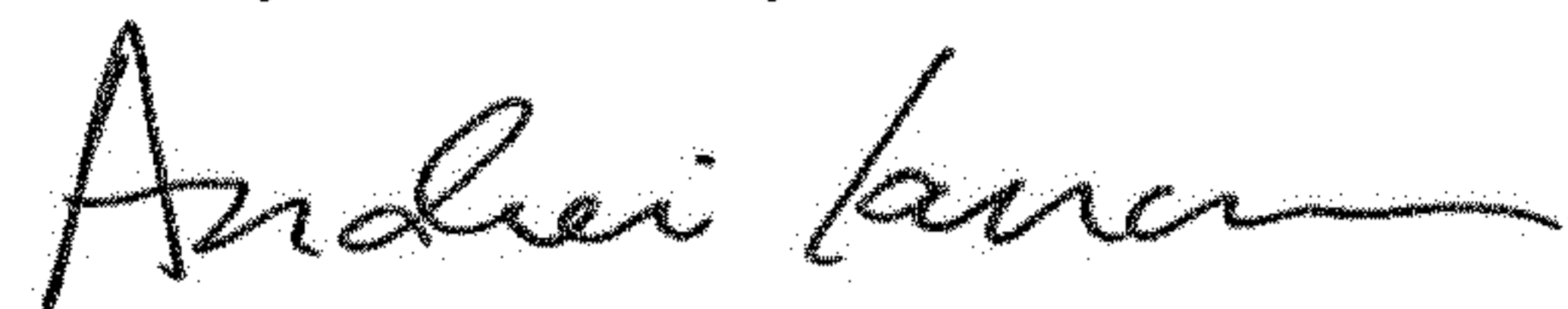
PATENT NO. : D811,943 S  
APPLICATION NO. : 29/597994  
DATED : March 6, 2018  
INVENTOR(S) : Anthony Peat et al.

Page 1 of 1

It is certified that error appears in the above-identified patent and that said Letters Patent is hereby corrected as shown below:

Column 2, "Description" Line 2, ". . . showing my new design;" should read --. . . showing our new design;--.

Signed and Sealed this  
Twenty-ninth Day of October, 2019



Andrei Iancu  
*Director of the United States Patent and Trademark Office*