



US00D811940S

(12) **United States Design Patent**  
**Munakata et al.**

(10) **Patent No.:** **US D811,940 S**  
(45) **Date of Patent:** **\*\* Mar. 6, 2018**

(54) **AUTOMOBILE AND/OR TOY REPLICA  
THEREOF**

(71) Applicant: **Nissan Motor Co., Ltd.**, Yokohama,  
Kanagawa (JP)

(72) Inventors: **Kenichi Munakata**, Tokyo (JP);  
**Naoyuki Ohkoshi**, Kanagawa (JP);  
**Takashi Utsunomiya**, Kanagawa (JP)

(73) Assignee: **Nissan Motor Co., Ltd.**, Yokohama  
(JP)

(\*\*) Term: **15 Years**

(21) Appl. No.: **29/534,340**

(22) Filed: **Jul. 28, 2015**

(30) **Foreign Application Priority Data**

Jan. 30, 2015 (JP) ..... 2015-001775

(51) **LOC (11) Cl.** ..... **12-08**

(52) **U.S. Cl.**  
USPC ..... **D12/92**

(58) **Field of Classification Search**  
USPC ..... D12/86, 90-92, 88; D21/421, 433, 434;  
296/181.1, 181.5  
CPC ..... B62D 35/00; B62D 25/00; B62D 25/06;  
B62D 33/00  
See application file for complete search history.

(56) **References Cited**

**U.S. PATENT DOCUMENTS**

D695,645 S 12/2013 Tase et al.  
D710,761 S \* 8/2014 Endo ..... D12/92  
D718,662 S \* 12/2014 Ishizuka ..... D12/92

**FOREIGN PATENT DOCUMENTS**

JP D1443491 S 6/2012  
JP D1461082 S 2/2013

JP D1466756 S 4/2013  
JP D1479076 S 9/2013  
JP D1484089 S 11/2013  
JP D1484324 S 11/2013  
JP D1484962 S 11/2013  
JP D1487977 S 1/2014  
JP D1495369 S 4/2014  
JP D1496695 S 5/2014  
JP D1488541 S 6/2014  
JP D1496827 S 6/2014

(Continued)

**OTHER PUBLICATIONS**

Japanese Design Registration No. D1488583, published Jan. 27,  
2014, Secret Design, in the Office Action for the corresponding  
Japanese Design Application No. 2015-001775 on Jun. 16, 2015.

*Primary Examiner* — Melody N Brown

(74) *Attorney, Agent, or Firm* — Global IP Counselors,  
LLP

(57) **CLAIM**



The ornamental design for an automobile and/or toy replica  
thereof, as shown and described.

**DESCRIPTION**

FIG. 1 is a front elevational view of an automobile and/or  
toy replica thereof showing our new design;  
FIG. 2 is a top plan view thereof;  
FIG. 3 is a right side elevational view thereof;  
FIG. 4 is a left side elevational view thereof;  
FIG. 5 is a front and left side perspective view thereof;  
FIG. 6 is a rear and right side perspective view thereof; and,  
FIG. 7 is a rear elevational view thereof.

The hidden surfaces from the bottom, obscured by a rear  
bumper, the wheels, and inside the wheel wells, but visible  
in the figures form no part of the claimed design. The broken  
line showings on the radiator grill is for the purpose of  
illustrating environmental structure and form no part of the  
claimed design.

**1 Claim, 7 Drawing Sheets**



(56)

**References Cited**

FOREIGN PATENT DOCUMENTS

JP	D1498942 S	6/2014
JP	D1501999 S	7/2014
JP	D1492745 S	8/2014
JP	D1510477 S	11/2014
JP	D1488128 S	1/2015
JP	D1488575 S	1/2015
JP	D1517025 S	2/2015
JP	D1520645 S	3/2015
JP	D1524181 S	5/2015
JP	D1501258 S	6/2015
JP	D1526532 S	6/2015

\* cited by examiner




FIG. 1




FIG. 2




FIG. 3

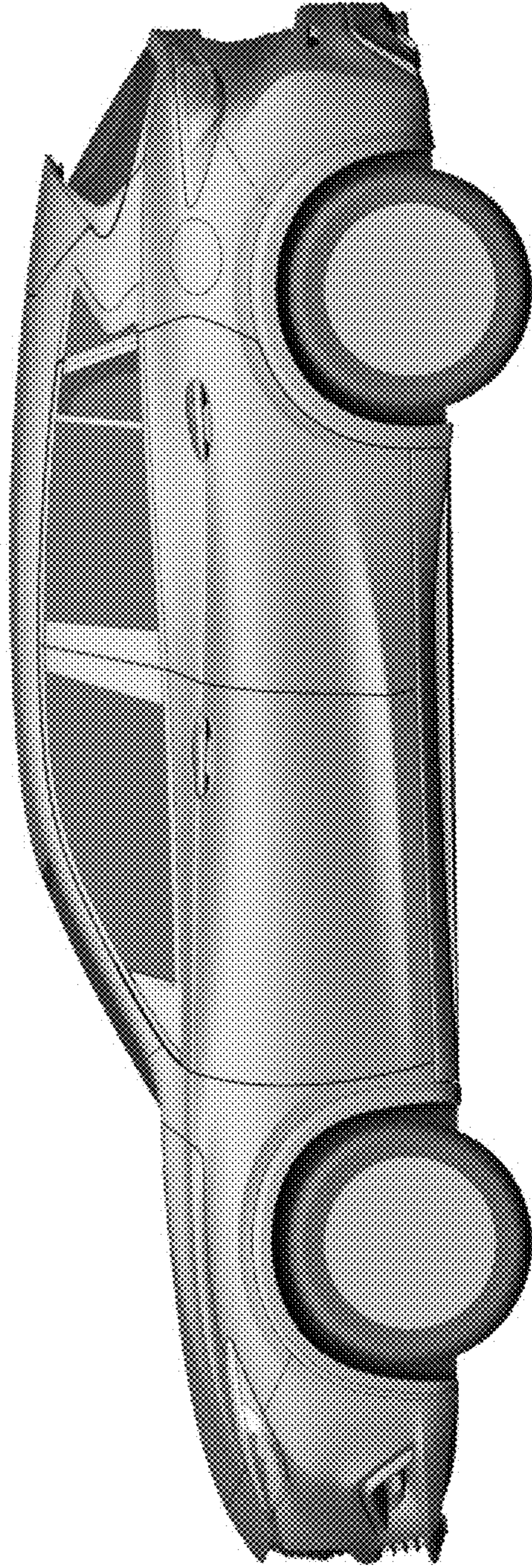


FIG. 4



FIG. 5

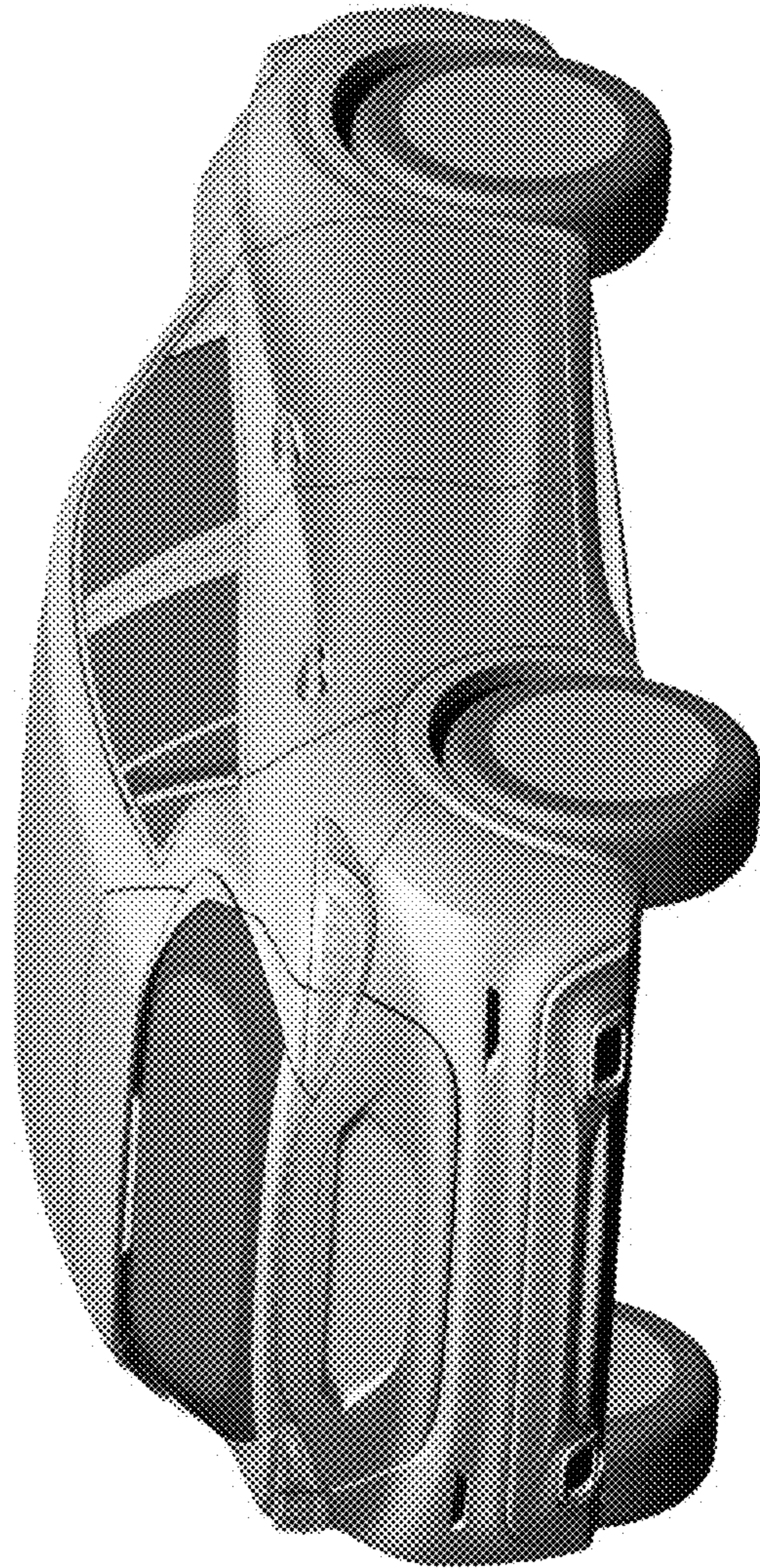


FIG. 6






FIG. 7